



**MICHELLE R. MILLER**  
**CLERK & COMPTROLLER**  
ST. LUCIE COUNTY, FLORIDA

April 17, 2023

The Honorable, Cathy Townsend, Chair  
St. Lucie County Board of County Commissioners  
2300 Virginia Avenue  
Fort Pierce, Florida 34982

Re: Investment Report for Quarter Ending March 31, 2023

Dear Cathy,

I am pleased to share with you the 2nd Quarter Investment Report for the fiscal year 2023.

The Investment Report includes the following:

- Investment Summary
- Portfolio Diversification, Maturity Distribution, Issuer Concentration, and Top 10 Holdings charts
- Investment Portfolio Detail

All investment activities were in compliance with the bid process as outlined in the Investment Policy. All of the investment categories and portfolio composition percentages are in accordance with the Investment Policy approved by the Board of County Commissioners.

The information is provided to you, the Honorable Members of the Board of County Commissioners, and the Investment Committee as required by the Investment Policy. Please do not hesitate to contact our office should you have questions.

Cordially,

Michelle R. Miller  
Clerk & Comptroller

Enclosures

April 17, 2023

The Honorable, Cathy Townsend, Chair

cc:

District 1 Commissioner, Chris Dzadoovsky

District 2 Commissioner, Larry Leet

District 3 Commissioner, Linda Bartz

District 4 Commissioner, Jamie Fowler

George Landry, County Administrator

Dan McIntyre, County Attorney

Jennifer Hill, OMB Director

Investment Committee Members

Budget Committee Members

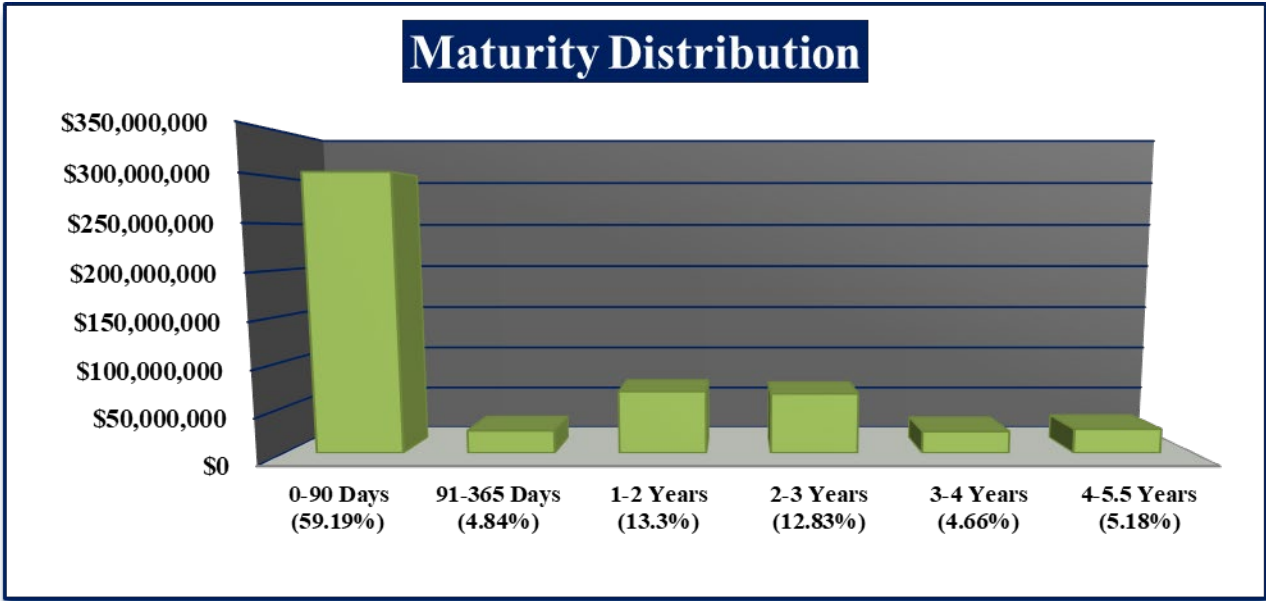
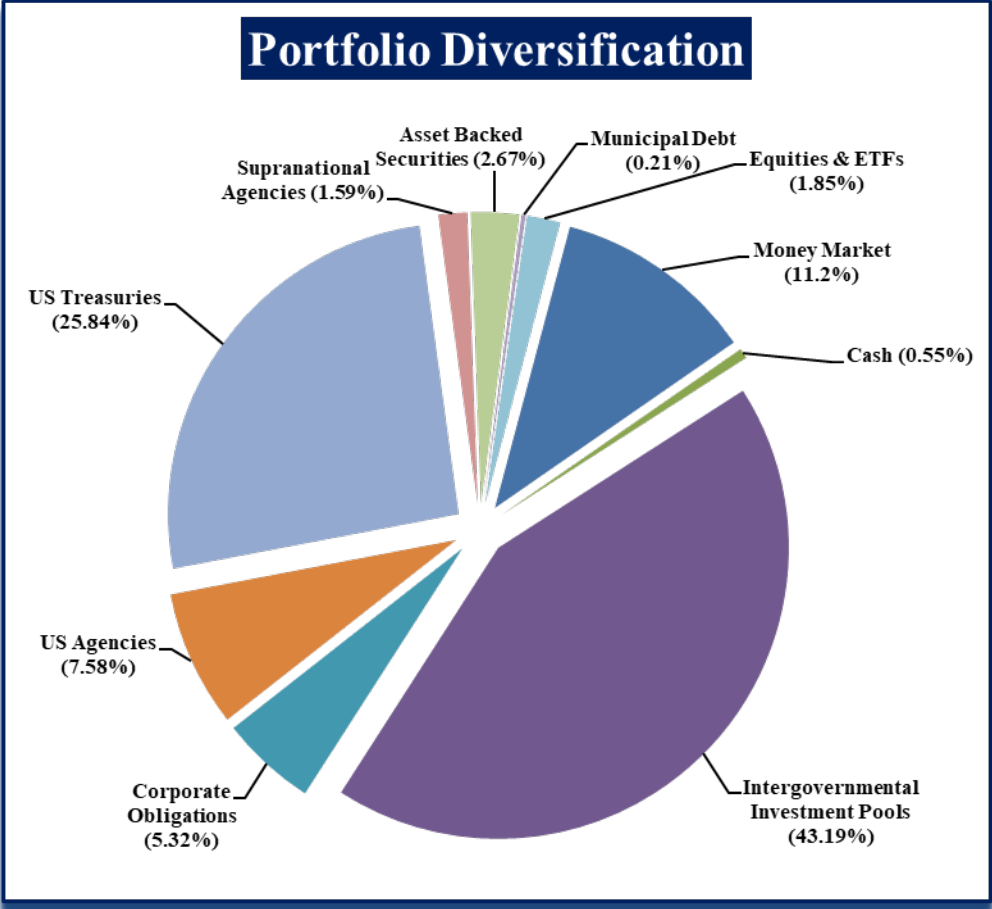
**ST LUCIE COUNTY, FLORIDA  
BOARD OF COUNTY COMMISSIONERS  
INVESTMENT SUMMARY  
AS OF MARCH 31, 2023**

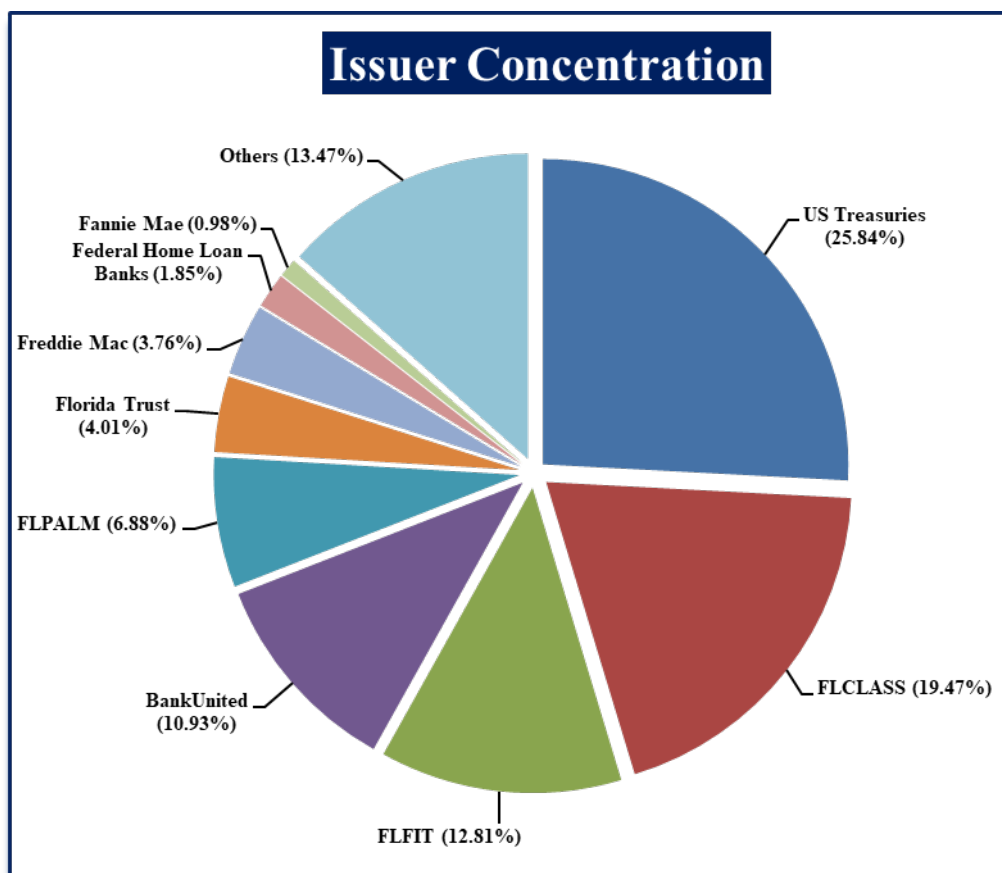
<b>Portfolio Composition</b>	<b>Dollars Invested</b>	<b>Market Value Plus Accrued</b>	<b>Percentage of Total Portfolio</b>	<b>Maximum Allowable Percentage</b>
<i>CASH</i>	\$ 2,846,589	\$ 2,846,589	0.55%	25%
<i>MONEY MARKET</i>	57,629,614	57,629,614	11.20%	80%
<i>INTERGOVERNMENTAL INVESTMENT POOLS</i>	222,079,637	222,079,637	43.19%	50%
<i>CORPORATE OBLIGATIONS</i>	28,398,407	27,382,630	5.32%	50%
<i>US AGENCIES</i>	39,855,630	38,962,301	7.58%	50%
<i>US TREASURIES</i>	137,220,825	132,889,611	25.84%	100%
<i>SUPRANATIONAL AGENCIES</i>	8,401,189	8,191,889	1.59%	25%
<i>ASSET BACKED SECURITIES</i>	14,146,593	13,738,713	2.67%	25%
<i>MUNICIPAL DEBT</i>	1,101,529	1,105,397	0.21%	25%
<i>EQUITIES and EXCHANGE TRADED FUNDS</i>	8,351,506	9,510,568	1.85%	10%
<b>TOTAL INVESTMENTS</b>	<b>\$ 520,031,519</b>	<b>\$ 514,336,949</b>	<b>100%</b>	

<b>Cash and Fixed Income Summary</b>	
<b>Risk Metric</b>	<b>Value</b>
Cash	\$2,846,589
Money Market & Intergovernmental Investment Pools	\$279,709,251
Fixed Income	\$222,270,541
Years to Final Maturity	1.192
Book Yield (1)	0.961%
Yield (2)	4.240%
Average Credit Rating	AA/Aa2/AA

(1) Book Yield - Book yield (purchase yield) is the rate that all future cash flows discounted to the book value. This is a projected return at time of purchase.

(2) Yield - Yield (current yield) is a bond's annual return on its annual coupon payments and current market price.





### Top Ten Holdings

Rank	Issuer Name	Book Value	Market Value Plus Accrued	% of Market Plus Accrued
1	US Treasuries	\$ 137,220,825	\$ 132,889,611	25.84%
2	FLCLASS	100,147,376	100,147,376	19.47%
3	FLFIT	65,902,727	65,902,727	12.81%
4	BankUnited Money Market Account	56,229,829	56,229,829	10.93%
5	FLPALM	35,411,098	35,411,098	6.88%
6	Florida Trust	20,618,437	20,618,437	4.01%
7	Freddie Mac	19,641,807	19,339,862	3.76%
8	Federal Home Loan Banks	9,631,867	9,507,318	1.85%
9	Fannie Mae	5,264,419	5,032,175	0.98%
10	Federal Farm Credit Banks	4,838,537	4,628,095	0.90%
<b>Total</b>		<b>\$ 454,906,922</b>	<b>\$ 449,706,528</b>	<b>87.42%</b>

**ST. LUCIE COUNTY BOARD OF COUNTY COMMISSIONERS  
INVESTMENT PORTFOLIO  
AS OF MARCH 31, 2023**

Account	Identifier	Description	S&P Rating	Moody's Rating	Current Units	Settle Date	Final Maturity	Book Value	Interest Due	Accrued Balance	Net Unrealized Gain/Loss	Market Value	Market Value + Accrued
<b>CASH</b>													
STLUCIE-Payden & Rygel	CCYUSD	Payable	AAA	Aaa	(255,374.60)	---	03/31/2023	(255,374.60)	0.00	0.00	0.00	(255,374.60)	(255,374.60)
STLUCIE-Equities Sawgrass	CCYUSD	Payable	AAA	Aaa	(80,290.66)	---	03/31/2023	(80,290.66)	0.00	0.00	0.00	(80,290.66)	(80,290.66)
STLUCIE-Equities Sawgrass	CCYUSD	Cash	AAA	Aaa	(0.01)	---	03/31/2023	(0.01)	0.00	0.00	0.00	(0.01)	(0.01)
STLUCIE-Cash Sol	CCYUSD	Cash	AAA	Aaa	6.44	---	03/31/2023	6.44	0.00	0.00	0.00	6.44	6.44
STLUCIE-Cash Sol	CCYUSD	Receivable	AAA	Aaa	24.55	---	03/31/2023	24.55	0.00	0.00	0.00	24.55	24.55
STLUCIE-PFM	CCYUSD	Receivable	AAA	Aaa	215.54	---	03/31/2023	215.54	0.00	0.00	0.00	215.54	215.54
STLUCIE-Payden & Rygel	CCYUSD	Receivable	AAA	Aaa	749.70	---	03/31/2023	749.70	0.00	0.00	0.00	749.70	749.70
STLUCIE-Equities Sawgrass	CCYUSD	Receivable	AAA	Aaa	5,669.74	---	03/31/2023	5,669.74	0.00	0.00	0.00	5,669.74	5,669.74
STLUCIE-Sawgrass	CCYUSD	Receivable	AAA	Aaa	6,021.97	---	03/31/2023	6,021.97	0.00	0.00	0.00	6,021.97	6,021.97
STLUCIE-Cash in Bank	CCYUSD	Cash	AAA	Aaa	3,169,566.21	---	03/31/2023	3,169,566.21	0.00	0.00	0.00	3,169,566.21	3,169,566.21
								2,846,588.88	0.00	0.00	0.00	2,846,588.88	2,846,588.88
<b>MONEY MARKET</b>													
STLUCIE-PFM	60934N625	FEDERATED HRMS PCO WLTH	AAAm	Aaa	0.00	12/04/2012	03/31/2023	0.00	(0.00)	0.00	0.00	0.00	0.00
STLUCIE-Payden & Rygel	60934N625	FEDERATED HRMS PCO WLTH	AAAm	Aaa	0.00	12/04/2012	03/31/2023	0.00	(0.00)	0.00	0.00	0.00	0.00
STLUCIE-Cash Sol	31846V443	FIRST AMER:GVT OBLG V	AAAm	Aaa	6,718.00	---	03/31/2023	6,718.00	24.55	0.00	0.00	6,718.00	6,718.00
STLUCIE-PFM	31846V443	FIRST AMER:GVT OBLG V	AAAm	Aaa	98,002.65	---	03/31/2023	98,002.65	215.54	0.00	0.00	98,002.65	98,002.65
STLUCIE-Sawgrass	31846V443	FIRST AMER:GVT OBLG V	AAAm	Aaa	262,925.67	---	03/31/2023	262,925.67	6,021.97	0.00	0.00	262,925.67	262,925.67
STLUCIE-Payden & Rygel	31846V443	FIRST AMER:GVT OBLG V	AAAm	Aaa	426,452.56	---	03/31/2023	426,452.56	749.70	0.00	0.00	426,452.56	426,452.56
STLUCIE-Equities Sawgrass	31846V443	FIRST AMER:GVT OBLG V	AAAm	Aaa	605,685.93	---	03/31/2023	605,685.93	2,228.90	0.00	0.00	605,685.93	605,685.93
St Lucie - BankUnited	BANKUNITED	IDP Bank Holdings	NA	NA	56,229,829.40	---	03/31/2023	56,229,829.40	0.00	0.00	0.00	56,229,829.40	56,229,829.40
								57,629,614.21	9,240.66	0.00	0.00	57,629,614.21	57,629,614.21
<b>INTERGOVERNMENTAL INVESTMENT POOLS</b>													
St Lucie - FLPALM	FLPALM	Florida Education Investment Trust Fund	NA	NA	35,411,098.29	---	03/31/2023	35,411,098.29	0.00	0.00	0.00	35,411,098.29	35,411,098.29
St Lucie - Florida Cooperative	FLCLASS	FLORIDA LOCAL CLASS	NA	NA	100,147,375.57	---	03/31/2023	100,147,375.57	0.00	0.00	0.00	100,147,375.57	100,147,375.57
St Lucie - FLFIT	FLFIT	FLORIDA LOCAL CLASS	NA	NA	65,902,726.87	---	03/31/2023	65,902,726.87	0.00	0.00	0.00	65,902,726.87	65,902,726.87
STLUCIE-FL Trst	FLGIT-DAY-T	FLGIT Day-To-Day Fund	NA	NA	20,618,436.59	---	03/31/2023	20,618,436.59	0.00	0.00	0.00	20,618,436.59	20,618,436.59
								222,079,637.32	0.00	0.00	0.00	222,079,637.32	222,079,637.32
<b>CORPORATE OBLIGATIONS</b>													
STLUCIE-Sawgrass	61747YE9	MORGAN STANLEY	A-	A1	85,000.00	11/05/2021	05/30/2025	84,127.05	0.00	225.70	(3,668.60)	80,458.45	80,684.15
STLUCIE-Sawgrass	931142EK5	WALMART INC	AA	Aa2	140,000.00	06/27/2018	06/26/2023	139,962.20	0.00	1,256.11	(431.20)	139,531.00	140,787.11
STLUCIE-Sawgrass	88579YBM2	3M CO	A	A1	280,000.00	03/27/2020	04/15/2025	279,773.20	0.00	3,421.44	(11,390.40)	268,382.80	271,804.24
STLUCIE-Sawgrass	69353REQ7	PNC BANK NA	A	A2	305,000.00	06/26/2020	06/01/2025	338,418.85	0.00	3,304.17	(47,336.00)	291,082.85	294,387.02
STLUCIE-Sawgrass	023135BX3	AMAZON.COM INC	AA	A1	310,000.00	05/12/2021	05/12/2026	308,660.80	0.00	1,196.94	(27,602.40)	281,058.40	282,255.34
STLUCIE-Sawgrass	06051GJY6	BANK OF AMERICA CORP	A-	A2	310,000.00	06/14/2021	06/14/2024	310,000.00	0.00	481.89	(3,121.70)	306,878.30	307,360.19
STLUCIE-Sawgrass	023135BQ8	AMAZON.COM INC	AA	A1	320,000.00	06/03/2020	06/03/2025	319,875.20	0.00	839.11	(22,144.00)	297,731.20	298,570.31
STLUCIE-Sawgrass	45866FAT1	INTERCONTINENTAL EXCHANGE INC	A-	A3	330,000.00	05/23/2022	05/23/2025	329,637.00	0.00	4,282.67	(8,514.00)	321,123.00	325,405.67
STLUCIE-Sawgrass	025816CQ0	AMERICAN EXPRESS CO	BBB+	A2	380,000.00	03/10/2023	03/04/2025	357,257.00	0.00	641.25	4,685.40	361,942.40	362,583.65
STLUCIE-Sawgrass	654106AH6	NIKE INC	AA-	A1	420,000.00	03/27/2020	03/27/2025	419,428.80	0.00	112.00	(13,032.60)	406,396.20	406,508.20
STLUCIE-Sawgrass	172967MT5	CITIGROUP INC	BBB+	A3	425,000.00	11/12/2020	10/30/2024	426,160.25	0.00	1,383.33	(13,017.75)	413,142.50	414,525.83
STLUCIE-Sawgrass	57636QAW4	MASTERCARD INC	A+	Aa3	480,000.00	03/09/2023	03/09/2028	479,534.40	0.00	1,430.00	15,268.80	494,803.20	496,233.20
STLUCIE-Sawgrass	931142EK5	WALMART INC	AA	Aa2	500,000.00	12/13/2019	06/26/2023	525,075.00	0.00	4,486.11	(26,750.00)	498,325.00	502,811.11
STLUCIE-Sawgrass	654106AH6	NIKE INC	AA-	A1	500,000.00	02/04/2021	03/27/2025	536,640.00	0.00	133.33	(52,835.00)	483,805.00	483,938.33
STLUCIE-Sawgrass	14913Q3B3	CATERPILLAR FINANCIAL SERVICES CORP	A	A2	500,000.00	02/04/2021	11/08/2024	530,180.00	0.00	4,270.14	(48,435.00)	481,745.00	486,015.14
STLUCIE-Sawgrass	86787EB0C	TRUIST BANK	A	A2	500,000.00	02/04/2021	04/01/2024	542,375.00	0.00	8,000.00	(54,655.00)	487,720.00	495,720.00
STLUCIE-Sawgrass	037833DT4	APPLE INC	AA+	Aaa	500,000.00	03/23/2021	05/11/2025	502,770.00	0.00	2,187.50	(33,495.00)	469,275.00	471,462.50
STLUCIE-Sawgrass	06406FAD5	BANK OF NEW YORK MELLON CORP	A	A1	500,000.00	06/16/2021	08/16/2023	519,125.00	0.00	1,375.00	(24,875.00)	494,250.00	495,625.00
STLUCIE-Sawgrass	14913Q3B3	CATERPILLAR FINANCIAL SERVICES CORP	A	A2	500,000.00	06/16/2021	11/08/2024	527,020.00	0.00	4,270.14	(45,275.00)	481,745.00	486,015.14
STLUCIE-Sawgrass	88579YBM2	3M CO	A	A1	500,000.00	06/16/2021	04/15/2025	535,190.00	0.00	6,109.72	(55,935.00)	479,255.00	485,364.72
STLUCIE-Sawgrass	14913R2C0	CATERPILLAR FINANCIAL SERVICES CORP	A	A2	500,000.00	08/16/2021	05/15/2025	510,760.00	0.00	2,738.89	(41,720.00)	469,040.00	471,778.89
STLUCIE-Sawgrass	532457CE6	ELI LILLY AND CO	A+	A2	500,000.00	02/27/2023	02/27/2026	499,175.00	0.00	2,361.11	5,345.00	504,520.00	506,881.11
STLUCIE-Sawgrass	14913Q3B3	CATERPILLAR FINANCIAL SERVICES CORP	A	A2	520,000.00	10/29/2020	11/08/2024	552,177.60	0.00	4,440.94	(51,162.00)	501,014.80	505,455.74
STLUCIE-Sawgrass	341081GK7	FLORIDA POWER & LIGHT CO	A+	Aa2	530,000.00	03/03/2023	04/01/2028	529,311.00	0.00	2,081.72	18,322.10	547,633.10	549,714.82
STLUCIE-Sawgrass	931142EK5	WALMART INC	AA	Aa2	560,000.00	06/27/2018	06/26/2023	560,408.80	0.00	5,024.44	(2,284.80)	558,124.00	563,148.44
STLUCIE-Payden & Rygel	74274TAH3	PRIVATE EXPORT FUNDING CORP	NA	Aaa	565,000.00	04/29/2021	04/28/2023	564,406.75	0.00	720.38	(1,384.25)	563,022.50	563,742.88
STLUCIE-Sawgrass	166756AE6	CHEVRON USA INC	AA-	Aa2	570,000.00	08/12/2020	08/12/2025	570,000.00	0.00	533.00	(46,945.00)	523,058.00	523,587.80
STLUCIE-Sawgrass	91324PEN8	UNITEDHEALTH GROUP INC	A+	A3	600,000.00	10/28/2022	10/15/2025	599,946.00	0.00	13,132.50	11,370.00	611,316.00	624,448.50
STLUCIE-Sawgrass	05531FBH5	TRUIST FINANCIAL CORP	A-	A3	605,000.00	10/24/2019	08/01/2024	612,562.50	0.00	2,520.83	(34,351.90)	578,210.60	580,731.43
STLUCIE-Sawgrass	025816BW8	AMERICAN EXPRESS CO	BBB+	A2	710,000.00	05/04/2022	08/03/2023	718,292.80	0.00	4,232.39	(12,574.10)	705,718.70	709,951.09
STLUCIE-Sawgrass	86787EB0C	TRUIST BANK	A	A2	750,000.00	06/02/2020	04/01/2024	810,420.00	0.00	12,000.00	(78,840.00)	731,580.00	743,580.00
STLUCIE-Sawgrass	654106AH6	NIKE INC	AA-	A1	750,000.00	06/16/2021	03/27/2025	795,862.50	0.00	200.00	(70,155.00)	725,707.50	725,907.50
STLUCIE-Sawgrass	06051GJY6	BANK OF AMERICA CORP	A-	A2	750,000.00	03/02/2022	06/14/2024	736,890.00	0.00	1,165.85	5,557.50	742,447.50	743,613.35
STLUCIE-Sawgrass	617446W2	MORGAN STANLEY	A-	A1	800,000.00	07/27/2021	01/25/2024	799,800.00	0.00	7,379.20	(2,264.00)	797,536.00	804,915.20
STLUCIE-Sawgrass	857477BE2	STATE STREET CORP	A	A1	880,000.00	09/13/2021	11/01/2025	924,800.80	0.00	8,631.33	(83,327.20)	841,473.60	850,104.93
STLUCIE-Sawgrass	06406FAD5	BANK OF NEW YORK MELLON CORP	A	A1	1,000,000.00	04/01/2019	08/16/2023	975,520.00	0.00	2,750.00	(98,500.00)	980,000.00	991,250.00
STLUCIE-Sawgrass	88579YBM2	3M CO	A	A1	1,000,000.00	02/04/2021	04/15/2025	1,084,030.00	0.00	12,219.44	(125,520.00)	988,510.00	970,729.44
STLUCIE-Sawgrass	06051GJY6	BANK OF AMERICA CORP	A-	A2	1,000,000.00	06/16/2021	06/14/2024	1,000,610.00	0.00	1,554.47	(10,680.00)	998,930.00	991,484.47
STLUCIE-Sawgrass	023135BQ8	AMAZON.COM INC	AA	A1	1,000,000.00	03/02/2022	06/03/2025	965,430.00	0.00	2,622.22	(35,020.00)	930,410.00	933,032.22

**ST. LUCIE COUNTY BOARD OF COUNTY COMMISSIONERS  
INVESTMENT PORTFOLIO  
AS OF MARCH 31, 2023**

Account	Identifier	Description	S&P	Moody's	Current Units	Settle Date	Final Maturity	Book Value	Interest Due	Accrued	Net Unrealized	Market Value +	
			Rating	Rating						Balance	Gain/Loss	Market Value	Accrued
STLUCIE-Sawgrass	341081FK8	FLORIDA POWER & LIGHT CO	A+	Aa2	1,230,000.00	04/27/2022	06/01/2024	1,236,900.30	0.00	13,325.00	(27,970.20)	1,208,930.10	1,222,255.10
STLUCIE-Sawgrass	166756AE6	CHEVRON USA INC	AA-	Aa2	1,250,000.00	10/28/2021	08/12/2025	1,228,912.50	0.00	1,168.85	(81,862.50)	1,147,050.00	1,148,218.85
STLUCIE-Sawgrass	24422EWJ4	JOHN DEERE CAPITAL CORP	A	A2	1,250,000.00	09/12/2022	09/08/2025	1,252,362.50	0.00	3,234.38	(10,337.50)	1,242,025.00	1,245,259.38
STLUCIE-Sawgrass	458140AU4	INTEL CORP	A	A2	1,400,000.00	12/21/2022	05/19/2026	1,317,008.00	0.00	13,346.67	12,726.00	1,329,734.00	1,343,080.67
STLUCIE-Sawgrass	693475AV7	PNC FINANCIAL SERVICES GROUP INC	A-	A3	1,500,000.00	04/01/2019	01/23/2024	1,541,610.00	0.00	9,916.67	(69,825.00)	1,471,785.00	1,481,701.67
								28,398,406.79	0.00	176,706.84	(1,192,483.29)	27,205,923.50	27,382,630.34
<b>US AGENCIES</b>													
STLUCIE-Payden & Rygel	3130ATT31	FEDERAL HOME LOAN BANKS	AA+	Aaa	40,000.00	10/28/2022	10/03/2024	39,956.40	0.00	765.00	128.80	40,085.20	40,850.20
STLUCIE-Payden & Rygel	911759MW5	US DEPARTMENT OF HOUSING AND URBAN DEVELOPM	AA+	Aaa	70,000.00	03/28/2019	08/01/2023	70,000.00	0.00	305.43	(476.70)	69,523.30	69,828.73
STLUCIE-Payden & Rygel	3130ATT31	FEDERAL HOME LOAN BANKS	AA+	Aaa	130,000.00	10/28/2022	10/03/2024	129,858.30	0.00	2,486.25	418.60	130,276.90	132,763.15
STLUCIE-Payden & Rygel	3130ATT31	FEDERAL HOME LOAN BANKS	AA+	Aaa	150,000.00	10/28/2022	10/03/2024	149,836.50	0.00	2,868.75	483.00	150,319.50	153,188.25
STLUCIE-PFM	3137EAEV7	FEDERAL HOME LOAN MORTGAGE CORP	AA+	Aaa	175,000.00	08/21/2020	08/24/2023	174,821.50	0.00	44.97	(2,931.25)	171,890.25	171,935.22
STLUCIE-Payden & Rygel	6903553R4	US INTERNATIONAL DEVELOPMENT FINANCE CORP	AA+	Aaa	70,000.00	02/20/2019	03/20/2024	70,000.00	0.00	60.32	(755.58)	69,244.42	69,304.74
STLUCIE-PFM	3137EAEZ8	FEDERAL HOME LOAN MORTGAGE CORP	AA+	Aaa	280,000.00	11/05/2020	11/06/2023	279,748.00	0.00	281.94	(7,336.00)	272,412.00	272,693.94
STLUCIE-Payden & Rygel	3134GXDZ4	FEDERAL HOME LOAN MORTGAGE CORP	AA+	Aaa	300,000.00	12/04/2020	11/25/2024	300,000.00	0.00	472.50	(18,627.00)	281,373.00	281,845.50
STLUCIE-Payden & Rygel	3137EAEU9	FEDERAL HOME LOAN MORTGAGE CORP	AA+	Aaa	330,000.00	07/23/2020	07/21/2025	328,356.60	0.00	240.63	(24,746.70)	303,609.90	303,850.53
STLUCIE-Payden & Rygel	880591EW8	TENNESSEE VALLEY AUTHORITY	AA+	Aaa	340,000.00	05/11/2020	05/15/2025	339,000.40	0.00	963.33	(24,245.40)	314,755.00	315,718.33
STLUCIE-Payden & Rygel	3134GYJC7	FEDERAL HOME LOAN MORTGAGE CORP	AA+	Aaa	340,000.00	02/24/2023	02/24/2026	339,830.00	0.00	1,887.00	(700.40)	339,129.60	341,016.60
STLUCIE-Payden & Rygel	3134GYEA6	FEDERAL HOME LOAN MORTGAGE CORP	AA+	Aaa	350,000.00	01/27/2023	01/27/2026	350,000.00	0.00	3,297.78	(87.50)	349,912.50	353,210.28
STLUCIE-Payden & Rygel	3135G06Y4	FEDERAL NATIONAL MORTGAGE ASSOCIATION	AA+	Aaa	390,000.00	02/17/2023	02/17/2026	390,000.00	0.00	2,478.67	(1,840.80)	388,159.20	390,637.87
STLUCIE-Sawgrass	3133ELX33	FEDERAL FARM CREDIT BANKS FUNDING CORP	AA+	Aaa	415,000.00	07/24/2020	07/22/2025	414,792.50	0.00	548.84	(30,739.05)	384,053.45	384,602.29
STLUCIE-PFM	3135G06H1	FEDERAL NATIONAL MORTGAGE ASSOCIATION	AA+	Aaa	450,000.00	11/25/2020	11/27/2023	449,487.00	0.00	387.50	(12,483.00)	437,004.00	437,391.50
STLUCIE-Payden & Rygel	3134GXS88	FEDERAL HOME LOAN MORTGAGE CORP	AA+	Aaa	450,000.00	08/30/2022	02/28/2025	450,000.00	0.00	1,650.00	(6,133.50)	443,866.50	445,516.50
STLUCIE-Payden & Rygel	3134GXR63	FEDERAL HOME LOAN MORTGAGE CORP	AA+	Aaa	460,000.00	08/29/2022	08/28/2025	460,000.00	0.00	1,707.75	(6,325.00)	453,675.00	455,382.75
STLUCIE-Payden & Rygel	3134GXS47	FEDERAL HOME LOAN MORTGAGE CORP	AA+	Aaa	460,000.00	08/31/2022	08/28/2025	460,000.00	0.00	1,771.00	(5,469.40)	454,530.60	456,301.60
STLUCIE-Payden & Rygel	3135G06G3	FEDERAL NATIONAL MORTGAGE ASSOCIATION	AA+	Aaa	480,000.00	11/12/2020	11/07/2025	478,281.60	0.00	960.00	(39,124.80)	439,156.80	440,116.80
STLUCIE-Payden & Rygel	3134GX3A0	FEDERAL HOME LOAN MORTGAGE CORP	AA+	Aaa	490,000.00	09/30/2022	09/30/2025	490,000.00	0.00	64.65	(3,165.40)	486,834.60	486,899.25
STLUCIE-Payden & Rygel	3137EAE5	FEDERAL HOME LOAN MORTGAGE CORP	AA+	Aaa	500,000.00	06/11/2018	06/19/2023	497,280.00	0.00	3,895.83	500.00	497,780.00	501,675.83
STLUCIE-Sawgrass	3130ALCV4	FEDERAL HOME LOAN BANKS	AA+	WR	525,000.00	02/24/2021	02/24/2026	525,000.00	0.00	404.69	(47,712.00)	477,288.00	477,692.69
STLUCIE-Payden & Rygel	3134GYFG2	FEDERAL HOME LOAN MORTGAGE CORP	AA+	Aaa	530,000.00	01/27/2023	01/27/2025	530,000.00	0.00	4,828.89	(1,627.10)	528,372.90	533,201.79
STLUCIE-PFM	3134GXM35	FEDERAL HOME LOAN MORTGAGE CORP	AA+	Aaa	550,000.00	08/05/2022	08/01/2025	550,000.00	0.00	3,300.00	(10,609.50)	539,390.50	542,690.50
STLUCIE-Payden & Rygel	3130AU2C7	FEDERAL HOME LOAN BANKS	AA+	Aaa	560,000.00	12/06/2022	12/06/2024	560,000.00	0.00	9,481.11	(963.20)	559,036.80	568,517.91
STLUCIE-Payden & Rygel	3134GYDT6	FEDERAL HOME LOAN MORTGAGE CORP	AA+	Aaa	580,000.00	01/24/2023	01/24/2025	580,000.00	0.00	5,559.14	(261.00)	579,739.00	585,298.14
STLUCIE-Payden & Rygel	3130AKXQ4	FEDERAL HOME LOAN BANKS	AA+	Aaa	600,000.00	02/16/2021	02/12/2026	599,580.00	0.00	490.00	(56,034.00)	543,546.00	544,036.00
STLUCIE-Payden & Rygel	3130AV7L0	FEDERAL HOME LOAN BANKS	AA+	Aaa	630,000.00	03/03/2023	02/28/2025	629,168.40	0.00	2,450.00	9,481.50	638,649.90	641,099.90
STLUCIE-PFM	3137EAE54	FEDERAL HOME LOAN MORTGAGE CORP	AA+	WR	700,000.00	06/26/2020	06/26/2023	697,956.00	0.00	461.81	(4,991.00)	692,965.00	693,426.81
STLUCIE-Sawgrass	3133ENGQ7	FEDERAL FARM CREDIT BANKS FUNDING CORP	AA+	Aaa	700,000.00	12/09/2021	12/09/2024	699,958.00	0.00	2,003.56	(38,990.00)	660,968.00	662,971.56
STLUCIE-Payden & Rygel	3130ATT31	FEDERAL HOME LOAN BANKS	AA+	Aaa	730,000.00	10/28/2022	10/03/2024	729,204.30	0.00	13,961.25	2,350.60	731,554.90	745,516.15
STLUCIE-PFM	3135G04Q3	FEDERAL NATIONAL MORTGAGE ASSOCIATION	AA+	Aaa	940,000.00	05/22/2020	05/22/2023	937,170.60	0.00	842.08	(2,763.60)	934,407.00	935,249.08
STLUCIE-Sawgrass	3133ELJ40	FEDERAL FARM CREDIT BANKS FUNDING CORP	AA+	Aaa	1,000,000.00	08/20/2020	08/19/2024	999,250.00	0.00	548.33	(53,800.00)	945,450.00	945,998.33
STLUCIE-PFM	3130AV7L0	FEDERAL HOME LOAN BANKS	AA+	Aaa	1,315,000.00	03/03/2023	02/28/2025	1,313,264.20	0.00	5,113.89	19,790.75	1,333,054.95	1,338,168.84
STLUCIE-Sawgrass	3133ELX33	FEDERAL FARM CREDIT BANKS FUNDING CORP	AA+	Aaa	1,325,000.00	07/27/2020	07/22/2025	1,324,536.25	0.00	1,752.31	(98,341.50)	1,226,194.75	1,227,947.06
STLUCIE-Sawgrass	3133ENR77	FEDERAL FARM CREDIT BANKS FUNDING CORP	AA+	Aaa	1,400,000.00	10/12/2022	01/12/2026	1,400,000.00	0.00	15,115.33	(8,540.00)	1,391,460.00	1,406,575.33
STLUCIE-Sawgrass	3135G06A6	FEDERAL NATIONAL MORTGAGE ASSOCIATION	AA+	Aaa	1,500,000.00	11/06/2020	10/20/2025	1,499,625.00	0.00	3,890.83	(124,830.00)	1,374,795.00	1,378,685.83
STLUCIE-Sawgrass	3134GW6C5	FEDERAL HOME LOAN MORTGAGE CORP	AA+	Aaa	1,700,000.00	07/20/2022	10/28/2026	1,526,107.00	0.00	5,780.00	(7,956.00)	1,518,151.00	1,523,931.00
STLUCIE-Sawgrass	3130ARQ87	FEDERAL HOME LOAN BANKS	AA+	Aaa	2,100,000.00	04/29/2022	04/29/2026	2,100,000.00	0.00	26,600.00	(77,784.00)	2,022,216.00	2,048,816.00
STLUCIE-Sawgrass	3130ANNH0	FEDERAL HOME LOAN BANKS	AA+	Aaa	3,100,000.00	07/27/2022	08/20/2026	2,855,999.00	0.00	3,883.61	(43,214.00)	2,812,785.00	2,816,668.61
STLUCIE-PFM	3137F72U8	FHMS K-J32 A1	AA+	Aaa	27,497.68	11/30/2020	06/25/2025	27,497.57	0.00	11.82	(1,309.88)	26,187.69	26,199.51
STLUCIE-PFM	3137BSPW7	FHMS K-723 A2	AA+	Aaa	241,939.02	02/13/2020	08/25/2023	247,798.48	0.00	494.77	(7,940.14)	239,858.33	240,353.11
STLUCIE-Payden & Rygel	3137B5JM6	FHMS K-034 A2	AA+	Aaa	252,074.85	03/11/2020	07/25/2023	270,980.47	0.00	741.73	(20,549.14)	250,431.32	251,173.05
STLUCIE-Payden & Rygel	3137BWW00	FHMS K-725 AM	AA+	Aaa	390,000.00	06/26/2019	02/25/2024	405,051.56	0.00	1,008.80	(23,229.86)	381,821.70	382,830.50
STLUCIE-PFM	3137BM7C4	FHMS K-051 A2	AA+	Aaa	400,000.00	08/10/2022	09/25/2025	397,093.75	0.00	1,102.67	(7,937.75)	389,156.00	390,258.67
STLUCIE-PFM	3137BNGT5	FHMS K-054 A2	AA+	Aaa	400,000.00	03/06/2023	01/25/2026	376,687.50	0.00	915.00	6,248.50	382,936.00	383,851.00
STLUCIE-PFM	3137BRQJ7	FHMS K-057 A2	AA+	Aaa	450,000.00	03/07/2023	07/25/2026	418,464.84	0.00	963.75	8,301.66	426,766.50	427,730.25
STLUCIE-Payden & Rygel	3137B3NX2	FHMS K-031 A2	AA+	Aaa	238,348.63	03/10/2020	04/25/2023	253,934.40	0.00	655.46	(16,412.83)	237,521.56	238,177.02
STLUCIE-Payden & Rygel	3137B4WB8	FHMS K-033 A2	AA+	Aaa	430,382.45	03/03/2020	07/25/2023	451,699.83	0.00	1,097.48	(23,873.85)	427,825.98	428,923.46
STLUCIE-PFM	3137FUZN7	FHMS K-J30 A1	AA+	Aaa	44,553.94	07/30/2020	01/27/2025	44,553.09	0.00	19.53	(412.17)	44,140.93	44,160.46
STLUCIE-PFM	3137BJP64	FHMS K-046 A2	AA+	Aaa	500,000.00	08/08/2022	03/25/2025	496,269.53	0.00	1,335.42	(9,614.53)	486,655.00	487,990.42
STLUCIE-PFM	3137FJXQ7	FHMS K-733 A2	AA+	Aaa	499,946.41	03/09/2023	08/25/2025	484,244.97	0.00	1,562.33	6,947.38	491,192.35	492,754.68
STLUCIE-PFM	3137BTU25	FHMS K-724 A2	AA+	Aaa	450,664.19	02/02/2021	11/25/2023	481,101.63	0.00	1,149.94	(36,715.19)	444,386.44	445,536.39
STLUCIE-PFM	3137BN6G4	FHMS K-053 A2	AA+	Aaa	600,000.00	08/09/2022	12/25/2025	593,085.94	0.00	1,497.50	(14,403.94)	578,682.00	580,179.50
STLUCIE-Payden & Rygel	3137FARE0	FHMS K-727 A2	AAA	Aaa	558,626.78	03/19/2021	0						



**ST. LUCIE COUNTY BOARD OF COUNTY COMMISSIONERS  
INVESTMENT PORTFOLIO  
AS OF MARCH 31, 2023**

Account	Identifier	Description	S&P Rating	Moody's Rating	Current Units	Settle Date	Final Maturity	Book Value	Interest Due	Accrued Balance	Net Unrealized Gain/Loss	Market Value	Market Value + Accrued
STLUCIE-Payden & Rygel	3137FWGH7	FHMS Q-013 AT1	AA+	Aaa	757,659.51	08/19/2022	05/25/2050	719,776.54	0.00	1,054.40	3,515.54	723,292.07	724,346.47
STLUCIE-Payden & Rygel	3132D53N0	FH SB8005	AA+	Aaa	333,158.01	10/18/2022	07/01/2034	322,694.77	0.00	1,110.53	6,332.08	329,026.86	330,137.38
STLUCIE-PFM	3137FBTA4	FHMS K-728 A2	AA+	Aaa	727,700.90	05/31/2022	08/25/2024	728,667.37	0.00	1,858.06	(18,132.94)	710,534.43	712,392.50
STLUCIE-Payden & Rygel	3138WJDM7	FN AS8207	AA+	Aaa	112,724.35	09/17/2019	10/01/2031	114,520.89	0.00	234.84	(8,227.47)	106,293.42	106,528.27
STLUCIE-Payden & Rygel	3140K6CH6	FN BO9971	AA+	Aaa	203,557.43	12/23/2019	08/01/2034	205,783.84	0.00	424.08	(13,312.15)	192,471.69	192,895.77
STLUCIE-Payden & Rygel	3140XAPT3	FN FM6733	AA+	Aaa	362,110.04	05/18/2021	02/01/2035	380,102.39	0.00	754.40	(38,636.24)	341,466.15	342,220.55
STLUCIE-Payden & Rygel	31418CFJ8	FN MA2868	AA+	Aaa	160,358.36	12/17/2019	01/01/2032	161,911.84	0.00	334.08	(10,697.11)	151,214.73	151,548.81
STLUCIE-PFM	3136ARTE8	FNA 2016-M03 A2	AA+	Aaa	686,357.54	10/12/2022	02/25/2026	647,535.44	0.00	1,545.45	7,819.33	655,354.77	656,900.22
								39,855,630.10	0.00	165,218.47	(1,058,547.96)	38,797,082.15	38,962,300.61
<b>US TREASURIES</b>													
STLUCIE-Payden & Rygel	91282CAJ0	UNITED STATES TREASURY	AA+	Aaa	35,000.00	09/09/2020	08/31/2025	34,963.09	0.00	7.61	(2,900.99)	32,062.10	32,069.71
STLUCIE-Payden & Rygel	91282CCJ8	UNITED STATES TREASURY	AA+	Aaa	100,000.00	08/26/2021	06/30/2026	100,265.63	0.00	219.96	(9,081.63)	91,184.00	91,403.96
STLUCIE-PFM	91282CGA3	UNITED STATES TREASURY	AA+	Aaa	125,000.00	12/30/2022	12/15/2025	124,350.59	0.00	1,469.78	1,138.16	125,488.75	126,958.53
STLUCIE-PFM	91282CCT6	UNITED STATES TREASURY	AA+	Aaa	150,000.00	08/27/2021	08/15/2024	149,619.14	0.00	69.92	(7,552.64)	142,066.50	142,136.42
STLUCIE-Payden & Rygel	91282CBH3	UNITED STATES TREASURY	AA+	Aaa	169,800.00	03/24/2021	01/31/2026	166,775.44	0.00	105.54	(12,636.09)	154,139.35	154,244.88
STLUCIE-PFM	91282CBA8	UNITED STATES TREASURY	AA+	Aaa	170,000.00	01/11/2021	12/15/2023	169,614.84	0.00	62.47	(4,947.74)	164,667.10	164,729.57
STLUCIE-Payden & Rygel	91282CEY3	UNITED STATES TREASURY	AA+	Aaa	180,000.00	08/01/2022	07/15/2025	181,019.53	0.00	1,133.70	(4,878.73)	176,140.80	177,274.50
STLUCIE-Payden & Rygel	91282CGH8	UNITED STATES TREASURY	AA+	Aaa	225,000.00	01/31/2023	01/31/2028	223,294.92	0.00	1,305.25	528.33	223,823.25	225,128.50
STLUCIE-Payden & Rygel	91282CGT2	UNITED STATES TREASURY	AA+	Aaa	255,000.00	04/03/2023	03/31/2028	255,298.83	0.00	75.77	119.37	255,418.20	255,493.97
STLUCIE-Sawgrass	9128283Z1	UNITED STATES TREASURY	AA+	Aaa	300,000.00	02/03/2021	02/28/2025	329,636.72	0.00	717.39	(37,043.72)	292,593.00	293,310.39
STLUCIE-Payden & Rygel	91282CEU1	UNITED STATES TREASURY	AA+	Aaa	300,000.00	06/15/2022	06/15/2025	295,160.16	0.00	2,535.37	(2,237.16)	292,923.00	295,458.37
STLUCIE-Payden & Rygel	91282CET4	UNITED STATES TREASURY	AA+	Aaa	300,000.00	06/14/2022	05/31/2027	288,703.13	0.00	2,639.42	(1,054.13)	287,649.00	290,288.42
STLUCIE-PFM	91282CBV2	UNITED STATES TREASURY	AA+	Aaa	350,000.00	04/29/2021	04/15/2024	350,259.77	0.00	605.77	(15,257.27)	335,002.50	335,608.27
STLUCIE-Payden & Rygel	91282CEW7	UNITED STATES TREASURY	AA+	Aaa	350,000.00	07/07/2022	06/30/2027	355,537.11	0.00	2,859.46	(11,581.61)	343,955.50	346,814.96
STLUCIE-PFM	91282CDH1	UNITED STATES TREASURY	AA+	Aaa	375,000.00	11/17/2021	11/15/2024	373,696.29	0.00	1,064.40	(19,190.04)	354,506.25	355,570.65
STLUCIE-Payden & Rygel	91282CDG3	UNITED STATES TREASURY	AA+	Aaa	391,000.00	11/10/2021	10/31/2026	390,022.50	0.00	1,846.99	(33,403.13)	356,619.37	358,466.36
STLUCIE-Payden & Rygel	91282CDZ1	UNITED STATES TREASURY	AA+	Aaa	400,000.00	02/28/2022	02/15/2025	397,015.63	0.00	745.86	(15,951.63)	381,064.00	381,809.86
STLUCIE-Payden & Rygel	91282CEW7	UNITED STATES TREASURY	AA+	Aaa	410,000.00	07/01/2022	06/30/2027	414,628.52	0.00	3,349.65	(11,709.22)	402,919.30	406,268.95
STLUCIE-Payden & Rygel	91282CEN7	UNITED STATES TREASURY	AA+	Aaa	420,000.00	05/02/2022	04/30/2027	416,800.78	0.00	4,849.72	(12,008.98)	404,791.80	409,641.52
STLUCIE-Payden & Rygel	91282CEU1	UNITED STATES TREASURY	AA+	Aaa	420,000.00	07/01/2022	06/15/2025	418,099.53	0.00	3,549.52	(8,677.33)	410,422.20	413,641.72
STLUCIE-Payden & Rygel	91282CFB2	UNITED STATES TREASURY	AA+	Aaa	420,000.00	08/01/2022	07/31/2027	421,476.56	0.00	1,914.36	(16,995.56)	404,481.00	406,395.36
STLUCIE-Sawgrass	912828U57	UNITED STATES TREASURY	AA+	Aaa	440,000.00	12/12/2019	11/30/2023	447,579.69	0.00	3,133.79	(14,971.69)	432,608.00	435,741.79
STLUCIE-Payden & Rygel	91282CGC9	UNITED STATES TREASURY	AA+	Aaa	465,000.00	01/04/2023	12/31/2027	463,619.53	0.00	4,529.58	6,267.62	469,887.15	474,416.73
STLUCIE-PFM	912828YV6	UNITED STATES TREASURY	AA+	Aaa	500,000.00	06/07/2021	11/30/2024	518,515.63	0.00	2,513.74	(40,310.63)	478,205.00	480,718.74
STLUCIE-PFM	91282CDB4	UNITED STATES TREASURY	AA+	Aaa	500,000.00	10/28/2021	10/15/2024	497,968.75	0.00	1,442.31	(25,078.75)	472,890.00	474,332.31
STLUCIE-PFM	91282CFD9	UNITED STATES TREASURY	AA+	Aaa	500,000.00	03/29/2022	03/15/2025	488,769.53	0.00	404.21	(10,529.53)	478,240.00	478,644.21
STLUCIE-Payden & Rygel	91282CFM8	UNITED STATES TREASURY	AA+	Aaa	530,000.00	09/30/2022	09/30/2027	532,712.11	0.00	59.73	7,267.79	539,796.90	540,039.63
STLUCIE-Payden & Rygel	91282CBT7	UNITED STATES TREASURY	AA+	Aaa	540,000.00	04/09/2021	03/31/2026	537,637.50	0.00	11.07	(43,602.30)	494,035.20	494,046.27
STLUCIE-Payden & Rygel	91282CEN7	UNITED STATES TREASURY	AA+	Aaa	540,000.00	05/20/2022	04/30/2027	537,742.97	0.00	6,235.36	(17,296.37)	520,446.60	526,681.96
STLUCIE-Payden & Rygel	91282CGL9	UNITED STATES TREASURY	AA+	Aaa	540,000.00	02/15/2023	02/15/2026	537,510.94	0.00	2,685.08	4,724.66	542,235.60	544,920.68
STLUCIE-Payden & Rygel	91282CFU0	UNITED STATES TREASURY	AA+	Aaa	550,000.00	11/07/2022	10/31/2027	544,628.91	0.00	9,526.24	15,920.09	560,549.00	570,075.24
STLUCIE-Payden & Rygel	91282CEQ0	UNITED STATES TREASURY	AA+	Aaa	570,000.00	05/20/2022	05/15/2025	569,421.09	0.00	5,932.25	(14,383.59)	555,037.50	560,969.75
STLUCIE-Payden & Rygel	91282CGL9	UNITED STATES TREASURY	AA+	Aaa	595,000.00	02/15/2023	02/15/2026	591,839.06	0.00	2,958.56	5,624.24	597,463.30	600,421.86
STLUCIE-PFM	91282CBM2	UNITED STATES TREASURY	AA+	Aaa	600,000.00	02/25/2021	02/15/2024	598,078.13	0.00	93.23	(21,466.13)	576,612.00	576,705.23
STLUCIE-Payden & Rygel	91282CBW0	UNITED STATES TREASURY	AA+	Aaa	600,000.00	05/03/2021	04/30/2026	596,789.06	0.00	1,889.50	(49,805.06)	546,984.00	548,873.50
STLUCIE-Payden & Rygel	91282CEF4	UNITED STATES TREASURY	AA+	Aaa	600,000.00	04/01/2022	03/31/2027	601,617.19	0.00	40.98	(28,569.19)	573,048.00	573,088.98
STLUCIE-Payden & Rygel	91282CGL9	UNITED STATES TREASURY	AA+	Aaa	645,000.00	02/15/2023	02/15/2026	641,573.44	0.00	3,207.18	6,096.86	647,670.30	650,877.48
STLUCIE-PFM	91282CCT6	UNITED STATES TREASURY	AA+	Aaa	700,000.00	08/23/2021	08/15/2024	698,851.56	0.00	326.31	(35,874.56)	662,977.00	663,303.31
STLUCIE-PFM	91282CCX7	UNITED STATES TREASURY	AA+	Aaa	700,000.00	09/15/2021	09/15/2024	698,742.19	0.00	121.26	(37,375.19)	661,367.00	661,488.26
STLUCIE-PFM	91282CCX7	UNITED STATES TREASURY	AA+	Aaa	700,000.00	10/06/2021	09/15/2024	697,238.28	0.00	121.26	(35,871.28)	661,367.00	661,488.26
STLUCIE-PFM	91282CDB4	UNITED STATES TREASURY	AA+	Aaa	700,000.00	11/04/2021	10/15/2024	696,554.69	0.00	2,019.23	(34,508.69)	662,046.00	664,065.23
STLUCIE-PFM	91282ZL7	UNITED STATES TREASURY	AA+	Aaa	700,000.00	05/06/2022	04/30/2025	649,058.59	0.00	1,102.21	191.41	649,250.00	650,352.21
STLUCIE-Payden & Rygel	91282CBW0	UNITED STATES TREASURY	AA+	Aaa	700,000.00	07/01/2021	04/30/2026	696,910.16	0.00	2,204.42	(58,762.16)	638,148.00	640,352.42
STLUCIE-Payden & Rygel	91282CDK4	UNITED STATES TREASURY	AA+	Aaa	700,000.00	12/01/2021	11/30/2026	703,199.22	0.00	2,932.69	(62,860.22)	640,339.00	643,271.69
STLUCIE-Payden & Rygel	91282CEU1	UNITED STATES TREASURY	AA+	Aaa	700,000.00	07/07/2022	06/15/2025	699,179.69	0.00	5,915.87	(15,692.69)	683,487.00	689,402.87
STLUCIE-Payden & Rygel	91282CBH3	UNITED STATES TREASURY	AA+	Aaa	705,200.00	03/25/2021	01/31/2026	690,930.72	0.00	438.31	(50,771.32)	640,159.40	640,597.72
STLUCIE-Payden & Rygel	91282CDQ1	UNITED STATES TREASURY	AA+	Aaa	720,000.00	01/03/2022	12/31/2026	719,746.88	0.00	2,262.43	(62,070.08)	657,676.80	659,939.23
STLUCIE-Payden & Rygel	91282CGH8	UNITED STATES TREASURY	AA+	Aaa	720,000.00	02/10/2023	01/31/2028	710,015.63	0.00	4,176.80	6,218.77	716,234.40	720,411.20
STLUCIE-PFM	912828YM6	UNITED STATES TREASURY	AA+	Aaa	750,000.00	05/06/2021	10/31/2024	777,275.39	0.00	4,723.76	(58,797.89)	718,477.50	723,201.26
STLUCIE-PFM	91282CDS7	UNITED STATES TREASURY	AA+	Aaa	750,000.00	02/03/2022	01/15/2025	744,580.08	0.00	1,771.41	(33,805.08)	710,775.00	712,546.41
STLUCIE-PFM	91282CED9	UNITED STATES TREASURY	AA+	Aaa	750,000.00	03/15/2022	03/15/2025	746,894.53	0.00	606.32	(29,534.53)	717,360.00	717,966.32
STLUCIE-PFM	91282CEH0	UNITED STATES TREASURY	AA+	Aaa	750,000.00	04/28/2022	04/15/2025	748,300.78	0.00	9,086.54	(19,450.78)	728,850.00	737,936.54
STLUCIE-PFM	91282CFE6	UNITED STATES TREASURY	AA+	Aaa	750,000.00	09/07/2022	08/15/2025	741,298.83	0.00	2,913.50	(5,391.33)	73	



**ST. LUCIE COUNTY BOARD OF COUNTY COMMISSIONERS  
INVESTMENT PORTFOLIO  
AS OF MARCH 31, 2023**

Account	Identifier	Description	S&P Rating	Moody's Rating	Current Units	Settle Date	Final Maturity	Book Value	Interest Due	Accrued Balance	Net Unrealized		Market Value +	
											Gain/Loss	Market Value	Accrued	Market Value
STLUCIE-PFM	91282CEY3	UNITED STATES TREASURY	AA+	Aaa	800,000.00	08/08/2022	07/15/2025	798,656.25	0.00	5,038.67	(15,808.25)	782,848.00	787,886.67	
STLUCIE-PFM	91282CFE6	UNITED STATES TREASURY	AA+	Aaa	800,000.00	08/15/2022	08/15/2025	799,968.75	0.00	3,107.73	(15,000.75)	784,968.00	788,075.73	
STLUCIE-PFM	91282CGA3	UNITED STATES TREASURY	AA+	Aaa	800,000.00	12/28/2022	12/15/2025	796,156.25	0.00	9,406.59	6,971.75	803,128.00	812,534.59	
STLUCIE-PFM	91282CGE5	UNITED STATES TREASURY	AA+	Aaa	850,000.00	01/31/2023	01/15/2026	848,074.22	0.00	6,915.06	2,189.28	850,263.50	857,178.56	
STLUCIE-PFM	91282CEQ0	UNITED STATES TREASURY	AA+	Aaa	900,000.00	06/10/2022	05/15/2025	893,671.88	0.00	9,366.71	(17,296.88)	876,375.00	885,741.71	
STLUCIE-PFM	91282CGE5	UNITED STATES TREASURY	AA+	Aaa	900,000.00	02/09/2023	01/15/2026	894,867.19	0.00	7,321.82	5,411.81	900,279.00	907,600.82	
STLUCIE-PFM	91282CDS7	UNITED STATES TREASURY	AA+	Aaa	900,000.00	02/15/2023	01/15/2025	842,308.59	0.00	2,125.69	10,621.41	852,930.00	855,055.69	
STLUCIE-Payden & Rygel	91282CFH9	UNITED STATES TREASURY	AA+	Aaa	950,000.00	09/01/2022	08/31/2027	940,166.02	0.00	2,581.52	(10,942.52)	929,223.50	931,805.02	
STLUCIE-Payden & Rygel	91282CEQ0	UNITED STATES TREASURY	AA+	Aaa	960,000.00	06/01/2022	05/15/2025	961,200.00	0.00	9,991.16	(26,400.00)	934,800.00	944,791.16	
STLUCIE-PFM	91282CBR1	UNITED STATES TREASURY	AA+	Aaa	1,000,000.00	03/31/2021	03/15/2024	997,539.06	0.00	115.49	(38,129.06)	959,410.00	959,525.49	
STLUCIE-PFM	9128284M9	UNITED STATES TREASURY	AA+	Aaa	1,000,000.00	05/05/2022	04/30/2025	996,445.31	0.00	12,071.82	(19,845.31)	976,600.00	988,671.82	
STLUCIE-PFM	91282CEY3	UNITED STATES TREASURY	AA+	Aaa	1,000,000.00	08/05/2022	07/15/2025	1,001,210.94	0.00	6,298.34	(22,650.94)	978,560.00	984,858.34	
STLUCIE-PFM	91282CFX4	UNITED STATES TREASURY	AA+	Aaa	1,000,000.00	12/28/2022	11/30/2024	1,001,914.06	0.00	15,082.42	1,995.94	1,003,910.00	1,018,992.42	
STLUCIE-PFM	91282CGL9	UNITED STATES TREASURY	AA+	Aaa	1,000,000.00	03/07/2023	02/15/2026	982,539.06	0.00	4,972.38	21,600.94	1,004,140.00	1,009,112.38	
STLUCIE-Sawgrass	912828ZS2	UNITED STATES TREASURY	AA+	Aaa	1,000,000.00	01/12/2023	05/31/2027	869,648.44	0.00	1,675.82	7,851.56	877,500.00	879,175.82	
STLUCIE-Payden & Rygel	91282CCP4	UNITED STATES TREASURY	AA+	Aaa	1,000,000.00	08/02/2021	07/31/2026	996,289.06	0.00	1,035.91	(94,259.06)	902,030.00	903,065.91	
STLUCIE-Payden & Rygel	91282CG9	UNITED STATES TREASURY	AA+	Aaa	1,020,000.00	01/03/2023	12/31/2027	1,015,378.13	0.00	9,935.84	1,030,720.20	1,040,656.04	1,040,656.04	
STLUCIE-PFM	912828X70	UNITED STATES TREASURY	AA+	Aaa	1,100,000.00	04/07/2021	04/30/2024	1,153,238.28	0.00	9,237.57	(83,444.28)	1,069,794.00	1,079,031.57	
STLUCIE-PFM	91282CCG4	UNITED STATES TREASURY	AA+	Aaa	1,100,000.00	07/07/2021	06/15/2024	1,092,867.19	0.00	808.38	(46,833.19)	1,046,034.00	1,046,842.38	
STLUCIE-PFM	91282CCX7	UNITED STATES TREASURY	AA+	Aaa	1,100,000.00	09/24/2021	09/15/2024	1,097,164.06	0.00	190.56	(57,873.06)	1,039,291.00	1,039,481.56	
STLUCIE-PFM	91282CDZ1	UNITED STATES TREASURY	AA+	Aaa	1,100,000.00	02/15/2022	02/15/2025	1,092,867.19	0.00	2,051.11	(44,941.19)	1,047,926.00	1,049,977.11	
STLUCIE-PFM	91282CFP1	UNITED STATES TREASURY	AA+	Aaa	1,100,000.00	11/04/2022	10/15/2025	1,093,039.06	0.00	21,576.92	15,463.94	1,108,503.00	1,130,079.92	
STLUCIE-Payden & Rygel	91282CCJ8	UNITED STATES TREASURY	AA+	Aaa	1,100,000.00	09/01/2021	06/30/2026	1,106,187.50	0.00	2,419.54	(103,163.50)	1,003,024.00	1,005,443.54	
STLUCIE-Payden & Rygel	91282CEH0	UNITED STATES TREASURY	AA+	Aaa	1,100,000.00	05/02/2022	04/15/2025	1,092,781.25	0.00	13,326.92	(23,801.25)	1,068,980.00	1,082,306.92	
STLUCIE-Payden & Rygel	91282CGL9	UNITED STATES TREASURY	AA+	Aaa	1,120,000.00	02/15/2023	02/15/2026	1,115,450.00	0.00	5,569.06	9,186.80	1,124,636.80	1,130,205.86	
STLUCIE-Payden & Rygel	91282CGP0	UNITED STATES TREASURY	AA+	Aaa	1,210,000.00	03/01/2023	02/29/2028	1,200,074.22	0.00	4,208.70	31,766.28	1,231,840.50	1,236,049.20	
STLUCIE-Payden & Rygel	91282CEC1	UNITED STATES TREASURY	AA+	Aaa	1,330,000.00	02/28/2022	02/28/2027	1,330,675.39	0.00	2,168.48	(89,665.69)	1,241,009.70	1,243,178.18	
STLUCIE-Payden & Rygel	91282CGH8	UNITED STATES TREASURY	AA+	Aaa	1,375,000.00	01/31/2023	01/31/2028	1,367,587.89	0.00	7,976.52	220.86	1,367,808.75	1,375,785.27	
STLUCIE-Payden & Rygel	91282CET4	UNITED STATES TREASURY	AA+	Aaa	1,410,000.00	06/01/2022	05/31/2027	1,398,103.13	0.00	12,405.29	(46,152.83)	1,351,950.30	1,364,355.59	
STLUCIE-PFM	91282CCL3	UNITED STATES TREASURY	AA+	Aaa	1,425,000.00	08/09/2021	07/15/2024	1,426,558.59	0.00	1,121.89	(73,036.59)	1,353,522.00	1,354,643.89	
STLUCIE-PFM	91282CCT6	UNITED STATES TREASURY	AA+	Aaa	1,425,000.00	09/07/2021	08/15/2024	1,423,441.41	0.00	664.28	(73,809.66)	1,349,631.75	1,350,296.03	
STLUCIE-PFM	91282CFW6	UNITED STATES TREASURY	AA+	Aaa	1,450,000.00	12/08/2022	11/15/2025	1,464,500.00	0.00	24,694.06	6,916.50	1,471,416.50	1,496,110.56	
STLUCIE-PFM	91282CDN8	UNITED STATES TREASURY	AA+	Aaa	1,500,000.00	12/28/2021	12/15/2024	1,500,585.94	0.00	4,409.34	(79,155.94)	1,421,430.00	1,425,839.34	
STLUCIE-PFM	91282CDN8	UNITED STATES TREASURY	AA+	Aaa	1,500,000.00	01/06/2022	12/15/2024	1,496,367.19	0.00	4,409.34	(74,937.19)	1,421,430.00	1,425,839.34	
STLUCIE-Sawgrass	912828YV6	UNITED STATES TREASURY	AA+	Aaa	1,550,000.00	01/25/2022	11/30/2024	1,563,865.23	0.00	7,792.58	(81,429.73)	1,482,435.50	1,490,228.08	
STLUCIE-PFM	912828ZL7	UNITED STATES TREASURY	AA+	Aaa	1,600,000.00	04/06/2022	04/30/2025	1,493,125.00	0.00	2,519.34	(9,125.00)	1,484,000.00	1,486,519.34	
STLUCIE-PFM	91282CDH1	UNITED STATES TREASURY	AA+	Aaa	1,700,000.00	12/07/2021	11/15/2024	1,693,890.62	0.00	4,825.28	(86,795.62)	1,607,095.00	1,611,920.28	
STLUCIE-Payden & Rygel	91282CCF6	UNITED STATES TREASURY	AA+	Aaa	1,700,000.00	06/15/2021	05/31/2026	1,697,542.97	0.00	4,273.35	(151,205.97)	1,546,337.00	1,550,610.35	
STLUCIE-Sawgrass	912828P46	UNITED STATES TREASURY	AA+	Aaa	1,750,000.00	10/05/2020	02/15/2026	1,870,996.11	0.00	3,535.05	(225,173.61)	1,645,822.50	1,649,357.55	
STLUCIE-Payden & Rygel	91282CFZ9	UNITED STATES TREASURY	AA+	Aaa	1,950,000.00	12/01/2022	11/30/2027	1,954,875.00	0.00	25,325.89	15,385.50	1,970,260.50	1,995,586.39	
STLUCIE-PFM	91282CBM2	UNITED STATES TREASURY	AA+	Aaa	2,000,000.00	03/03/2021	02/15/2024	1,991,328.13	0.00	310.77	(69,288.13)	1,922,040.00	1,922,350.77	
STLUCIE-Sawgrass	912828M56	UNITED STATES TREASURY	AA+	Aaa	2,000,000.00	06/03/2020	11/15/2025	2,202,187.50	0.00	17,030.39	(283,207.50)	1,918,980.00	1,936,010.39	
STLUCIE-Payden & Rygel	91282CDH1	UNITED STATES TREASURY	AA+	Aaa	2,077,000.00	11/17/2021	11/15/2024	2,069,730.71	0.00	5,895.35	(106,238.76)	1,963,491.95	1,969,387.30	
STLUCIE-Payden & Rygel	91282CDZ1	UNITED STATES TREASURY	AA+	Aaa	2,078,000.00	02/15/2022	02/15/2025	2,059,817.50	0.00	3,874.72	(80,190.02)	1,979,627.48	1,983,502.20	
STLUCIE-PFM	91282CCG4	UNITED STATES TREASURY	AA+	Aaa	2,150,000.00	06/22/2021	06/15/2024	2,135,470.70	0.00	1,580.01	(90,949.70)	2,044,521.00	2,046,101.01	
STLUCIE-PFM	91282CCG4	UNITED STATES TREASURY	AA+	Aaa	2,150,000.00	06/29/2021	06/15/2024	2,136,478.52	0.00	1,580.01	(91,957.52)	2,044,521.00	2,046,101.01	
STLUCIE-Payden & Rygel	91282CGP0	UNITED STATES TREASURY	AA+	Aaa	2,165,000.00	03/23/2023	02/29/2028	2,194,430.47	0.00	7,530.43	9,647.78	2,204,078.25	2,211,608.68	
STLUCIE-PFM	91282CGA3	UNITED STATES TREASURY	AA+	Aaa	2,225,000.00	01/09/2023	12/15/2025	2,211,180.66	0.00	26,162.09	22,519.09	2,233,699.75	2,259,861.84	
STLUCIE-Sawgrass	912828ZN3	UNITED STATES TREASURY	AA+	Aaa	2,250,000.00	05/12/2022	04/30/2027	1,995,029.30	0.00	4,723.76	(14,061.80)	1,980,967.50	1,985,691.26	
STLUCIE-Sawgrass	91282CBJ9	UNITED STATES TREASURY	AA+	Aaa	2,300,000.00	03/23/2023	01/31/2028	1,992,285.16	0.00	2,859.12	16,626.84	2,008,912.00	2,011,771.12	
STLUCIE-Sawgrass	912828ZV5	UNITED STATES TREASURY	AA+	Aaa	2,400,000.00	11/29/2022	06/30/2027	2,053,875.00	0.00	3,016.57	48,285.00	2,102,160.00	2,105,176.57	
STLUCIE-PFM	91282CEA5	UNITED STATES TREASURY	AA+	Aaa	2,500,000.00	03/08/2022	02/29/2024	2,498,535.16	0.00	3,260.87	(68,560.16)	2,429,975.00	2,433,235.87	
STLUCIE-Sawgrass	912828M56	UNITED STATES TREASURY	AA+	Aaa	2,500,000.00	12/09/2020	11/15/2025	2,728,515.63	0.00	21,287.98	(329,790.63)	2,398,725.00	2,420,012.98	
STLUCIE-PFM	91282CBE0	UNITED STATES TREASURY	AA+	Aaa	3,000,000.00	02/03/2021	01/15/2024	2,995,312.50	0.00	787.29	(101,242.50)	2,894,070.00	2,894,857.29	
STLUCIE-Sawgrass	912828P46	UNITED STATES TREASURY	AA+	Aaa	3,000,000.00	02/24/2022	02/15/2026	2,973,164.07	0.00	6,060.08	(151,754.07)	2,821,410.00	2,827,470.08	
STLUCIE-Sawgrass	912828YD6	UNITED STATES TREASURY	AA+	Aaa	3,000,000.00	03/04/2022	08/31/2026	2,952,421.89	0.00	3,586.96	(183,151.89)	2,769,270.00	2,772,856.96	
STLUCIE-Sawgrass	912828YD6	UNITED STATES TREASURY	AA+	Aaa	3,500,000.00	03/07/2022	08/31/2026	3,454,746.09	0.00	4,184.78	(223,931.09)	3,230,815.00	3,234,999.78	
STLUCIE-PFM	91282CEQ0	UNITED STATES TREASURY	AA+	Aaa	3,600,000.00	06/06/2022	05/15/2025	3,590,015.63	0.00	37,466.85	(84,515.63)	3,505,500.00	3,542,966.85	
STLUCIE-Sawgrass	91282CAL5	UNITED STATES TREASURY	AA+	Aaa	3,750,000.00	02/14/2023	09/30/2027	3,187,207.01	0.00	38.42	55,530.49	3,242,737.50	3,242,775.92	
STLUCIE-Sawgrass	912828Z31	UNITED STATES TREASURY	AA+	Aaa	4,000,000.00	01/25/2022	02/28/2025	4,184,531.25	0.00	9,565.22	(283,291.25)	3,901,240.00	3,910,805.22	
STLUCIE-Payden & Rygel	91282CBT7	UNITED STATES TREASURY	AA+	Aaa	4,035,000.00	04/01/2021	03/31/2026	4,003,161.33	0.00	82.68	(31,620.53)	3,691,540.80	3,691,623.48	
STLUCIE-Sawgrass	912828ZV5	UNITED STATES TREASURY	AA+	Aaa	4,970,000.00	08/02/2022	06/30/2027	4,476,882.82	0.00	6,246.82	(4,353,223.00)	4,353,223.00	4,359,469.82	
								137,220,824.85	0.00	591,838.95	(4,923,053.04)	132,297,771.81	132,889,610.76	

**SUPRANATIONAL AGENCIES**

STLUCIE-Payden & Rygel	4581X0DM7	INTER-AMERICAN DEVELOPMENT BANK	AAA	Aaa	180,000.00	04/24/2020	05/24/2023	179,938.80	0.00	317.50	(1,029.60)	178,909.20	179,226.70
STLUCIE-PFM	45906M3C3	INTERNATIONAL BANK FOR RECONSTRUCTION AND D	AAA	Aaa	210,000.00	03/29/2022							

**ST. LUCIE COUNTY BOARD OF COUNTY COMMISSIONERS  
INVESTMENT PORTFOLIO  
AS OF MARCH 31, 2023**

Account	Identifier	Description	S&P Rating	Moody's Rating	Current Units	Settle Date	Final Maturity	Book Value	Interest Due	Accrued Balance	Net Unrealized Gain/Loss	Market Value	Market Value + Accrued
STLUCIE-PFM	459058JM6	INTERNATIONAL BANK FOR RECONSTRUCTION AND D	AAA	Aaa	330,000.00	11/24/2020	11/24/2023	329,290.50	0.00	291.04	(8,649.30)	320,641.20	320,932.24
STLUCIE-Payden & Rygel	4581X0DP0	INTER-AMERICAN DEVELOPMENT BANK	AAA	Aaa	330,000.00	09/02/2020	11/15/2023	329,475.30	0.00	311.67	(8,804.40)	320,670.90	320,982.57
STLUCIE-Payden & Rygel	459058JM6	INTERNATIONAL BANK FOR RECONSTRUCTION AND D	AAA	Aaa	340,000.00	11/24/2020	11/24/2023	339,269.00	0.00	299.86	(8,911.40)	330,357.60	330,657.46
STLUCIE-Payden & Rygel	45950KCR9	INTERNATIONAL FINANCE CORP	AAA	Aaa	500,000.00	10/16/2019	10/16/2024	498,535.00	0.00	3,151.04	(20,740.00)	477,795.00	480,946.04
STLUCIE-PFM	045167EX7	ASIAN DEVELOPMENT BANK	AAA	Aaa	525,000.00	10/06/2020	10/06/2023	524,438.25	0.00	638.02	(11,586.75)	512,851.50	513,489.52
STLUCIE-PFM	045167FU2	ASIAN DEVELOPMENT BANK	AAA	Aaa	665,000.00	01/12/2023	01/09/2026	663,138.00	0.00	6,202.05	7,162.05	670,300.05	676,502.10
STLUCIE-PFM	4581X0DZ8	INTER-AMERICAN DEVELOPMENT BANK	AAA	Aaa	695,000.00	09/23/2021	09/23/2024	694,485.70	0.00	77.22	(37,439.65)	657,046.05	657,123.27
STLUCIE-Payden & Rygel	45950VQMI	INTERNATIONAL FINANCE CORP	AAA	Aaa	700,000.00	10/29/2021	04/03/2024	700,000.00	0.00	7,846.23	(105.00)	699,895.00	707,741.23
STLUCIE-PFM	045167FM0	ASIAN DEVELOPMENT BANK	AAA	Aaa	725,000.00	04/27/2022	05/06/2025	724,144.50	0.00	8,395.40	(17,189.75)	706,954.75	715,350.15
STLUCIE-PFM	045167FK4	ASIAN DEVELOPMENT BANK	AAA	Aaa	1,000,000.00	03/15/2022	03/15/2024	998,670.00	0.00	722.22	(26,650.00)	972,020.00	972,742.22
STLUCIE-PFM	045167FE8	ASIAN DEVELOPMENT BANK	AAA	Aaa	1,135,000.00	06/09/2021	06/11/2024	1,134,319.00	0.00	1,300.52	(53,038.55)	1,081,280.45	1,082,580.97
STLUCIE-Payden & Rygel	045167EW9	ASIAN DEVELOPMENT BANK	AAA	Aaa	610,000.00	09/03/2020	09/03/2025	607,291.60	0.00	177.92	(48,324.20)	558,967.40	559,145.32
								8,401,188.95	0.00	31,112.34	(240,412.35)	8,160,776.60	8,191,888.94
<b>ASSET BACKED SECURITIES</b>													
STLUCIE-Payden & Rygel	47787NAD1	JDOT 2020-B A4	NA	Aaa	150,000.00	07/22/2020	06/15/2027	149,953.19	0.00	48.00	(5,050.19)	144,903.00	144,951.00
STLUCIE-Payden & Rygel	12597PAD0	CNH 2020-A A4	AAA	Aaa	160,000.00	05/27/2020	04/15/2027	159,969.54	0.00	107.38	(4,910.34)	155,059.20	155,166.58
STLUCIE-Payden & Rygel	98163CAF7	WOART 20C A4	AAA	NA	160,000.00	08/19/2020	10/15/2026	159,979.98	0.00	43.38	(9,855.18)	150,124.80	150,168.18
STLUCIE-Payden & Rygel	165183CP7	CFII 211 A1	NA	Aaa	95,383.96	03/23/2021	04/15/2033	95,372.34	0.00	19.92	(1,997.17)	93,375.17	93,395.10
STLUCIE-Payden & Rygel	55317JAD2	MMAF 21A A4	NA	Aaa	200,000.00	05/05/2021	11/13/2030	199,926.28	0.00	104.00	(19,882.28)	180,044.00	180,148.00
STLUCIE-Payden & Rygel	05593AAC3	BMWLT 2023-1 A3	AAA	Aaa	200,000.00	02/15/2023	11/25/2025	199,995.24	0.00	172.00	586.76	200,582.00	200,754.00
STLUCIE-Payden & Rygel	23291YAD7	DLLAA 2021-1 A4	NA	Aaa	250,000.00	05/05/2021	02/19/2030	249,991.90	0.00	100.14	(23,789.40)	226,202.50	226,302.64
STLUCIE-Payden & Rygel	80285UAD3	SDART 2022-3 A3	AAA	Aaa	250,000.00	05/18/2022	12/15/2026	249,975.73	0.00	377.78	(3,523.23)	246,452.50	246,830.28
STLUCIE-Payden & Rygel	80287FAC6	SDART 2022-7 A3	AAA	Aaa	250,000.00	11/22/2022	04/15/2027	249,979.83	0.00	638.89	2,357.67	252,337.50	252,976.39
STLUCIE-Payden & Rygel	39154TBK3	GALC 2021-1 A4	AAA	NA	300,000.00	02/10/2021	12/15/2026	299,964.93	0.00	73.33	(19,002.93)	280,962.00	281,035.33
STLUCIE-Payden & Rygel	12510KAC7	CCG 211 A2	NA	Aaa	87,146.05	02/16/2021	06/14/2027	87,132.68	0.00	12.35	(2,479.01)	84,663.67	84,666.02
STLUCIE-Payden & Rygel	55317JAE0	MMAF 21A A5	NA	Aaa	300,000.00	05/05/2021	11/13/2043	299,948.70	0.00	178.50	(30,614.70)	269,334.00	269,512.50
STLUCIE-Payden & Rygel	00217QAB7	ARIFL 2022-A A2	AAA	NA	260,074.73	04/13/2022	01/15/2031	260,072.10	0.00	360.64	(4,218.39)	255,853.72	256,214.35
STLUCIE-Payden & Rygel	448978AD8	HALST 2022-C A3	AAA	NA	300,000.00	09/21/2022	10/15/2025	299,990.58	0.00	584.00	(2,828.58)	297,162.00	297,746.00
STLUCIE-Payden & Rygel	802918AC6	SDART 2022-6 A3	AAA	Aaa	300,000.00	09/21/2022	11/16/2026	299,991.96	0.00	598.67	(2,865.96)	297,126.00	297,724.67
STLUCIE-Payden & Rygel	30168AAC6	EAR2 2022-6 A3	NA	Aaa	300,000.00	12/09/2022	08/17/2026	299,968.02	0.00	760.00	163.98	300,132.00	300,892.00
STLUCIE-Payden & Rygel	58770AAC7	MBART 2023-1 A3	AAA	NA	300,000.00	01/25/2023	02/15/2024	299,964.00	0.00	601.33	(369.00)	299,595.00	300,196.33
STLUCIE-Payden & Rygel	80287GAC4	SDART 2023-1 A3	AAA	Aaa	300,000.00	01/25/2023	04/15/2027	299,953.08	0.00	650.67	(2,050.08)	297,903.00	298,553.67
STLUCIE-Payden & Rygel	98164JAD6	WOART 2023-A A3	AAA	NA	300,000.00	02/15/2023	05/15/2028	299,949.15	0.00	644.00	1,091.85	301,041.00	301,685.00
STLUCIE-Payden & Rygel	80286TAD5	SRT 2021-A A4	NA	Aaa	350,000.00	03/24/2021	03/20/2026	349,968.54	0.00	64.17	(12,085.54)	337,883.00	337,947.17
STLUCIE-Payden & Rygel	47788UAD4	JDOT 2021 A4	NA	Aaa	400,000.00	03/10/2021	12/15/2027	399,983.00	0.00	110.22	(25,431.00)	374,552.00	374,662.22
STLUCIE-Payden & Rygel	24702CAE4	DEFT 222 A3	NA	Aaa	400,000.00	07/20/2022	07/22/2027	399,920.84	0.00	414.00	(6,064.84)	393,856.00	394,270.00
STLUCIE-Payden & Rygel	403951AC0	HPEFS 223 A3	AAA	Aaa	400,000.00	10/19/2022	08/20/2029	399,933.40	0.00	663.67	1,502.60	401,436.00	402,099.67
STLUCIE-Payden & Rygel	606940AC8	MMAF 22B A3	NA	Aaa	400,000.00	11/09/2022	07/10/2028	399,978.32	0.00	1,371.33	6,529.68	406,508.00	407,879.33
STLUCIE-Payden & Rygel	29374GAB7	EFF 224 A2	AAA	NA	400,000.00	11/21/2022	05/20/2026	399,934.96	0.00	704.00	2,809.04	402,744.00	403,448.00
STLUCIE-Payden & Rygel	14318DAC3	CARMX 2023-1 A3	AAA	NA	400,000.00	01/25/2023	10/15/2027	399,966.84	0.00	844.44	441.16	400,408.00	401,252.44
STLUCIE-Payden & Rygel	233258AC6	DLLAD 231 A3	NA	Aaa	400,000.00	02/02/2023	01/20/2028	399,903.28	0.00	712.56	(3,979.28)	395,924.00	396,636.56
STLUCIE-Payden & Rygel	29374YAC6	EFF 2021-2 A3	AAA	NA	450,000.00	07/28/2021	05/20/2027	449,953.02	0.00	101.75	(37,060.02)	412,893.00	412,994.75
STLUCIE-Payden & Rygel	233262AD6	DLLAD 2021-1 A4	NA	Aaa	450,000.00	07/28/2021	06/20/2029	449,993.97	0.00	123.75	(55,087.47)	394,906.50	395,030.25
STLUCIE-Payden & Rygel	50117TAD3	KCOT 2021-1 A4	NA	Aaa	530,000.00	04/14/2021	03/15/2027	529,856.16	0.00	204.93	(39,277.56)	490,578.60	490,783.53
STLUCIE-Payden & Rygel	92868JAD8	VALET 2020-1 A3	NA	Aaa	106,204.78	05/19/2020	11/20/2024	106,197.53	0.00	31.80	(1,189.67)	105,007.85	105,039.65
STLUCIE-Payden & Rygel	12663JAC5	CNH 2022-B A3	NA	Aaa	550,000.00	08/23/2022	11/15/2027	549,916.13	0.00	950.89	(9,722.63)	540,193.50	541,144.39
STLUCIE-Payden & Rygel	682685AA0	ODART 231 A4	AAA	NA	550,000.00	02/22/2023	11/14/2029	549,461.66	0.00	1,405.10	4,399.34	553,861.00	555,266.10
STLUCIE-Payden & Rygel	14687KAD8	CRVNA-21P4-A4	AAA	NA	600,000.00	12/29/2021	12/10/2027	599,968.92	0.00	574.00	(62,656.92)	537,312.00	537,886.00
STLUCIE-Payden & Rygel	80287HAC2	SDART 2022-5 A3	AAA	Aaa	600,000.00	08/24/2022	08/15/2026	599,977.44	0.00	1,096.00	(6,439.44)	593,538.00	594,634.00
STLUCIE-Payden & Rygel	29374FAB9	EFF 223 A2	AAA	NA	600,000.00	08/24/2022	07/20/2029	599,918.94	0.00	803.00	(9,170.94)	590,748.00	591,551.00
STLUCIE-Payden & Rygel	682687AA6	ODART 2021-1 A4	AAA	NA	700,000.00	10/15/2021	07/14/2028	699,919.22	0.00	287.58	(42,829.22)	657,090.00	657,377.58
STLUCIE-Payden & Rygel	16144JAC5	CHAOT 2022-A A3	NA	Aaa	700,000.00	08/23/2022	06/25/2027	699,925.31	0.00	464.33	(10,453.31)	689,472.00	689,936.33
STLUCIE-Payden & Rygel	14318UAD3	CARMX 2022-4 A3	AAA	NA	700,000.00	10/31/2022	08/16/2027	699,835.85	0.00	1,661.33	8,459.15	708,295.00	709,956.33
								14,146,592.56	0.00	18,663.83	(426,543.05)	13,720,049.51	13,738,713.34
<b>MUNICIPAL BONDS</b>													
STLUCIE-Payden & Rygel	576004HD0	MASSACHUSETTS (COMMONWEALTH OF)	NA	Aa1	360,000.00	08/30/2022	07/15/2027	360,000.00	0.00	2,796.80	(7,761.60)	352,238.40	355,035.20
STLUCIE-Payden & Rygel	977100HT6	WISCONSIN ST GEN FD ANNUAL APPROPRIATION REV	NA	Aa2	360,000.00	02/16/2023	05/01/2026	360,000.00	0.00	1,963.35	(108.00)	359,892.00	361,855.35
STLUCIE-Payden & Rygel	84247PHZ7	SOUTHERN CALIF PUB PWR AUTH REV	AA-	NA	390,000.00	10/18/2022	07/01/2024	381,529.20	0.00	3,517.80	3,459.30	384,988.50	388,506.30
								1,101,529.20	0.00	8,277.95	(4,410.30)	1,097,118.90	1,105,396.85
<b>EQUITIES &amp; EXCHANGE TRADED FUNDS</b>													
STLUCIE-Equities Sawgrass	404609109	HACKETT GROUP ORD	NA	NA	0.00	02/28/2022	---	0.00	23.54	0.00	0.00	0.00	0.00
STLUCIE-Equities Sawgrass	404609109	HACKETT GROUP ORD	NA	NA	0.00	03/31/2022	---	0.00	12.76	0.00	0.00	0.00	0.00
STLUCIE-Equities Sawgrass	628464109	MYERS INDUSTRIES ORD	NA	NA	0.00	06/13/2022	---	0.00	13.91	0.00	0.00	0.00	0.00
STLUCIE-Equities Sawgrass	78648T100	SAFETY INSURANCE GROUP ORD	NA	NA	1.00	02/28/2020	---	90.05	0.00	0.00	(15.53)	74.52	74.52
STLUCIE-Equities Sawgrass	78648T100	SAFETY INSURANCE GROUP ORD	NA	NA	1.00	07/01/2020	---	76.64	0.00	0.00	(2.12)	74.52	74.52
STLUCIE-Equities Sawgrass	31847R102	FIRST AMERICAN FINANCIAL ORD	NA										

**ST. LUCIE COUNTY BOARD OF COUNTY COMMISSIONERS  
INVESTMENT PORTFOLIO  
AS OF MARCH 31, 2023**

Account	Identifier	Description	S&P	Moody's	Current Units	Settle Date	Final Maturity	Book Value	Interest Due	Accrued	Net Unrealized		Market Value +	
			Rating	Rating						Balance	Gain/Loss	Market Value	Accrued	
STLUCIE-Equities Sawgrass	784117103	SEI INVESTMENTS ORD	NA	NA	1.00	12/31/2020	---	56.93	0.00	0.00	0.62	57.55	57.55	
STLUCIE-Equities Sawgrass	303075105	FACTSET RESEARCH SYSTEMS ORD	NA	NA	1.00	02/01/2021	---	316.89	0.00	0.00	98.20	415.09	415.09	
STLUCIE-Equities Sawgrass	023436108	AMEDISYS ORD	NA	NA	1.00	02/01/2021	---	287.14	0.00	0.00	(213.59)	73.55	73.55	
STLUCIE-Equities Sawgrass	023436108	AMEDISYS ORD	NA	NA	1.00	03/31/2021	---	265.11	0.00	0.00	(191.56)	73.55	73.55	
STLUCIE-Equities Sawgrass	053332102	AUTOZONE ORD	NA	NA	1.00	07/25/2022	---	2,195.86	0.00	0.00	262.29	2,458.15	2,458.15	
STLUCIE-Equities Sawgrass	78648T100	SAFETY INSURANCE GROUP ORD	NA	NA	2.00	09/29/2020	---	136.85	0.00	0.00	12.19	149.04	149.04	
STLUCIE-Equities Sawgrass	861896108	STONEX GROUP ORD	NA	NA	2.00	09/29/2020	---	98.78	0.00	0.00	108.28	207.06	207.06	
STLUCIE-Equities Sawgrass	466313103	JABIL ORD	NA	NA	2.00	09/29/2020	---	67.53	0.00	0.00	108.79	176.32	176.32	
STLUCIE-Equities Sawgrass	31847R102	FIRST AMERICAN FINANCIAL ORD	NA	NA	2.00	12/31/2020	---	102.40	0.00	0.00	8.92	111.32	111.32	
STLUCIE-Equities Sawgrass	19247A100	COHEN & STEERS ORD	NA	NA	2.00	12/31/2020	---	146.16	0.00	0.00	(18.24)	127.92	127.92	
STLUCIE-Equities Sawgrass	566324109	MARCUS & MILLICHAP INC. ORD	NA	NA	2.00	12/31/2020	---	75.30	0.50	0.00	(11.08)	64.22	64.22	
STLUCIE-Equities Sawgrass	78648T100	SAFETY INSURANCE GROUP ORD	NA	NA	2.00	12/31/2020	---	157.32	0.00	0.00	(8.28)	149.04	149.04	
STLUCIE-Equities Sawgrass	48020Q107	JONES LANG LASALLE ORD	NA	NA	2.00	01/27/2021	---	321.46	0.00	0.00	(30.48)	290.98	290.98	
STLUCIE-Equities Sawgrass	745867101	PULTEGROUP ORD	NA	NA	2.00	02/01/2021	---	89.24	0.32	0.00	27.32	116.56	116.56	
STLUCIE-Equities Sawgrass	60783X104	MODIVCARE ORD	NA	NA	2.00	03/31/2021	---	300.15	0.00	0.00	(131.99)	168.16	168.16	
STLUCIE-Equities Sawgrass	042735100	ARROW ELECTRONICS ORD	NA	NA	2.00	03/31/2021	---	215.09	0.00	0.00	34.65	249.74	249.74	
STLUCIE-Equities Sawgrass	817565104	SERVICE CORPORATION INTERNATIONL ORD	NA	NA	3.00	02/28/2020	---	152.35	0.00	0.00	53.99	206.34	206.34	
STLUCIE-Equities Sawgrass	16359R103	CHEMED ORD	NA	NA	3.00	09/18/2020	---	1,481.99	0.00	0.00	131.26	1,613.25	1,613.25	
STLUCIE-Equities Sawgrass	G02602103	AMDOCS ORD	NA	NA	3.00	12/31/2020	---	211.56	1.31	0.00	76.53	288.09	288.09	
STLUCIE-Equities Sawgrass	31847R102	FIRST AMERICAN FINANCIAL ORD	NA	NA	3.00	02/01/2021	---	159.68	0.00	0.00	7.30	166.98	166.98	
STLUCIE-Equities Sawgrass	861896108	STONEX GROUP ORD	NA	NA	3.00	02/01/2021	---	163.95	0.00	0.00	146.64	310.59	310.59	
STLUCIE-Equities Sawgrass	635906100	NATIONAL HEALTHCARE ORD	NA	NA	3.00	03/31/2021	---	231.30	1.71	0.00	(57.09)	174.21	174.21	
STLUCIE-Equities Sawgrass	127190304	CACI INTERNATIONAL CL A ORD	NA	NA	3.00	03/31/2021	---	745.53	0.00	0.00	143.31	888.84	888.84	
STLUCIE-Equities Sawgrass	221006109	CORVEL ORD	NA	NA	3.00	03/31/2021	---	319.64	0.00	0.00	251.20	570.84	570.84	
STLUCIE-Equities Sawgrass	16359R103	CHEMED ORD	NA	NA	3.00	06/30/2021	---	1,461.03	0.00	0.00	152.22	1,613.25	1,613.25	
STLUCIE-Equities Sawgrass	G0176J109	ALLEGION ORD	NA	NA	3.00	10/01/2021	---	406.86	0.00	0.00	(86.67)	320.19	320.19	
STLUCIE-Equities Sawgrass	817565104	SERVICE CORPORATION INTERNATIONL ORD	NA	NA	4.00	07/01/2020	---	155.00	0.00	0.00	120.12	275.12	275.12	
STLUCIE-Equities Sawgrass	G3922B107	GENPACT ORD	NA	NA	4.00	07/01/2020	---	145.20	0.00	0.00	39.68	184.88	184.88	
STLUCIE-Equities Sawgrass	817565104	SERVICE CORPORATION INTERNATIONL ORD	NA	NA	4.00	09/29/2020	---	168.60	0.00	0.00	106.52	275.12	275.12	
STLUCIE-Equities Sawgrass	371901109	GENTEX ORD	NA	NA	4.00	09/29/2020	---	101.78	0.00	0.00	10.34	112.12	112.12	
STLUCIE-Equities Sawgrass	637372202	NATIONAL RESEARCH ORD	NA	NA	4.00	12/31/2020	---	175.44	0.48	0.00	(1.40)	174.04	174.04	
STLUCIE-Equities Sawgrass	16359R103	CHEMED ORD	NA	NA	4.00	01/27/2021	---	2,212.36	0.00	0.00	(61.36)	2,151.00	2,151.00	
STLUCIE-Equities Sawgrass	460690100	INTERPUBLIC GROUP OF COMPANIES ORD	NA	NA	4.00	02/01/2021	---	99.98	0.00	0.00	48.98	148.96	148.96	
STLUCIE-Equities Sawgrass	G3922B107	GENPACT ORD	NA	NA	4.00	02/01/2021	---	155.72	0.00	0.00	29.16	184.88	184.88	
STLUCIE-Equities Sawgrass	637372202	NATIONAL RESEARCH ORD	NA	NA	4.00	02/01/2021	---	186.08	0.48	0.00	(12.04)	174.04	174.04	
STLUCIE-Equities Sawgrass	745867101	PULTEGROUP ORD	NA	NA	4.00	03/31/2021	---	207.98	0.64	0.00	25.14	233.12	233.12	
STLUCIE-Equities Sawgrass	006739106	ADDUS HOMECARE ORD	NA	NA	4.00	03/31/2021	---	425.44	0.00	0.00	1.60	427.04	427.04	
STLUCIE-Equities Sawgrass	410867105	HANOVER INSURANCE GROUP ORD	NA	NA	4.00	03/31/2021	---	526.50	0.00	0.00	(12.50)	514.00	514.00	
STLUCIE-Equities Sawgrass	784117103	SEI INVESTMENTS ORD	NA	NA	4.00	03/31/2021	---	246.48	0.00	0.00	(16.28)	230.20	230.20	
STLUCIE-Equities Sawgrass	78648T100	SAFETY INSURANCE GROUP ORD	NA	NA	4.00	03/31/2021	---	340.29	0.00	0.00	(42.21)	298.08	298.08	
STLUCIE-Equities Sawgrass	023436108	AMEDISYS ORD	NA	NA	4.00	06/30/2021	---	1,020.67	0.00	0.00	(726.47)	294.20	294.20	
STLUCIE-Equities Sawgrass	023436108	AMEDISYS ORD	NA	NA	4.00	10/01/2021	---	608.66	0.00	0.00	(314.46)	294.20	294.20	
STLUCIE-Equities Sawgrass	053332102	AUTOZONE ORD	NA	NA	4.00	09/23/2022	---	8,538.73	0.00	0.00	1,293.87	9,832.60	9,832.60	
STLUCIE-Equities Sawgrass	29109X106	ASPEN TECHNOLOGY ORD	NA	NA	4.00	01/13/2023	---	815.03	0.00	0.00	100.45	915.48	915.48	
STLUCIE-Equities Sawgrass	49714P108	KINSALE CAPITAL GROUP ORD	NA	NA	5.00	02/12/2020	---	610.51	0.00	0.00	890.24	1,500.75	1,500.75	
STLUCIE-Equities Sawgrass	437076102	HOME DEPOT ORD	NA	NA	5.00	06/29/2020	---	1,217.84	0.00	0.00	257.76	1,475.60	1,475.60	
STLUCIE-Equities Sawgrass	49714P108	KINSALE CAPITAL GROUP ORD	NA	NA	5.00	11/19/2020	---	1,164.89	0.00	0.00	335.86	1,500.75	1,500.75	
STLUCIE-Equities Sawgrass	745867101	PULTEGROUP ORD	NA	NA	5.00	12/31/2020	---	221.50	0.80	0.00	69.90	291.40	291.40	
STLUCIE-Equities Sawgrass	371901109	GENTEX ORD	NA	NA	5.00	12/31/2020	---	169.10	0.00	0.00	(28.95)	140.15	140.15	
STLUCIE-Equities Sawgrass	314211103	FEDERATED HERMES CL B ORD	NA	NA	5.00	12/31/2020	---	140.60	0.00	0.00	60.10	200.70	200.70	
STLUCIE-Equities Sawgrass	466313103	JABIL ORD	NA	NA	5.00	12/31/2020	---	211.60	0.00	0.00	229.20	440.80	440.80	
STLUCIE-Equities Sawgrass	G2717B108	CUSHMAN AND WAKEFIELD ORD	NA	NA	5.00	12/31/2020	---	76.60	0.00	0.00	(23.90)	52.70	52.70	
STLUCIE-Equities Sawgrass	883203101	TEXTRON ORD	NA	NA	5.00	01/28/2021	---	249.35	0.10	0.00	103.80	353.15	353.15	
STLUCIE-Equities Sawgrass	635906100	NATIONAL HEALTHCARE ORD	NA	NA	5.00	02/01/2021	---	328.15	2.85	0.00	(37.80)	290.35	290.35	
STLUCIE-Equities Sawgrass	053807103	AVNET ORD	NA	NA	5.00	02/01/2021	---	178.93	0.00	0.00	47.07	226.00	226.00	
STLUCIE-Equities Sawgrass	16359R103	CHEMED ORD	NA	NA	5.00	03/16/2021	---	2,224.73	0.00	0.00	464.02	2,688.75	2,688.75	
STLUCIE-Equities Sawgrass	883203101	TEXTRON ORD	NA	NA	5.00	03/31/2021	---	271.60	0.10	0.00	81.55	353.15	353.15	
STLUCIE-Equities Sawgrass	31847R102	FIRST AMERICAN FINANCIAL ORD	NA	NA	5.00	03/31/2021	---	286.05	0.00	0.00	(7.75)	278.30	278.30	
STLUCIE-Equities Sawgrass	860372101	STEWART INFO SVC ORD	NA	NA	5.00	03/31/2021	---	265.13	0.00	0.00	(63.38)	201.75	201.75	
STLUCIE-Equities Sawgrass	04316A108	ARTISAN PARTNERS ASSET MGMT CL A ORD	NA	NA	5.00	05/10/2021	---	279.80	0.00	0.00	(119.90)	159.90	159.90	
STLUCIE-Equities Sawgrass	221006109	CORVEL ORD	NA	NA	5.00	06/30/2021	---	659.90	0.00	0.00	291.50	951.40	951.40	
STLUCIE-Equities Sawgrass	58506Q109	MEDPACE HOLDINGS ORD	NA	NA	5.00	11/09/2021	---	1,128.48	0.00	0.00	(188.23)	940.25	940.25	
STLUCIE-Equities Sawgrass	49714P108	KINSALE CAPITAL GROUP ORD	NA	NA	5.00	11/09/2021	---	1,030.87	0.00	0.00	469.88	1,500.75	1,500.75	
STLUCIE-Equities Sawgrass	58506Q109	MEDPACE HOLDINGS ORD	NA	NA	5.00	12/14/2021	---	1,027.59	0.00	0.00	(87.34)	940.25	940.25	
STLUCIE-Equities Sawgrass	29261A100	ENCOMPASS HEALTH ORD	NA	NA	5.00	03/31/2021	---	328.04	0.75	0.00	(57.54)	270.50	270.50	
STLUCIE-Equities Sawgrass	29261A100	ENCOMPASS HEALTH ORD	NA	NA	5.00	06/30/2021	---	319.24	0.75	0.00	(48.74)	270.50	270.50	
STLUCIE-Equities Sawgrass	053807103	AVNET ORD	NA	NA	6.00	03/31/2020	---	147.78	0.00	0.00	123.42	271.20	271.20	
STLUCIE-Equities Sawgrass	006739106	ADDUS HOMECARE ORD	NA	NA	6.00	06/01/2020	---	589.57	0.00	0.00	50.99	640.56	640.56	

**ST. LUCIE COUNTY BOARD OF COUNTY COMMISSIONERS  
INVESTMENT PORTFOLIO  
AS OF MARCH 31, 2023**

Account	Identifier	Description	S&P Rating	Moody's Rating	Current Units	Settle Date	Final Maturity	Book Value	Interest Due	Accrued Balance	Net Unrealized Gain/Loss	Market Value	Market Value + Accrued
STLUCIE-Equities Sawgrass	053807103	AVNET ORD	NA	NA	6.00	09/29/2020	---	152.58	0.00	0.00	118.62	271.20	271.20
STLUCIE-Equities Sawgrass	023436108	AMEDISYS ORD	NA	NA	6.00	10/22/2020	---	1,495.14	0.00	0.00	(1,053.84)	441.30	441.30
STLUCIE-Equities Sawgrass	460690100	INTERPUBLIC GROUP OF COMPANIES ORD	NA	NA	6.00	12/31/2020	---	142.80	0.00	0.00	80.64	223.44	223.44
STLUCIE-Equities Sawgrass	817565104	SERVICE CORPORATION INTERNATIONL ORD	NA	NA	6.00	12/31/2020	---	292.02	0.00	0.00	120.66	412.68	412.68
STLUCIE-Equities Sawgrass	801056102	SANMINA ORD	NA	NA	6.00	12/31/2020	---	191.70	0.00	0.00	174.24	365.94	365.94
STLUCIE-Equities Sawgrass	48020Q107	JONES LANG LASALLE ORD	NA	NA	6.00	02/01/2021	---	926.58	0.00	0.00	(53.64)	872.94	872.94
STLUCIE-Equities Sawgrass	055501101	BJS WHOLESALE CLUB HOLD ORD	NA	NA	6.00	03/31/2021	---	272.79	0.00	0.00	183.63	456.42	456.42
STLUCIE-Equities Sawgrass	053807103	AVNET ORD	NA	NA	6.00	03/31/2021	---	243.00	0.00	0.00	28.20	271.20	271.20
STLUCIE-Equities Sawgrass	G02602103	AMDOCS ORD	NA	NA	6.00	03/31/2021	---	491.46	2.61	0.00	84.72	576.18	576.18
STLUCIE-Equities Sawgrass	630402105	NAPCO SECURITY TECHNOLOGIES ORD	NA	NA	6.00	03/31/2023	---	223.32	0.00	0.00	2.16	225.48	225.48
STLUCIE-Equities Sawgrass	78463M107	SPS COMMERCE ORD	NA	NA	7.00	05/08/2020	---	398.78	0.00	0.00	667.32	1,066.10	1,066.10
STLUCIE-Equities Sawgrass	023436108	AMEDISYS ORD	NA	NA	7.00	01/27/2021	---	2,260.51	0.00	0.00	(1,745.66)	514.85	514.85
STLUCIE-Equities Sawgrass	552690109	MDU RESOURCES GROUP ORD	NA	NA	7.00	02/01/2021	---	188.09	1.56	0.00	25.27	213.36	213.36
STLUCIE-Equities Sawgrass	343498101	FLOWERS FOODS ORD	NA	NA	7.00	02/01/2021	---	165.52	0.00	0.00	26.35	191.87	191.87
STLUCIE-Equities Sawgrass	981475106	WORLD FUEL SERVICES ORD	NA	NA	7.00	03/31/2021	---	248.86	0.00	0.00	(70.01)	178.85	178.85
STLUCIE-Equities Sawgrass	827048109	SILGAN HOLDINGS ORD	NA	NA	7.00	03/31/2021	---	303.21	0.00	0.00	72.48	375.69	375.69
STLUCIE-Equities Sawgrass	92839U206	VISTEON ORD	NA	NA	7.00	03/07/2023	---	1,157.98	0.00	0.00	(60.17)	1,097.81	1,097.81
STLUCIE-Equities Sawgrass	03820C105	APPLIED INDUSTRIAL TECHNOLOGIES ORD	NA	NA	7.00	03/31/2023	---	978.36	0.00	0.00	16.55	994.91	994.91
STLUCIE-Equities Sawgrass	466313103	JABIL ORD	NA	NA	8.00	07/01/2020	---	255.57	0.00	0.00	449.71	705.28	705.28
STLUCIE-Equities Sawgrass	257701201	DONEGAL GROUP CL A ORD	NA	NA	8.00	09/29/2020	---	110.72	0.00	0.00	11.52	122.24	122.24
STLUCIE-Equities Sawgrass	460690100	INTERPUBLIC GROUP OF COMPANIES ORD	NA	NA	8.00	09/29/2020	---	133.80	0.00	0.00	164.12	297.92	297.92
STLUCIE-Equities Sawgrass	303075105	FACTSET RESEARCH SYSTEMS ORD	NA	NA	8.00	11/10/2020	---	2,691.20	0.00	0.00	629.52	3,320.72	3,320.72
STLUCIE-Equities Sawgrass	974250102	WINMARK ORD	NA	NA	8.00	01/27/2021	---	1,453.36	0.00	0.00	1,110.08	2,563.44	2,563.44
STLUCIE-Equities Sawgrass	19247A100	COHEN & STEERS ORD	NA	NA	8.00	03/31/2021	---	527.45	0.00	0.00	(15.77)	511.68	511.68
STLUCIE-Equities Sawgrass	371901109	GENTEX ORD	NA	NA	8.00	03/31/2021	---	283.52	0.00	0.00	(59.28)	224.24	224.24
STLUCIE-Equities Sawgrass	81619Q105	SELECT MEDICAL HOLDINGS ORD	NA	NA	8.00	03/31/2021	---	272.29	0.00	0.00	(65.49)	206.80	206.80
STLUCIE-Equities Sawgrass	04316A108	ARTISAN PARTNERS ASSET MGMT CL A ORD	NA	NA	8.00	10/01/2021	---	401.92	0.00	0.00	(146.08)	255.84	255.84
STLUCIE-Equities Sawgrass	302081104	EXLSERVICE HOLDINGS ORD	NA	NA	8.00	11/07/2022	---	1,414.95	0.00	0.00	(120.31)	1,294.64	1,294.64
STLUCIE-Equities Sawgrass	19247A100	COHEN & STEERS ORD	NA	NA	9.00	02/28/2020	---	650.79	0.00	0.00	(75.15)	575.64	575.64
STLUCIE-Equities Sawgrass	29977A105	EVERCORE CL A ORD	NA	NA	9.00	02/28/2020	---	640.16	0.00	0.00	398.26	1,038.42	1,038.42
STLUCIE-Equities Sawgrass	466313103	JABIL ORD	NA	NA	9.00	03/31/2020	---	212.58	0.00	0.00	580.86	793.44	793.44
STLUCIE-Equities Sawgrass	60783X104	MODIVCARE ORD	NA	NA	9.00	02/28/2020	---	608.50	0.00	0.00	148.22	756.72	756.72
STLUCIE-Equities Sawgrass	127190304	CACI INTERNATIONAL CL A ORD	NA	NA	9.00	01/27/2021	---	2,288.43	0.00	0.00	378.09	2,666.52	2,666.52
STLUCIE-Equities Sawgrass	201723103	COMMERCIAL METALS ORD	NA	NA	9.00	02/01/2021	---	179.96	1.44	0.00	260.14	440.10	440.10
STLUCIE-Equities Sawgrass	78648T100	SAFETY INSURANCE GROUP ORD	NA	NA	9.00	02/01/2021	---	672.93	0.00	0.00	(2.25)	670.68	670.68
STLUCIE-Equities Sawgrass	817565104	SERVICE CORPORATION INTERNATIONL ORD	NA	NA	9.00	03/31/2021	---	462.60	0.00	0.00	156.42	619.02	619.02
STLUCIE-Equities Sawgrass	314211103	FEDERATED HERMES CL B ORD	NA	NA	9.00	03/31/2021	---	281.03	0.00	0.00	80.23	361.26	361.26
STLUCIE-Equities Sawgrass	466313103	JABIL ORD	NA	NA	9.00	03/31/2021	---	461.57	0.00	0.00	331.87	793.44	793.44
STLUCIE-Equities Sawgrass	466313103	JABIL ORD	NA	NA	9.00	06/30/2021	---	525.24	0.00	0.00	268.20	793.44	793.44
STLUCIE-Equities Sawgrass	G02602103	AMDOCS ORD	NA	NA	9.00	06/30/2021	---	704.43	3.92	0.00	159.84	864.27	864.27
STLUCIE-Equities Sawgrass	743312100	PROGRESS SOFTWARE ORD	NA	NA	9.00	10/01/2021	---	444.60	0.00	0.00	72.45	517.05	517.05
STLUCIE-Equities Sawgrass	29261A100	ENCOMPASS HEALTH ORD	NA	NA	9.00	02/28/2020	---	554.51	1.35	0.00	(67.61)	486.90	486.90
STLUCIE-Equities Sawgrass	068463108	BARRETT BUSINESS SERVICES ORD	NA	NA	9.00	12/05/2022	---	891.18	0.00	0.00	(93.42)	797.76	797.76
STLUCIE-Equities Sawgrass	22160K105	COSTCO WHOLESALE ORD	NA	NA	9.00	12/13/2022	---	4,405.51	0.00	0.00	66.32	4,471.83	4,471.83
STLUCIE-Equities Sawgrass	03820C105	APPLIED INDUSTRIAL TECHNOLOGIES ORD	NA	NA	9.00	03/07/2023	---	1,294.92	0.00	0.00	(15.75)	1,279.17	1,279.17
STLUCIE-Equities Sawgrass	03940R107	ARCH RESOURCES CL A ORD	NA	NA	9.00	03/07/2023	---	1,495.80	0.00	0.00	(312.66)	1,183.14	1,183.14
STLUCIE-Equities Sawgrass	447462102	HURON CONSULTING GROUP ORD	NA	NA	9.00	03/31/2023	---	719.46	0.00	0.00	3.87	723.33	723.33
STLUCIE-Equities Sawgrass	635906100	NATIONAL HEALTHCARE ORD	NA	NA	10.00	02/28/2020	---	757.50	5.70	0.00	(176.80)	580.70	580.70
STLUCIE-Equities Sawgrass	371901109	GENTEX ORD	NA	NA	10.00	03/31/2020	---	216.37	0.00	0.00	63.93	280.30	280.30
STLUCIE-Equities Sawgrass	49714P108	KINSALE CAPITAL GROUP ORD	NA	NA	10.00	07/21/2020	---	1,622.47	0.00	0.00	1,379.03	3,001.50	3,001.50
STLUCIE-Equities Sawgrass	343498101	FLOWERS FOODS ORD	NA	NA	10.00	12/31/2020	---	229.70	0.00	0.00	44.40	274.10	274.10
STLUCIE-Equities Sawgrass	981475106	WORLD FUEL SERVICES ORD	NA	NA	10.00	02/01/2021	---	320.90	0.00	0.00	(65.40)	255.50	255.50
STLUCIE-Equities Sawgrass	78463M107	SPS COMMERCE ORD	NA	NA	10.00	02/26/2021	---	1,051.36	0.00	0.00	471.64	1,523.00	1,523.00
STLUCIE-Equities Sawgrass	703395103	PATTERSON COMPANIES ORD	NA	NA	10.00	03/31/2021	---	325.68	0.00	0.00	(57.98)	267.70	267.70
STLUCIE-Equities Sawgrass	460690100	INTERPUBLIC GROUP OF COMPANIES ORD	NA	NA	10.00	03/31/2021	---	284.85	0.00	0.00	87.55	372.40	372.40
STLUCIE-Equities Sawgrass	78463M107	SPS COMMERCE ORD	NA	NA	10.00	03/31/2021	---	1,001.60	0.00	0.00	521.40	1,523.00	1,523.00
STLUCIE-Equities Sawgrass	635906100	NATIONAL HEALTHCARE ORD	NA	NA	10.00	06/30/2021	---	698.20	5.70	0.00	(117.50)	580.70	580.70
STLUCIE-Equities Sawgrass	30212W100	EXP WORLD HOLDINGS ORD	NA	NA	10.00	10/01/2021	---	430.08	0.00	0.00	(303.18)	126.90	126.90
STLUCIE-Equities Sawgrass	858119100	STEEL DYNAMICS ORD	NA	NA	10.00	12/30/2021	---	617.15	4.25	0.00	513.45	1,130.60	1,130.60
STLUCIE-Equities Sawgrass	882681109	TEXAS ROADHOUSE ORD	NA	NA	10.00	03/31/2023	---	1,082.23	0.00	0.00	(1.63)	1,080.60	1,080.60
STLUCIE-Equities Sawgrass	199908104	COMFORT SYSTEMS USA ORD	NA	NA	10.00	03/31/2023	---	1,448.30	0.00	0.00	11.30	1,459.60	1,459.60
STLUCIE-Equities Sawgrass	703395103	PATTERSON COMPANIES ORD	NA	NA	11.00	03/31/2020	---	181.53	0.00	0.00	112.94	294.47	294.47
STLUCIE-Equities Sawgrass	303075105	FACTSET RESEARCH SYSTEMS ORD	NA	NA	11.00	04/30/2020	---	3,057.39	0.00	0.00	1,508.60	4,565.99	4,565.99
STLUCIE-Equities Sawgrass	388689101	GRAPHIC PACKAGING HOLDING ORD	NA	NA	11.00	07/01/2020	---	151.80	1.10	0.00	128.59	280.39	280.39
STLUCIE-Equities Sawgrass	827048109	SILGAN HOLDINGS ORD	NA	NA	11.00	12/31/2020	---	403.68	0.00	0.00	186.69	590.37	590.37
STLUCIE-Equities Sawgrass	466313103	JABIL ORD	NA	NA	11.00	02/01/2021	---	460.35	0.00	0.00	509.41	969.76	969.76
STLUCIE-Equities Sawgrass	023436108	AMEDISYS ORD	NA	NA	11.00	03/16/2021	---	2,901.03	0.00	0.00	(2,091.98)	809.05	809.05
STLUCIE-Equities Sawgrass	637372202	NATIONAL RESEARCH ORD	NA	NA	11.00	06/30/2021	---	514.25	1.32	0.00	(35.64)	478.61	478.61



**ST. LUCIE COUNTY BOARD OF COUNTY COMMISSIONERS  
INVESTMENT PORTFOLIO  
AS OF MARCH 31, 2023**

Account	Identifier	Description	S&P	Moody's	Current Units	Settle Date	Final Maturity	Book Value	Interest Due	Accrued Balance	Net Unrealized		Market Value +	
			Rating	Rating							Gain/Loss	Market Value	Accrued	
STLUCIE-Equities Sawgrass	740444104	PREFORMED LINE PRODUCTS ORD	NA	NA	11.00	10/01/2021	---	735.90	2.20	0.00	672.54	1,408.44	1,408.44	
STLUCIE-Equities Sawgrass	410867105	HANOVER INSURANCE GROUP ORD	NA	NA	11.00	09/28/2022	---	1,410.97	0.00	0.00	2.53	1,413.50	1,413.50	
STLUCIE-Equities Sawgrass	92839U206	VISTEON ORD	NA	NA	11.00	11/07/2022	---	1,444.61	0.00	0.00	280.52	1,725.13	1,725.13	
STLUCIE-Equities Sawgrass	221006109	CORVEL ORD	NA	NA	12.00	02/28/2020	---	893.47	0.00	0.00	1,389.89	2,283.36	2,283.36	
STLUCIE-Equities Sawgrass	410867105	HANOVER INSURANCE GROUP ORD	NA	NA	12.00	02/28/2020	---	1,574.37	0.00	0.00	(32.37)	1,542.00	1,542.00	
STLUCIE-Equities Sawgrass	981475106	WORLD FUEL SERVICES ORD	NA	NA	12.00	09/29/2020	---	256.50	0.00	0.00	50.10	306.60	306.60	
STLUCIE-Equities Sawgrass	801056102	SANMINA ORD	NA	NA	12.00	03/31/2021	---	494.10	0.00	0.00	237.78	731.88	731.88	
STLUCIE-Equities Sawgrass	566324109	MARCUS & MILLICHAP INC. ORD	NA	NA	12.00	03/31/2021	---	398.86	3.00	0.00	(13.54)	385.32	385.32	
STLUCIE-Equities Sawgrass	039653100	ARCOSA ORD	NA	NA	12.00	05/10/2021	---	775.95	0.00	0.00	(18.63)	757.32	757.32	
STLUCIE-Equities Sawgrass	860372101	STEWART INFO SVC ORD	NA	NA	12.00	06/30/2021	---	670.08	0.00	0.00	(185.88)	484.20	484.20	
STLUCIE-Equities Sawgrass	30212W100	EXP WORLD HOLDINGS ORD	NA	NA	12.00	06/30/2021	---	479.28	0.00	0.00	(327.00)	152.28	152.28	
STLUCIE-Equities Sawgrass	055501101	BJS WHOLESALE CLUB HOLD ORD	NA	NA	12.00	10/01/2021	---	690.30	0.00	0.00	222.54	912.84	912.84	
STLUCIE-Equities Sawgrass	006739106	ADDUS HOMECARE ORD	NA	NA	12.00	10/01/2021	---	996.72	0.00	0.00	284.40	1,281.12	1,281.12	
STLUCIE-Equities Sawgrass	00724F101	ADOBE ORD	NA	NA	12.00	08/17/2022	---	5,341.32	0.00	0.00	(716.88)	4,624.44	4,624.44	
STLUCIE-Equities Sawgrass	92839U206	VISTEON ORD	NA	NA	12.00	09/22/2022	---	1,552.02	0.00	0.00	329.94	1,881.96	1,881.96	
STLUCIE-Equities Sawgrass	29358P101	ENSGN GROUP ORD	NA	NA	12.00	11/07/2022	---	1,081.06	0.69	0.00	65.42	1,146.48	1,146.48	
STLUCIE-Equities Sawgrass	461202103	INTUIT ORD	NA	NA	12.00	02/21/2023	---	4,930.26	0.00	0.00	419.70	5,349.96	5,349.96	
STLUCIE-Equities Sawgrass	N72482123	QIAGEN ORD	NA	NA	13.00	03/31/2020	---	525.85	0.00	0.00	71.24	597.09	597.09	
STLUCIE-Equities Sawgrass	637372202	NATIONAL RESEARCH ORD	NA	NA	13.00	11/19/2020	---	733.70	1.56	0.00	(168.07)	565.63	565.63	
STLUCIE-Equities Sawgrass	410867105	HANOVER INSURANCE GROUP ORD	NA	NA	13.00	01/27/2021	---	1,515.54	0.00	0.00	154.96	1,670.50	1,670.50	
STLUCIE-Equities Sawgrass	126349109	CSG SYSTEMS INTERNATIONAL ORD	NA	NA	13.00	03/31/2021	---	623.03	0.00	0.00	75.07	698.10	698.10	
STLUCIE-Equities Sawgrass	302081104	EXLSERVICE HOLDINGS ORD	NA	NA	13.00	06/13/2022	---	1,916.93	0.00	0.00	186.86	2,103.79	2,103.79	
STLUCIE-Equities Sawgrass	302081104	EXLSERVICE HOLDINGS ORD	NA	NA	13.00	07/12/2022	---	1,992.31	0.00	0.00	111.48	2,103.79	2,103.79	
STLUCIE-Equities Sawgrass	G0176J109	ALLEGION ORD	NA	NA	13.00	09/28/2022	---	1,178.35	0.00	0.00	209.14	1,387.49	1,387.49	
STLUCIE-Equities Sawgrass	78409V104	S&P GLOBAL ORD	NA	NA	13.00	02/21/2023	---	4,665.25	0.00	0.00	(183.24)	4,482.01	4,482.01	
STLUCIE-Equities Sawgrass	00724F101	ADOBE ORD	NA	NA	13.00	02/21/2023	---	4,787.97	0.00	0.00	221.84	5,009.81	5,009.81	
STLUCIE-Equities Sawgrass	827048109	SILGAN HOLDINGS ORD	NA	NA	13.00	03/31/2023	---	681.01	0.00	0.00	16.70	697.71	697.71	
STLUCIE-Equities Sawgrass	042735100	ARROW ELECTRONICS ORD	NA	NA	14.00	02/28/2020	---	1,002.77	0.00	0.00	745.41	1,748.18	1,748.18	
STLUCIE-Equities Sawgrass	466313103	JABIL ORD	NA	NA	14.00	02/28/2020	---	487.47	0.00	0.00	746.77	1,234.24	1,234.24	
STLUCIE-Equities Sawgrass	981475106	WORLD FUEL SERVICES ORD	NA	NA	14.00	02/28/2020	---	434.70	0.00	0.00	(77.00)	357.70	357.70	
STLUCIE-Equities Sawgrass	861896108	STONEX GROUP ORD	NA	NA	14.00	02/28/2020	---	634.38	0.00	0.00	815.05	1,449.42	1,449.42	
STLUCIE-Equities Sawgrass	388689101	GRAPHIC PACKAGING HOLDING ORD	NA	NA	14.00	12/31/2020	---	235.06	1.40	0.00	121.80	356.86	356.86	
STLUCIE-Equities Sawgrass	388689101	GRAPHIC PACKAGING HOLDING ORD	NA	NA	14.00	03/31/2021	---	258.37	1.40	0.00	98.49	356.86	356.86	
STLUCIE-Equities Sawgrass	126349109	CSG SYSTEMS INTERNATIONAL ORD	NA	NA	14.00	06/30/2021	---	657.16	0.00	0.00	94.64	751.80	751.80	
STLUCIE-Equities Sawgrass	784117103	SEI INVESTMENTS ORD	NA	NA	14.00	06/30/2021	---	871.50	0.00	0.00	(65.80)	805.70	805.70	
STLUCIE-Equities Sawgrass	882681109	TEXAS ROADHOUSE ORD	NA	NA	14.00	11/07/2022	---	1,381.51	0.00	0.00	131.33	1,512.84	1,512.84	
STLUCIE-Equities Sawgrass	29261A100	ENCOMPASS HEALTH ORD	NA	NA	14.00	12/23/2022	---	828.66	2.10	0.00	(71.26)	757.40	757.40	
STLUCIE-Equities Sawgrass	047649108	ATKORE ORD	NA	NA	14.00	01/31/2023	---	1,783.32	0.00	0.00	183.40	1,966.72	1,966.72	
STLUCIE-Equities Sawgrass	127190304	CACI INTERNATIONAL CL A ORD	NA	NA	15.00	03/16/2021	---	3,575.25	0.00	0.00	868.95	4,444.20	4,444.20	
STLUCIE-Equities Sawgrass	303075105	FACTSET RESEARCH SYSTEMS ORD	NA	NA	15.00	03/16/2021	---	4,700.78	0.00	0.00	1,525.57	6,226.35	6,226.35	
STLUCIE-Equities Sawgrass	974250102	WINMARK ORD	NA	NA	15.00	03/16/2021	---	2,745.62	0.00	0.00	2,060.83	4,806.45	4,806.45	
STLUCIE-Equities Sawgrass	745867101	PULTEGROUP ORD	NA	NA	15.00	10/01/2021	---	721.59	2.40	0.00	152.61	874.20	874.20	
STLUCIE-Equities Sawgrass	G0176J109	ALLEGION ORD	NA	NA	15.00	12/30/2021	---	1,956.68	0.00	0.00	(355.73)	1,600.95	1,600.95	
STLUCIE-Equities Sawgrass	55305B101	M I HOMES ORD	NA	NA	15.00	03/31/2023	---	915.68	0.00	0.00	30.67	946.35	946.35	
STLUCIE-Equities Sawgrass	784117103	SEI INVESTMENTS ORD	NA	NA	16.00	02/28/2020	---	1,015.05	0.00	0.00	(94.25)	920.80	920.80	
STLUCIE-Equities Sawgrass	314211103	FEDERATED HERMES CL B ORD	NA	NA	16.00	05/29/2020	---	388.34	0.00	0.00	253.90	642.24	642.24	
STLUCIE-Equities Sawgrass	006739106	ADDUS HOMECARE ORD	NA	NA	16.00	01/27/2021	---	2,026.48	0.00	0.00	(318.32)	1,708.16	1,708.16	
STLUCIE-Equities Sawgrass	G2717B108	CUSHMAN AND WAKEFIELD ORD	NA	NA	16.00	03/31/2021	---	263.28	0.00	0.00	(94.64)	168.64	168.64	
STLUCIE-Equities Sawgrass	566324109	MARCUS & MILLICHAP INC. ORD	NA	NA	16.00	06/30/2021	---	632.10	4.00	0.00	(118.34)	513.76	513.76	
STLUCIE-Equities Sawgrass	G3922B107	GENPACT ORD	NA	NA	17.00	02/28/2020	---	713.65	0.00	0.00	72.09	785.74	785.74	
STLUCIE-Equities Sawgrass	74340E103	PROGNYN ORD	NA	NA	17.00	08/20/2020	---	496.08	0.00	0.00	49.96	546.04	546.04	
STLUCIE-Equities Sawgrass	36162J106	GEO GROUP REIT ORD	NA	NA	17.00	12/31/2020	---	154.45	0.00	0.00	(20.32)	134.13	134.13	
STLUCIE-Equities Sawgrass	78648T100	SAFETY INSURANCE GROUP ORD	NA	NA	17.00	01/27/2021	---	1,304.41	0.00	0.00	(37.57)	1,266.84	1,266.84	
STLUCIE-Equities Sawgrass	883203101	TEXTRON ORD	NA	NA	17.00	02/01/2021	---	793.56	0.34	0.00	407.15	1,200.71	1,200.71	
STLUCIE-Equities Sawgrass	55305B101	M I HOMES ORD	NA	NA	17.00	03/07/2023	---	1,025.95	0.00	0.00	46.58	1,072.53	1,072.53	
STLUCIE-Equities Sawgrass	860372101	STEWART INFO SVC ORD	NA	NA	18.00	01/27/2021	---	907.02	0.00	0.00	(180.72)	726.30	726.30	
STLUCIE-Equities Sawgrass	388689101	GRAPHIC PACKAGING HOLDING ORD	NA	NA	18.00	01/28/2021	---	306.09	1.80	0.00	152.73	458.82	458.82	
STLUCIE-Equities Sawgrass	410867105	HANOVER INSURANCE GROUP ORD	NA	NA	18.00	03/16/2021	---	2,316.87	0.00	0.00	(3.87)	2,313.00	2,313.00	
STLUCIE-Equities Sawgrass	343498101	FLOWERS FOODS ORD	NA	NA	18.00	03/31/2021	---	437.67	0.00	0.00	55.71	493.38	493.38	
STLUCIE-Equities Sawgrass	N72482123	QIAGEN ORD	NA	NA	18.00	06/30/2021	---	885.60	0.00	0.00	(58.86)	826.74	826.74	
STLUCIE-Equities Sawgrass	31847R102	FIRST AMERICAN FINANCIAL ORD	NA	NA	18.00	09/28/2022	---	816.36	0.00	0.00	185.52	1,001.88	1,001.88	
STLUCIE-Equities Sawgrass	78648T100	SAFETY INSURANCE GROUP ORD	NA	NA	18.00	09/28/2022	---	1,474.02	0.00	0.00	(132.66)	1,341.36	1,341.36	
STLUCIE-Equities Sawgrass	199908104	COMFORT SYSTEMS USA ORD	NA	NA	18.00	01/31/2023	---	2,150.82	0.00	0.00	476.46	2,627.28	2,627.28	
STLUCIE-Equities Sawgrass	006739106	ADDUS HOMECARE ORD	NA	NA	18.00	01/31/2023	---	1,929.40	0.00	0.00	(7.72)	1,921.68	1,921.68	
STLUCIE-Equities Sawgrass	26969P108	EAGLE MATERIALS ORD	NA	NA	18.00	03/31/2023	---	2,597.01	0.00	0.00	44.49	2,641.50	2,641.50	
STLUCIE-Equities Sawgrass	124805102	CBIZ ORD	NA	NA	19.00	02/28/2020	---	502.93	0.00	0.00	437.38	940.31	940.31	
STLUCIE-Equities Sawgrass	566324109	MARCUS & MILLICHAP INC. ORD	NA	NA	19.00	02/28/2020	---	648.96	4.75	0.00	(38.87)	610.09	610.09	
STLUCIE-Equities Sawgrass	883203101	TEXTRON ORD	NA	NA	19.00	12/31/2020	---	898.00	0.38	0.00	443.97	1,341.97	1,341.97	

**ST. LUCIE COUNTY BOARD OF COUNTY COMMISSIONERS  
INVESTMENT PORTFOLIO  
AS OF MARCH 31, 2023**

Account	Identifier	Description	S&P Rating	Moody's Rating	Current Units	Settle Date	Final Maturity	Book Value	Interest Due	Accrued Balance	Net Unrealized Gain/Loss	Market Value	Market Value + Accrued
STLUCIE-Equities Sawgrass	29977A105	EVERCORE CL A ORD	NA	NA	19.00	01/27/2021	---	2,166.38	0.00	0.00	25.84	2,192.22	2,192.22
STLUCIE-Equities Sawgrass	60783X104	MODIVCARE ORD	NA	NA	19.00	01/27/2021	---	3,162.98	0.00	0.00	(1,565.46)	1,597.52	1,597.52
STLUCIE-Equities Sawgrass	635906100	NATIONAL HEALTHCARE ORD	NA	NA	19.00	01/27/2021	---	1,301.82	10.83	0.00	(198.49)	1,103.33	1,103.33
STLUCIE-Equities Sawgrass	031652100	AMKOR TECHNOLOGY ORD	NA	NA	19.00	03/16/2021	---	424.09	0.00	0.00	70.29	494.38	494.38
STLUCIE-Equities Sawgrass	031652100	AMKOR TECHNOLOGY ORD	NA	NA	19.00	03/31/2021	---	421.52	0.00	0.00	72.86	494.38	494.38
STLUCIE-Equities Sawgrass	637372202	NATIONAL RESEARCH ORD	NA	NA	19.00	03/31/2021	---	871.72	2.28	0.00	(45.03)	826.69	826.69
STLUCIE-Equities Sawgrass	29261A100	ENCOMPASS HEALTH ORD	NA	NA	19.00	01/27/2021	---	1,323.51	2.85	0.00	(295.61)	1,027.90	1,027.90
STLUCIE-Equities Sawgrass	35138V102	FOX FACTORY HOLDING ORD	NA	NA	19.00	03/31/2023	---	2,282.78	0.00	0.00	23.25	2,306.03	2,306.03
STLUCIE-Equities Sawgrass	388689101	GRAPHIC PACKAGING HOLDING ORD	NA	NA	20.00	02/28/2020	---	274.94	2.00	0.00	234.86	509.80	509.80
STLUCIE-Equities Sawgrass	49714P108	KINSALE CAPITAL GROUP ORD	NA	NA	20.00	05/07/2020	---	2,573.31	0.00	0.00	3,429.69	6,003.00	6,003.00
STLUCIE-Equities Sawgrass	78463M107	SPS COMMERCE ORD	NA	NA	20.00	05/19/2020	---	1,163.35	0.00	0.00	1,882.65	3,046.00	3,046.00
STLUCIE-Equities Sawgrass	58506Q109	MEDPACE HOLDINGS ORD	NA	NA	20.00	05/19/2020	---	1,666.15	0.00	0.00	2,094.85	3,761.00	3,761.00
STLUCIE-Equities Sawgrass	478160104	JOHNSON & JOHNSON ORD	NA	NA	20.00	07/28/2020	---	2,955.80	0.00	0.00	144.20	3,100.00	3,100.00
STLUCIE-Equities Sawgrass	78463M107	SPS COMMERCE ORD	NA	NA	20.00	10/14/2020	---	1,703.82	0.00	0.00	1,342.18	3,046.00	3,046.00
STLUCIE-Equities Sawgrass	126349109	CSG SYSTEMS INTERNATIONAL ORD	NA	NA	20.00	03/16/2021	---	977.70	0.00	0.00	96.30	1,074.00	1,074.00
STLUCIE-Equities Sawgrass	516544103	LANTHEUS HOLDINGS ORD	NA	NA	20.00	07/12/2022	---	1,368.00	0.00	0.00	283.20	1,651.20	1,651.20
STLUCIE-Equities Sawgrass	882681109	TEXAS ROADHOUSE ORD	NA	NA	20.00	08/22/2022	---	1,897.73	0.00	0.00	263.47	2,161.20	2,161.20
STLUCIE-Equities Sawgrass	00090Q103	ADT ORD	NA	NA	21.00	07/01/2020	---	163.06	0.74	0.00	(11.23)	151.83	151.83
STLUCIE-Equities Sawgrass	257701201	DONEGAL GROUP CL A ORD	NA	NA	21.00	12/31/2020	---	299.88	0.00	0.00	21.00	320.88	320.88
STLUCIE-Equities Sawgrass	124805102	CBIZ ORD	NA	NA	21.00	10/01/2021	---	687.44	0.00	0.00	351.85	1,039.29	1,039.29
STLUCIE-Equities Sawgrass	55616P104	MACYS ORD	NA	NA	21.00	10/01/2021	---	531.93	3.47	0.00	(164.64)	367.29	367.29
STLUCIE-Equities Sawgrass	81762P102	SERVICENOW ORD	NA	NA	21.00	10/25/2022	---	7,321.86	0.00	0.00	2,437.26	9,759.12	9,759.12
STLUCIE-Equities Sawgrass	023436108	AMEDISYS ORD	NA	NA	21.00	12/23/2022	---	1,735.89	0.00	0.00	(191.34)	1,544.55	1,544.55
STLUCIE-Equities Sawgrass	023436108	AMEDISYS ORD	NA	NA	21.00	03/31/2023	---	1,544.40	0.00	0.00	0.15	1,544.55	1,544.55
STLUCIE-Equities Sawgrass	371901109	GENTEX ORD	NA	NA	22.00	02/28/2020	---	618.97	0.00	0.00	(2.31)	616.66	616.66
STLUCIE-Equities Sawgrass	19247A100	COHEN & STEERS ORD	NA	NA	22.00	01/27/2021	---	1,595.86	0.00	0.00	(188.74)	1,407.12	1,407.12
STLUCIE-Equities Sawgrass	G02602103	AMDOCS ORD	NA	NA	23.00	02/28/2020	---	1,575.50	10.01	0.00	633.19	2,208.69	2,208.69
STLUCIE-Equities Sawgrass	221006109	CORVEL ORD	NA	NA	23.00	01/27/2021	---	2,385.84	0.00	0.00	1,990.60	4,376.44	4,376.44
STLUCIE-Equities Sawgrass	817565104	SERVICE CORPORATION INTERNATIONL ORD	NA	NA	23.00	10/01/2021	---	1,395.64	0.00	0.00	186.30	1,581.94	1,581.94
STLUCIE-Equities Sawgrass	302081104	EXLSERVICE HOLDINGS ORD	NA	NA	23.00	08/05/2022	---	3,893.14	0.00	0.00	(171.05)	3,722.09	3,722.09
STLUCIE-Equities Sawgrass	45168D104	IDEXX LABORATORIES ORD	NA	NA	23.00	08/17/2022	---	9,169.41	0.00	0.00	2,332.43	11,501.84	11,501.84
STLUCIE-Equities Sawgrass	882681109	TEXAS ROADHOUSE ORD	NA	NA	23.00	09/22/2022	---	2,083.11	0.00	0.00	402.27	2,485.38	2,485.38
STLUCIE-Equities Sawgrass	461202103	INTUIT ORD	NA	NA	23.00	02/07/2023	---	9,997.99	0.00	0.00	256.10	10,254.09	10,254.09
STLUCIE-Equities Sawgrass	461202103	INTUIT ORD	NA	NA	23.00	02/08/2023	---	9,530.86	0.00	0.00	723.23	10,254.09	10,254.09
STLUCIE-Equities Sawgrass	461202103	INTUIT ORD	NA	NA	23.00	02/07/2023	---	9,747.75	0.00	0.00	506.34	10,254.09	10,254.09
STLUCIE-Equities Sawgrass	007973100	ADVANCED ENERGY INDUSTRIES ORD	NA	NA	23.00	03/07/2023	---	2,189.23	0.00	0.00	64.77	2,254.00	2,254.00
STLUCIE-Equities Sawgrass	447462102	HURON CONSULTING GROUP ORD	NA	NA	23.00	03/07/2023	---	1,841.84	0.00	0.00	6.67	1,848.51	1,848.51
STLUCIE-Equities Sawgrass	201723103	COMMERCIAL METALS ORD	NA	NA	24.00	01/27/2021	---	512.28	3.84	0.00	661.32	1,173.60	1,173.60
STLUCIE-Equities Sawgrass	N72482123	QIAGEN ORD	NA	NA	24.00	01/27/2021	---	1,294.85	0.00	0.00	(192.53)	1,102.32	1,102.32
STLUCIE-Equities Sawgrass	006739106	ADDUS HOMECARE ORD	NA	NA	24.00	03/16/2021	---	2,468.30	0.00	0.00	93.94	2,562.24	2,562.24
STLUCIE-Equities Sawgrass	817565104	SERVICE CORPORATION INTERNATIONL ORD	NA	NA	24.00	06/30/2021	---	1,283.28	0.00	0.00	367.44	1,650.72	1,650.72
STLUCIE-Equities Sawgrass	460690100	INTERPUBLIC GROUP OF COMPANIES ORD	NA	NA	24.00	06/30/2021	---	771.66	0.00	0.00	122.16	893.76	893.76
STLUCIE-Equities Sawgrass	460690100	INTERPUBLIC GROUP OF COMPANIES ORD	NA	NA	24.00	10/01/2021	---	905.40	0.00	0.00	(11.64)	893.76	893.76
STLUCIE-Equities Sawgrass	199908104	COMFORT SYSTEMS USA ORD	NA	NA	24.00	08/05/2022	---	2,525.88	0.00	0.00	977.16	3,503.04	3,503.04
STLUCIE-Equities Sawgrass	461202103	INTUIT ORD	NA	NA	24.00	01/26/2023	---	9,669.36	0.00	0.00	1,030.56	10,699.92	10,699.92
STLUCIE-Equities Sawgrass	043436104	ASBURY AUTOMOTIVE GROUP ORD	NA	NA	24.00	01/31/2023	---	5,148.36	0.00	0.00	(108.36)	5,040.00	5,040.00
STLUCIE-Equities Sawgrass	45778Q107	INSPERITY ORD	NA	NA	24.00	03/07/2023	---	2,973.58	0.00	0.00	(56.38)	2,917.20	2,917.20
STLUCIE-Equities Sawgrass	902494103	TYSON FOODS CL A ORD	NA	NA	25.00	07/19/2019	---	1,977.75	0.00	0.00	(494.75)	1,483.00	1,483.00
STLUCIE-Equities Sawgrass	56585A102	MARATHON PETROLEUM ORD	NA	NA	25.00	07/19/2019	---	1,370.75	0.00	0.00	2,000.00	3,370.75	3,370.75
STLUCIE-Equities Sawgrass	31620R303	FIDELITY NATIONAL FINANCIAL ORD	NA	NA	25.00	07/19/2019	---	1,068.00	0.00	0.00	(194.75)	873.25	873.25
STLUCIE-Equities Sawgrass	87612E106	TARGET ORD	NA	NA	25.00	07/19/2019	---	2,196.25	0.00	0.00	1,944.50	4,140.75	4,140.75
STLUCIE-Equities Sawgrass	784117103	SEI INVESTMENTS ORD	NA	NA	25.00	12/30/2021	---	1,565.12	0.00	0.00	(126.37)	1,438.75	1,438.75
STLUCIE-Equities Sawgrass	126349109	CSG SYSTEMS INTERNATIONAL ORD	NA	NA	25.00	12/30/2021	---	1,458.50	0.00	0.00	(116.00)	1,342.50	1,342.50
STLUCIE-Equities Sawgrass	00206R102	AT&T ORD	NA	NA	25.00	07/19/2019	---	638.68	0.00	0.00	(157.43)	481.25	481.25
STLUCIE-Equities Sawgrass	405024100	HAEMONETICS ORD	NA	NA	25.00	09/22/2022	---	1,940.75	0.00	0.00	128.00	2,068.75	2,068.75
STLUCIE-Equities Sawgrass	45168D104	IDEXX LABORATORIES ORD	NA	NA	25.00	09/29/2022	---	8,386.25	0.00	0.00	4,115.75	12,502.00	12,502.00
STLUCIE-Equities Sawgrass	257701201	DONEGAL GROUP CL A ORD	NA	NA	26.00	02/28/2020	---	385.82	0.00	0.00	11.46	397.28	397.28
STLUCIE-Equities Sawgrass	343498101	FLOWERS FOODS ORD	NA	NA	26.00	02/28/2020	---	580.71	0.00	0.00	131.95	712.66	712.66
STLUCIE-Equities Sawgrass	042735100	ARROW ELECTRONICS ORD	NA	NA	26.00	01/27/2021	---	2,743.26	0.00	0.00	503.36	3,246.62	3,246.62
STLUCIE-Equities Sawgrass	74915M100	QURATE RETAIL SRS A ORD	NA	NA	26.00	03/31/2021	---	301.73	0.00	0.00	(276.05)	25.68	25.68
STLUCIE-Equities Sawgrass	05550J101	BJS WHOLESALE CLUB HOLD ORD	NA	NA	26.00	06/30/2021	---	1,215.74	0.00	0.00	762.08	1,977.82	1,977.82
STLUCIE-Equities Sawgrass	039653100	ARCOSA ORD	NA	NA	26.00	06/30/2021	---	1,541.28	0.00	0.00	99.58	1,640.86	1,640.86
STLUCIE-Equities Sawgrass	78409V104	S&P GLOBAL ORD	NA	NA	26.00	09/29/2022	---	8,223.80	0.00	0.00	740.22	8,964.02	8,964.02
STLUCIE-Equities Sawgrass	077454106	BELDEN ORD	NA	NA	26.00	12/05/2022	---	2,131.88	1.30	0.00	124.14	2,256.02	2,256.02
STLUCIE-Equities Sawgrass	00724F101	ADOBE ORD	NA	NA	26.00	02/07/2023	---	9,860.63	0.00	0.00	158.99	10,019.62	10,019.62
STLUCIE-Equities Sawgrass	56585A102	MARATHON PETROLEUM ORD	NA	NA	26.00	12/08/2016	---	1,237.01	0.00	0.00	2,349.25	3,586.26	3,586.26
STLUCIE-Equities Sawgrass	G2717B108	CUSHMAN AND WAKEFIELD ORD	NA	NA	27.00	02/28/2020	---	472.30	0.00	0.00	(187.72)	284.58	284.58
STLUCIE-Equities Sawgrass	31847R102	FIRST AMERICAN FINANCIAL ORD	NA	NA	27.00	03/12/2020	---	1,612.98	0.00	0.00	(110.16)	1,502.82	1,502.82

**ST. LUCIE COUNTY BOARD OF COUNTY COMMISSIONERS  
INVESTMENT PORTFOLIO  
AS OF MARCH 31, 2023**

Account	Identifier	Description	S&P	Moody's	Current Units	Settle Date	Final Maturity	Book Value	Interest Due	Accrued Balance	Net Unrealized		Market Value +	
			Rating	Rating							Gain/Loss	Market Value	Accrued	
STLUCIE-Equities Sawgrass	G2717B108	CUSHMAN AND WAKEFIELD ORD	NA	NA	27.00	09/29/2020	---	279.59	0.00	0.00	4.99	284.58	284.58	
STLUCIE-Equities Sawgrass	861896108	STONEX GROUP ORD	NA	NA	27.00	01/27/2021	---	1,523.61	0.00	0.00	1,271.70	2,795.31	2,795.31	
STLUCIE-Equities Sawgrass	637372202	NATIONAL RESEARCH ORD	NA	NA	27.00	01/27/2021	---	1,280.19	3.24	0.00	(105.42)	1,174.77	1,174.77	
STLUCIE-Equities Sawgrass	084670702	BERKSHIRE HATHAWAY CL B ORD	NA	NA	27.00	05/31/2022	---	8,461.26	0.00	0.00	(124.47)	8,336.79	8,336.79	
STLUCIE-Equities Sawgrass	859241101	STERLING INFRASTRUCTURE ORD	NA	NA	27.00	03/07/2023	---	1,103.22	0.00	0.00	(80.46)	1,022.76	1,022.76	
STLUCIE-Equities Sawgrass	353514102	FRANKLIN ELECTRIC ORD	NA	NA	27.00	03/07/2023	---	2,613.52	0.00	0.00	(72.82)	2,540.70	2,540.70	
STLUCIE-Equities Sawgrass	00724F101	ADOBE ORD	NA	NA	27.00	03/10/2023	---	9,337.68	0.00	0.00	1,067.31	10,404.99	10,404.99	
STLUCIE-Equities Sawgrass	59001A102	MERITAGE HOMES ORD	NA	NA	27.00	03/31/2023	---	3,112.02	0.00	0.00	40.50	3,152.52	3,152.52	
STLUCIE-Equities Sawgrass	784117103	SEI INVESTMENTS ORD	NA	NA	28.00	01/27/2021	---	1,657.60	0.00	0.00	(46.20)	1,611.40	1,611.40	
STLUCIE-Equities Sawgrass	29977A105	EVERCORE CL A ORD	NA	NA	28.00	03/16/2021	---	3,912.47	0.00	0.00	(681.83)	3,230.64	3,230.64	
STLUCIE-Equities Sawgrass	461202103	INTUIT ORD	NA	NA	28.00	12/13/2022	---	11,334.67	0.00	0.00	1,148.57	12,483.24	12,483.24	
STLUCIE-Equities Sawgrass	201723103	COMMERCIAL METALS ORD	NA	NA	28.00	01/31/2023	---	1,538.09	4.48	0.00	(168.89)	1,369.20	1,369.20	
STLUCIE-Equities Sawgrass	55405Y100	MACOM TECHNOLOGY SOLUTIONS ORD	NA	NA	28.00	01/31/2023	---	1,919.12	0.00	0.00	64.40	1,983.52	1,983.52	
STLUCIE-Equities Sawgrass	254543101	DIODES ORD	NA	NA	28.00	03/31/2023	---	2,576.99	0.00	0.00	20.29	2,597.28	2,597.28	
STLUCIE-Equities Sawgrass	58506Q109	MEDPACE HOLDINGS ORD	NA	NA	29.00	03/18/2020	---	2,094.36	0.00	0.00	3,359.09	5,453.45	5,453.45	
STLUCIE-Equities Sawgrass	48242W106	KBR ORD	NA	NA	29.00	02/28/2022	---	1,372.57	3.92	0.00	223.88	1,596.45	1,596.45	
STLUCIE-Equities Sawgrass	03940R107	ARCH RESOURCES CL A ORD	NA	NA	29.00	08/22/2022	---	4,634.49	0.00	0.00	(822.15)	3,812.34	3,812.34	
STLUCIE-Equities Sawgrass	077454106	BELDEN ORD	NA	NA	29.00	09/22/2022	---	1,874.29	1.45	0.00	642.04	2,516.33	2,516.33	
STLUCIE-Equities Sawgrass	743312100	PROGRESS SOFTWARE ORD	NA	NA	29.00	09/28/2022	---	1,201.62	0.00	0.00	464.43	1,666.05	1,666.05	
STLUCIE-Equities Sawgrass	349853101	FORWARD AIR ORD	NA	NA	29.00	12/05/2022	---	3,231.91	0.00	0.00	(106.87)	3,125.04	3,125.04	
STLUCIE-Equities Sawgrass	68404L201	OPTION CARE HEALTH ORD	NA	NA	29.00	03/07/2023	---	957.96	0.00	0.00	(36.63)	921.33	921.33	
STLUCIE-Equities Sawgrass	084670702	BERKSHIRE HATHAWAY CL B ORD	NA	NA	30.00	10/29/2018	---	6,100.80	0.00	0.00	3,162.30	9,263.10	9,263.10	
STLUCIE-Equities Sawgrass	78463M107	SPS COMMERCE ORD	NA	NA	30.00	06/29/2020	---	2,279.47	0.00	0.00	2,289.53	4,569.00	4,569.00	
STLUCIE-Equities Sawgrass	60783X104	MODIVCARE ORD	NA	NA	30.00	03/16/2021	---	4,519.25	0.00	0.00	(1,996.85)	2,522.40	2,522.40	
STLUCIE-Equities Sawgrass	04316A108	ARTISAN PARTNERS ASSET MGMT CL A ORD	NA	NA	30.00	05/28/2021	---	1,509.75	0.00	0.00	(550.35)	959.40	959.40	
STLUCIE-Equities Sawgrass	002121101	A10 NETWORKS ORD	NA	NA	30.00	11/09/2021	---	510.69	0.00	0.00	(45.99)	464.70	464.70	
STLUCIE-Equities Sawgrass	398905109	GROUP 1 AUTOMOTIVE ORD	NA	NA	30.00	12/14/2021	---	6,057.25	0.00	0.00	735.35	6,792.60	6,792.60	
STLUCIE-Equities Sawgrass	902681105	UGI ORD	NA	NA	30.00	12/30/2021	---	1,377.34	10.80	0.00	(334.54)	1,042.80	1,042.80	
STLUCIE-Equities Sawgrass	29261A100	ENCOMPASS HEALTH ORD	NA	NA	30.00	03/16/2021	---	1,905.36	4.50	0.00	(282.36)	1,623.00	1,623.00	
STLUCIE-Equities Sawgrass	29358P101	ENSIGN GROUP ORD	NA	NA	30.00	08/05/2022	---	2,625.29	1.72	0.00	240.91	2,866.20	2,866.20	
STLUCIE-Equities Sawgrass	571748102	MARSH & MCLENNAN ORD	NA	NA	30.00	12/07/2022	---	5,152.85	0.00	0.00	(156.35)	4,996.50	4,996.50	
STLUCIE-Equities Sawgrass	882508104	TEXAS INSTRUMENTS ORD	NA	NA	30.00	12/13/2022	---	5,291.35	0.00	0.00	288.95	5,580.30	5,580.30	
STLUCIE-Equities Sawgrass	49338L103	KEYSIGHT TECHNOLOGIES ORD	NA	NA	30.00	02/28/2023	---	4,682.10	0.00	0.00	162.30	4,844.40	4,844.40	
STLUCIE-Equities Sawgrass	743312100	PROGRESS SOFTWARE ORD	NA	NA	30.00	03/07/2023	---	1,761.96	0.00	0.00	(38.46)	1,723.50	1,723.50	
STLUCIE-Equities Sawgrass	G3922B107	GENPACT ORD	NA	NA	31.00	01/27/2021	---	1,283.40	0.00	0.00	149.42	1,432.82	1,432.82	
STLUCIE-Equities Sawgrass	981475106	WORLD FUEL SERVICES ORD	NA	NA	31.00	10/01/2021	---	1,038.87	0.00	0.00	(246.82)	792.05	792.05	
STLUCIE-Equities Sawgrass	231561101	CURTISS WRIGHT ORD	NA	NA	31.00	03/31/2022	---	4,762.69	5.89	0.00	701.37	5,464.06	5,464.06	
STLUCIE-Equities Sawgrass	81762P102	SERVICENOW ORD	NA	NA	31.00	01/25/2023	---	13,760.06	0.00	0.00	646.26	14,406.32	14,406.32	
STLUCIE-Equities Sawgrass	703395103	PATTERSON COMPANIES ORD	NA	NA	32.00	03/16/2020	---	622.88	0.00	0.00	233.76	856.64	856.64	
STLUCIE-Equities Sawgrass	388689101	GRAPHIC PACKAGING HOLDING ORD	NA	NA	32.00	02/01/2021	---	516.64	3.20	0.00	299.04	815.68	815.68	
STLUCIE-Equities Sawgrass	615369105	MOODY'S ORD	NA	NA	32.00	02/21/2023	---	9,686.56	0.00	0.00	106.08	9,792.64	9,792.64	
STLUCIE-Equities Sawgrass	615369105	MOODY'S ORD	NA	NA	32.00	02/28/2023	---	9,173.28	0.00	0.00	619.36	9,792.64	9,792.64	
STLUCIE-Equities Sawgrass	81762P102	SERVICENOW ORD	NA	NA	32.00	03/10/2023	---	14,287.36	0.00	0.00	583.68	14,871.04	14,871.04	
STLUCIE-Equities Sawgrass	478160104	JOHNSON & JOHNSON ORD	NA	NA	33.00	02/23/2017	---	3,908.03	0.00	0.00	1,206.97	5,115.00	5,115.00	
STLUCIE-Equities Sawgrass	55616P104	MACYS ORD	NA	NA	33.00	03/31/2021	---	527.08	5.46	0.00	50.09	577.17	577.17	
STLUCIE-Equities Sawgrass	371901109	GENTEX ORD	NA	NA	33.00	06/30/2021	---	1,091.18	0.00	0.00	(166.19)	924.99	924.99	
STLUCIE-Equities Sawgrass	911922102	UNITED STATES LIME AND MINERALS ORD	NA	NA	33.00	12/23/2022	---	4,752.66	0.00	0.00	286.11	5,038.77	5,038.77	
STLUCIE-Equities Sawgrass	74340E103	PROGYNY ORD	NA	NA	33.00	12/23/2022	---	1,044.12	0.00	0.00	15.84	1,059.96	1,059.96	
STLUCIE-Equities Sawgrass	92345Y106	VERISK ANALYTICS ORD	NA	NA	33.00	02/21/2023	---	5,822.94	0.00	0.00	508.44	6,331.38	6,331.38	
STLUCIE-Equities Sawgrass	981811102	WORTHINGTON INDS ORD	NA	NA	33.00	03/31/2023	---	2,104.91	0.00	0.00	28.54	2,133.45	2,133.45	
STLUCIE-Equities Sawgrass	053807103	AVNET ORD	NA	NA	34.00	02/28/2020	---	1,108.57	0.00	0.00	428.23	1,536.80	1,536.80	
STLUCIE-Equities Sawgrass	48020Q107	JONES LANG LASALLE ORD	NA	NA	34.00	03/16/2021	---	5,954.76	0.00	0.00	(1,008.10)	4,946.66	4,946.66	
STLUCIE-Equities Sawgrass	19247A100	COHEN & STEERS ORD	NA	NA	34.00	03/16/2021	---	2,295.25	0.00	0.00	(120.61)	2,174.64	2,174.64	
STLUCIE-Equities Sawgrass	624756102	MUELLER INDUSTRIES ORD	NA	NA	34.00	03/31/2022	---	1,989.68	0.00	0.00	508.64	2,498.32	2,498.32	
STLUCIE-Equities Sawgrass	872540109	TJX ORD	NA	NA	34.00	06/27/2022	---	1,925.26	0.00	0.00	738.98	2,664.24	2,664.24	
STLUCIE-Equities Sawgrass	047649108	ATKORE ORD	NA	NA	34.00	12/05/2022	---	4,279.98	0.00	0.00	496.34	4,776.32	4,776.32	
STLUCIE-Equities Sawgrass	363576109	ARTHUR J GALLAGHER ORD	NA	NA	35.00	10/29/2018	---	2,570.40	0.00	0.00	4,125.45	6,695.85	6,695.85	
STLUCIE-Equities Sawgrass	221006109	CORVEL ORD	NA	NA	35.00	03/16/2021	---	3,730.39	0.00	0.00	2,929.41	6,659.80	6,659.80	
STLUCIE-Equities Sawgrass	635906100	NATIONAL HEALTHCARE ORD	NA	NA	35.00	03/16/2021	---	2,674.99	19.95	0.00	(642.54)	2,032.45	2,032.45	
STLUCIE-Equities Sawgrass	78648T100	SAFETY INSURANCE GROUP ORD	NA	NA	35.00	03/16/2021	---	2,987.81	0.00	0.00	(379.61)	2,608.20	2,608.20	
STLUCIE-Equities Sawgrass	257701201	DONEGAL GROUP CL A ORD	NA	NA	35.00	03/31/2021	---	530.02	0.00	0.00	4.78	534.80	534.80	
STLUCIE-Equities Sawgrass	388689101	GRAPHIC PACKAGING HOLDING ORD	NA	NA	35.00	06/30/2021	---	634.78	3.50	0.00	257.37	892.15	892.15	
STLUCIE-Equities Sawgrass	30212W100	EXP WORLD HOLDINGS ORD	NA	NA	35.00	12/30/2021	---	1,215.01	0.00	0.00	(770.86)	444.15	444.15	
STLUCIE-Equities Sawgrass	883203101	TEXTRON ORD	NA	NA	35.00	09/28/2022	---	2,050.55	0.70	0.00	421.50	2,472.05	2,472.05	
STLUCIE-Equities Sawgrass	974637100	WINNEBAGO INDS ORD	NA	NA	35.00	03/07/2023	---	2,251.73	0.00	0.00	(232.23)	2,019.50	2,019.50	
STLUCIE-Equities Sawgrass	00724F101	ADOBE ORD	NA	NA	35.00	03/10/2023	---	12,138.09	0.00	0.00	1,349.86	13,487.95	13,487.95	
STLUCIE-Equities Sawgrass	74340E103	PROGYNY ORD	NA	NA	36.00	01/27/2021	---	1,721.88	0.00	0.00	(565.56)	1,156.32	1,156.32	
STLUCIE-Equities Sawgrass	N72482123	QIAGEN ORD	NA	NA	36.00	03/16/2021	---	1,718.46	0.00	0.00	(64.98)	1,653.48	1,653.48	



**ST. LUCIE COUNTY BOARD OF COUNTY COMMISSIONERS  
INVESTMENT PORTFOLIO  
AS OF MARCH 31, 2023**

Account	Identifier	Description	S&P	Moody's	Current Units	Settle Date	Final Maturity	Book Value	Interest Due	Accrued	Net Unrealized	Market Value +	
			Rating	Rating						Balance	Gain/Loss	Market Value	Accrued
STLUCIE-Equities Sawgrass	N72482123	QIAGEN ORD	NA	NA	36.00	03/31/2021	---	1,743.98	0.00	0.00	(90.50)	1,653.48	1,653.48
STLUCIE-Equities Sawgrass	03820C105	APPLIED INDUSTRIAL TECHNOLOGIES ORD	NA	NA	36.00	11/07/2022	---	4,517.56	0.00	0.00	599.12	5,116.68	5,116.68
STLUCIE-Equities Sawgrass	589889104	MERIT MEDICAL SYSTEMS ORD	NA	NA	37.00	06/02/2020	---	1,605.25	0.00	0.00	1,130.90	2,736.15	2,736.15
STLUCIE-Equities Sawgrass	817565104	SERVICE CORPORATION INTERNATIONL ORD	NA	NA	37.00	01/27/2021	---	1,916.42	0.00	0.00	628.44	2,544.86	2,544.86
STLUCIE-Equities Sawgrass	29358P101	ENSGIN GROUP ORD	NA	NA	37.00	02/25/2021	---	3,059.05	2.13	0.00	475.93	3,534.98	3,534.98
STLUCIE-Equities Sawgrass	594918104	MICROSOFT ORD	NA	NA	37.00	12/13/2022	---	9,120.45	0.00	0.00	1,546.65	10,667.10	10,667.10
STLUCIE-Equities Sawgrass	235851102	DANAHER ORD	NA	NA	37.00	02/08/2023	---	9,719.86	9.99	0.00	(394.38)	9,325.48	9,325.48
STLUCIE-Equities Sawgrass	81762P102	SERVICENOW ORD	NA	NA	37.00	03/10/2023	---	16,590.97	0.00	0.00	603.67	17,194.64	17,194.64
STLUCIE-Equities Sawgrass	G02602103	AMDOCS ORD	NA	NA	38.00	01/27/2021	---	2,687.74	16.53	0.00	961.40	3,649.14	3,649.14
STLUCIE-Equities Sawgrass	042735100	ARROW ELECTRONICS ORD	NA	NA	38.00	03/16/2021	---	3,950.57	0.00	0.00	794.49	4,745.06	4,745.06
STLUCIE-Equities Sawgrass	G0176J109	ALLEGION ORD	NA	NA	38.00	06/30/2021	---	5,282.35	0.00	0.00	(1,226.61)	4,055.74	4,055.74
STLUCIE-Equities Sawgrass	371901109	GENTEX ORD	NA	NA	38.00	10/01/2021	---	1,261.60	0.00	0.00	(196.46)	1,065.14	1,065.14
STLUCIE-Equities Sawgrass	580135101	MCDONALD'S ORD	NA	NA	38.00	06/14/2022	---	9,076.90	0.00	0.00	1,548.28	10,625.18	10,625.18
STLUCIE-Equities Sawgrass	12503M108	CBOE GLOBAL MARKETS ORD	NA	NA	38.00	03/31/2023	---	5,029.30	0.00	0.00	71.82	5,101.12	5,101.12
STLUCIE-Equities Sawgrass	883203101	TEXTRON ORD	NA	NA	39.00	01/27/2021	---	1,944.74	0.00	0.00	809.83	2,754.57	2,754.57
STLUCIE-Equities Sawgrass	084670702	BERKSHIRE HATHAWAY CL B ORD	NA	NA	39.00	05/24/2022	---	11,788.14	0.00	0.00	253.89	12,042.03	12,042.03
STLUCIE-Equities Sawgrass	124805102	CBIZ ORD	NA	NA	39.00	09/22/2022	---	1,773.06	0.00	0.00	157.05	1,930.11	1,930.11
STLUCIE-Equities Sawgrass	00287Y109	ABBVIE ORD	NA	NA	39.00	09/23/2022	---	5,565.61	0.00	0.00	649.82	6,215.43	6,215.43
STLUCIE-Equities Sawgrass	827048109	SILGAN HOLDINGS ORD	NA	NA	40.00	09/18/2020	---	1,489.40	0.00	0.00	657.40	2,146.80	2,146.80
STLUCIE-Equities Sawgrass	05550J101	BJS WHOLESALE CLUB HOLD ORD	NA	NA	40.00	01/27/2021	---	1,726.76	0.00	0.00	1,316.04	3,042.80	3,042.80
STLUCIE-Equities Sawgrass	314211103	FEDERATED HERMES CL B ORD	NA	NA	40.00	02/01/2021	---	1,178.58	0.00	0.00	427.02	1,605.60	1,605.60
STLUCIE-Equities Sawgrass	031652100	AMKOR TECHNOLOGY ORD	NA	NA	40.00	05/10/2021	---	784.35	0.00	0.00	256.45	1,040.80	1,040.80
STLUCIE-Equities Sawgrass	05550J101	BJS WHOLESALE CLUB HOLD ORD	NA	NA	40.00	12/14/2021	---	2,655.40	0.00	0.00	387.40	3,042.80	3,042.80
STLUCIE-Equities Sawgrass	92345Y106	VERISK ANALYTICS ORD	NA	NA	40.00	08/17/2022	---	8,116.40	0.00	0.00	(442.00)	7,674.40	7,674.40
STLUCIE-Equities Sawgrass	006739106	ADDUS HOMECARE ORD	NA	NA	40.00	11/07/2022	---	4,353.00	0.00	0.00	(82.60)	4,270.40	4,270.40
STLUCIE-Equities Sawgrass	594918104	MICROSOFT ORD	NA	NA	40.00	01/12/2023	---	9,201.60	0.00	0.00	2,330.40	11,532.00	11,532.00
STLUCIE-Equities Sawgrass	01973R101	ALLISON TRANSMISSION HOLDINGS ORD	NA	NA	40.00	01/31/2023	---	1,778.00	0.00	0.00	31.60	1,809.60	1,809.60
STLUCIE-Equities Sawgrass	388689101	GRAPHIC PACKAGING HOLDING ORD	NA	NA	41.00	09/29/2020	---	568.74	4.10	0.00	476.35	1,045.09	1,045.09
STLUCIE-Equities Sawgrass	09247X101	BLACKROCK ORD	NA	NA	42.00	12/08/2016	---	15,789.41	0.00	0.00	12,313.63	28,103.04	28,103.04
STLUCIE-Equities Sawgrass	801056102	SANMINA ORD	NA	NA	42.00	02/28/2020	---	1,143.24	0.00	0.00	1,418.34	2,561.58	2,561.58
STLUCIE-Equities Sawgrass	31847R102	FIRST AMERICAN FINANCIAL ORD	NA	NA	42.00	01/27/2021	---	2,312.52	0.00	0.00	25.20	2,337.72	2,337.72
STLUCIE-Equities Sawgrass	49271V100	KEURIG DR PEPPER ORD	NA	NA	42.00	07/18/2022	---	1,521.18	8.40	0.00	(39.42)	1,481.76	1,481.76
STLUCIE-Equities Sawgrass	461202103	INTUIT ORD	NA	NA	42.00	08/17/2022	---	20,380.08	0.00	0.00	(1,655.22)	18,724.86	18,724.86
STLUCIE-Equities Sawgrass	827048109	SILGAN HOLDINGS ORD	NA	NA	42.00	01/31/2023	---	2,214.24	0.00	0.00	39.90	2,254.14	2,254.14
STLUCIE-Equities Sawgrass	566324109	MARCUS & MILLICHAP INC. ORD	NA	NA	43.00	01/27/2021	---	1,711.88	10.75	0.00	(331.15)	1,380.73	1,380.73
STLUCIE-Equities Sawgrass	861896108	STONEX GROUP ORD	NA	NA	43.00	03/16/2021	---	2,762.71	0.00	0.00	1,689.08	4,451.79	4,451.79
STLUCIE-Equities Sawgrass	637372202	NATIONAL RESEARCH ORD	NA	NA	43.00	03/16/2021	---	2,228.95	5.16	0.00	(358.02)	1,870.93	1,870.93
STLUCIE-Equities Sawgrass	29357K103	ENOVA INTERNATIONAL ORD	NA	NA	43.00	09/28/2022	---	1,274.78	0.00	0.00	635.71	1,910.49	1,910.49
STLUCIE-Equities Sawgrass	552690109	MDU RESOURCES GROUP ORD	NA	NA	44.00	12/31/2020	---	1,154.13	9.79	0.00	186.99	1,341.12	1,341.12
STLUCIE-Equities Sawgrass	784117103	SEI INVESTMENTS ORD	NA	NA	44.00	03/16/2021	---	2,637.73	0.00	0.00	(105.53)	2,532.20	2,532.20
STLUCIE-Equities Sawgrass	883203101	TEXTRON ORD	NA	NA	44.00	06/29/2022	---	2,685.77	0.88	0.00	421.95	3,107.72	3,107.72
STLUCIE-Equities Sawgrass	81619Q105	SELECT MEDICAL HOLDINGS ORD	NA	NA	45.00	03/16/2020	---	789.28	0.00	0.00	789.28	1,163.25	1,163.25
STLUCIE-Equities Sawgrass	199908104	COMFORT SYSTEMS USA ORD	NA	NA	45.00	11/09/2021	---	4,421.05	0.00	0.00	2,147.15	6,568.20	6,568.20
STLUCIE-Equities Sawgrass	928254101	VIRTU FINANCIAL CL A ORD	NA	NA	45.00	12/23/2022	---	932.63	0.00	0.00	(82.13)	850.50	850.50
STLUCIE-Equities Sawgrass	76171L106	REYNOLDS CONSUMER PRODUCTS ORD	NA	NA	45.00	03/31/2023	---	1,236.92	0.00	0.00	0.58	1,237.50	1,237.50
STLUCIE-Equities Sawgrass	068463108	BARRETT BUSINESS SERVICES ORD	NA	NA	46.00	11/07/2022	---	4,177.72	0.00	0.00	(100.28)	4,077.44	4,077.44
STLUCIE-Equities Sawgrass	29109X106	ASPEN TECHNOLOGY ORD	NA	NA	46.00	01/17/2023	---	9,405.89	0.00	0.00	1,122.13	10,528.02	10,528.02
STLUCIE-Equities Sawgrass	478160104	JOHNSON & JOHNSON ORD	NA	NA	47.00	04/22/2019	---	6,535.82	0.00	0.00	749.18	7,285.00	7,285.00
STLUCIE-Equities Sawgrass	981475106	WORLD FUEL SERVICES ORD	NA	NA	47.00	01/27/2021	---	1,523.74	0.00	0.00	(322.89)	1,200.85	1,200.85
STLUCIE-Equities Sawgrass	92556D106	VIA RENEWABLES CL A ORD	NA	NA	47.00	11/13/2020	---	435.22	0.00	0.00	(185.65)	249.57	249.57
STLUCIE-Equities Sawgrass	624756102	MUELLER INDUSTRIES ORD	NA	NA	47.00	02/28/2022	---	2,630.28	0.00	0.00	823.28	3,453.56	3,453.56
STLUCIE-Equities Sawgrass	G1151C101	ACCENTURE CL A ORD	NA	NA	47.00	08/17/2022	---	14,932.84	0.00	0.00	(1,499.77)	13,433.07	13,433.07
STLUCIE-Equities Sawgrass	02079K305	ALPHABET CL A ORD	NA	NA	47.00	08/17/2022	---	5,691.23	0.00	0.00	(815.92)	4,875.31	4,875.31
STLUCIE-Equities Sawgrass	92345Y106	VERISK ANALYTICS ORD	NA	NA	47.00	12/13/2022	---	8,592.01	0.00	0.00	425.41	9,017.42	9,017.42
STLUCIE-Equities Sawgrass	29109X106	ASPEN TECHNOLOGY ORD	NA	NA	47.00	01/26/2023	---	9,391.07	0.00	0.00	1,365.82	10,756.89	10,756.89
STLUCIE-Equities Sawgrass	46625H100	JPMORGAN CHASE ORD	NA	NA	48.00	06/05/2020	---	5,006.40	0.00	0.00	1,248.48	6,254.88	6,254.88
STLUCIE-Equities Sawgrass	124805102	CBIZ ORD	NA	NA	48.00	01/27/2021	---	1,287.42	0.00	0.00	1,088.10	2,375.52	2,375.52
STLUCIE-Equities Sawgrass	201723103	COMMERCIAL METALS ORD	NA	NA	48.00	03/31/2022	---	1,987.92	7.68	0.00	359.28	2,347.20	2,347.20
STLUCIE-Equities Sawgrass	78409V104	S&P GLOBAL ORD	NA	NA	48.00	09/23/2022	---	16,453.06	0.00	0.00	95.90	16,548.96	16,548.96
STLUCIE-Equities Sawgrass	594918104	MICROSOFT ORD	NA	NA	48.00	10/17/2022	---	10,900.25	0.00	0.00	2,938.15	13,838.40	13,838.40
STLUCIE-Equities Sawgrass	29109X106	ASPEN TECHNOLOGY ORD	NA	NA	48.00	01/23/2023	---	9,351.36	0.00	0.00	1,634.40	10,985.76	10,985.76
STLUCIE-Equities Sawgrass	87612E106	TARGET ORD	NA	NA	49.00	12/23/2019	---	6,315.61	0.00	0.00	1,800.26	8,115.87	8,115.87
STLUCIE-Equities Sawgrass	36162J106	GEO GROUP REIT ORD	NA	NA	49.00	07/01/2020	---	565.64	0.00	0.00	(179.03)	386.61	386.61
STLUCIE-Equities Sawgrass	871607107	SYNOPSYS ORD	NA	NA	49.00	09/02/2021	---	16,340.40	0.00	0.00	2,585.85	18,926.25	18,926.25
STLUCIE-Equities Sawgrass	00402L107	ACADEMY SPORTS AND OUTDOORS ORD	NA	NA	49.00	09/22/2022	---	2,324.56	4.41	0.00	872.69	3,197.25	3,197.25
STLUCIE-Equities Sawgrass	00402L107	ACADEMY SPORTS AND OUTDOORS ORD	NA	NA	49.00	12/05/2022	---	2,432.74	4.41	0.00	764.51	3,197.25	3,197.25
STLUCIE-Equities Sawgrass	10316T104	BOX CL A ORD	NA	NA	49.00	01/31/2023	---	1,579.76	0.00	0.00	(267.05)	1,312.71	1,312.71
STLUCIE-Equities Sawgrass	09247X101	BLACKROCK ORD	NA	NA	50.00	12/09/2016	---	18,624.48	0.00	0.00	14,831.52	33,456.00	33,456.00

**ST. LUCIE COUNTY BOARD OF COUNTY COMMISSIONERS  
INVESTMENT PORTFOLIO  
AS OF MARCH 31, 2023**

Account	Identifier	Description	S&P	Moody's	Current Units	Settle Date	Final Maturity	Book Value	Interest Due	Accrued Balance	Net Unrealized		Market Value +	
			Rating	Rating							Gain/Loss	Market Value	Accrued	
STLUCIE-Equities Sawgrass	30231G102	EXXON MOBIL ORD	NA	NA	50.00	10/29/2018	---	3,952.50	0.00	0.00	1,530.50	5,483.00	5,483.00	
STLUCIE-Equities Sawgrass	084670702	BERKSHIRE HATHAWAY CL B ORD	NA	NA	50.00	07/19/2019	---	10,461.00	0.00	0.00	4,977.50	15,438.50	15,438.50	
STLUCIE-Equities Sawgrass	525558201	LEMAITRE VASCULAR ORD	NA	NA	50.00	09/25/2020	---	1,686.44	0.00	0.00	887.06	2,573.50	2,573.50	
STLUCIE-Equities Sawgrass	589889104	MERIT MEDICAL SYSTEMS ORD	NA	NA	50.00	12/08/2020	---	2,913.25	0.00	0.00	784.25	3,697.50	3,697.50	
STLUCIE-Equities Sawgrass	G3922B107	GENPACT ORD	NA	NA	50.00	03/16/2021	---	2,138.39	0.00	0.00	172.61	2,311.00	2,311.00	
STLUCIE-Equities Sawgrass	05550J101	BJS WHOLESALE CLUB HOLD ORD	NA	NA	50.00	09/14/2021	---	2,934.56	0.00	0.00	868.94	3,803.50	3,803.50	
STLUCIE-Equities Sawgrass	74624M102	PURE STORAGE CL A ORD	NA	NA	50.00	03/31/2023	---	1,238.23	0.00	0.00	37.27	1,275.50	1,275.50	
STLUCIE-Equities Sawgrass	235851102	DANAHER ORD	NA	NA	51.00	09/02/2021	---	16,501.99	13.77	0.00	(3,647.95)	12,854.04	12,854.04	
STLUCIE-Equities Sawgrass	630402105	NAPCO SECURITY TECHNOLOGIES ORD	NA	NA	51.00	03/07/2023	---	1,660.22	0.00	0.00	256.36	1,916.58	1,916.58	
STLUCIE-Equities Sawgrass	57637H103	MASTERCRAFT BOAT HOLDINGS ORD	NA	NA	52.00	03/07/2023	---	1,812.87	0.00	0.00	(230.51)	1,582.36	1,582.36	
STLUCIE-Equities Sawgrass	314211103	FEDERATED HERMES CL B ORD	NA	NA	53.00	01/27/2021	---	1,591.06	0.00	0.00	536.36	2,127.42	2,127.42	
STLUCIE-Equities Sawgrass	861896108	STONEX GROUP ORD	NA	NA	53.00	06/13/2022	---	4,201.16	0.00	0.00	1,285.93	5,487.09	5,487.09	
STLUCIE-Equities Sawgrass	827048109	SILGAN HOLDINGS ORD	NA	NA	53.00	09/28/2022	---	2,243.49	0.00	0.00	601.02	2,844.51	2,844.51	
STLUCIE-Equities Sawgrass	92345Y106	VERISK ANALYTICS ORD	NA	NA	53.00	01/30/2023	---	9,559.88	0.00	0.00	608.70	10,168.58	10,168.58	
STLUCIE-Equities Sawgrass	G02602103	AMDOCS ORD	NA	NA	54.00	03/16/2021	---	4,316.44	23.49	0.00	869.18	5,185.62	5,185.62	
STLUCIE-Equities Sawgrass	74340E103	PROGNYN ORD	NA	NA	54.00	03/16/2021	---	2,569.86	0.00	0.00	(835.38)	1,734.48	1,734.48	
STLUCIE-Equities Sawgrass	902673102	UFP TECHNOLOGIES ORD	NA	NA	54.00	02/28/2022	---	3,728.36	0.00	0.00	3,283.00	7,011.36	7,011.36	
STLUCIE-Equities Sawgrass	92345Y106	VERISK ANALYTICS ORD	NA	NA	54.00	07/07/2022	---	9,339.18	0.00	0.00	1,021.26	10,360.44	10,360.44	
STLUCIE-Equities Sawgrass	124805102	CBIZ ORD	NA	NA	54.00	07/12/2022	---	2,187.03	0.00	0.00	485.43	2,672.46	2,672.46	
STLUCIE-Equities Sawgrass	882508104	TEXAS INSTRUMENTS ORD	NA	NA	54.00	01/30/2023	---	9,465.66	0.00	0.00	578.88	10,044.54	10,044.54	
STLUCIE-Equities Sawgrass	92345Y106	VERISK ANALYTICS ORD	NA	NA	54.00	02/07/2023	---	9,882.68	0.00	0.00	477.76	10,360.44	10,360.44	
STLUCIE-Equities Sawgrass	827048109	SILGAN HOLDINGS ORD	NA	NA	55.00	04/17/2020	---	1,779.25	0.00	0.00	1,172.60	2,951.85	2,951.85	
STLUCIE-Equities Sawgrass	518439104	ESTEE LAUDER CL A ORD	NA	NA	55.00	02/08/2023	---	14,518.90	0.00	0.00	(963.60)	13,555.30	13,555.30	
STLUCIE-Equities Sawgrass	38141G104	GOLDMAN SACHS GROUP ORD	NA	NA	56.00	01/19/2021	---	17,050.45	0.00	0.00	1,267.71	18,318.16	18,318.16	
STLUCIE-Equities Sawgrass	971378104	WILLSCOT MOBILE MINI HOLDIN CL A ORD	NA	NA	56.00	12/05/2022	---	2,718.42	0.00	0.00	(93.14)	2,625.28	2,625.28	
STLUCIE-Equities Sawgrass	745867101	PULTEGROUP ORD	NA	NA	57.00	07/01/2020	---	1,879.01	9.12	0.00	1,442.96	3,321.96	3,321.96	
STLUCIE-Equities Sawgrass	92556D106	VIA RENEWABLES CL A ORD	NA	NA	57.00	12/31/2020	---	541.36	0.00	0.00	(238.69)	302.67	302.67	
STLUCIE-Equities Sawgrass	00287Y109	ABBVIE ORD	NA	NA	57.00	02/04/2022	---	7,809.66	0.00	0.00	1,274.43	9,084.09	9,084.09	
STLUCIE-Equities Sawgrass	00287Y109	ABBVIE ORD	NA	NA	57.00	06/16/2022	---	7,828.06	0.00	0.00	1,256.03	9,084.09	9,084.09	
STLUCIE-Equities Sawgrass	126349109	CSG SYSTEMS INTERNATIONAL ORD	NA	NA	57.00	08/05/2022	---	3,733.18	0.00	0.00	(672.28)	3,060.90	3,060.90	
STLUCIE-Equities Sawgrass	86800U104	SUPER MICRO COMPUTER ORD	NA	NA	57.00	09/07/2022	---	3,685.31	0.00	0.00	2,388.04	6,073.35	6,073.35	
STLUCIE-Equities Sawgrass	98978V103	ZOETIS CL A ORD	NA	NA	57.00	01/30/2023	---	9,514.73	0.00	0.00	(27.65)	9,487.08	9,487.08	
STLUCIE-Equities Sawgrass	817565104	SERVICE CORPORATION INTERNATIONL ORD	NA	NA	58.00	03/16/2021	---	2,812.71	0.00	0.00	1,176.53	3,989.24	3,989.24	
STLUCIE-Equities Sawgrass	861896108	STONEX GROUP ORD	NA	NA	58.00	07/12/2022	---	4,356.38	0.00	0.00	1,648.36	6,004.74	6,004.74	
STLUCIE-Equities Sawgrass	447462102	HURON CONSULTING GROUP ORD	NA	NA	58.00	11/07/2022	---	4,477.39	0.00	0.00	184.07	4,661.46	4,661.46	
STLUCIE-Equities Sawgrass	98978V103	ZOETIS CL A ORD	NA	NA	58.00	01/26/2023	---	9,603.06	0.00	0.00	50.46	9,653.52	9,653.52	
STLUCIE-Equities Sawgrass	90278Q108	UFP INDUSTRIES ORD	NA	NA	59.00	04/01/2022	---	4,722.36	0.00	0.00	(33.63)	4,688.73	4,688.73	
STLUCIE-Equities Sawgrass	126501105	CTS ORD	NA	NA	59.00	06/13/2022	---	2,331.68	2.36	0.00	586.46	2,918.14	2,918.14	
STLUCIE-Equities Sawgrass	55405Y100	MACOM TECHNOLOGY SOLUTIONS ORD	NA	NA	59.00	12/05/2022	---	4,014.36	0.00	0.00	165.20	4,179.56	4,179.56	
STLUCIE-Equities Sawgrass	713448108	PEPSICO ORD	NA	NA	59.00	02/07/2023	---	9,916.43	0.00	0.00	839.27	10,755.70	10,755.70	
STLUCIE-Equities Sawgrass	478160104	JOHNSON & JOHNSON ORD	NA	NA	60.00	06/19/2017	---	7,981.46	0.00	0.00	1,318.54	9,300.00	9,300.00	
STLUCIE-Equities Sawgrass	363576109	ARTHUR J GALLAGHER ORD	NA	NA	60.00	11/28/2018	---	4,613.40	0.00	0.00	6,865.20	11,478.60	11,478.60	
STLUCIE-Equities Sawgrass	827048109	SILGAN HOLDINGS ORD	NA	NA	60.00	08/28/2020	---	2,263.61	0.00	0.00	956.59	3,220.20	3,220.20	
STLUCIE-Equities Sawgrass	827048109	SILGAN HOLDINGS ORD	NA	NA	60.00	09/08/2020	---	2,315.40	0.00	0.00	904.80	3,220.20	3,220.20	
STLUCIE-Equities Sawgrass	38141G104	GOLDMAN SACHS GROUP ORD	NA	NA	60.00	03/12/2021	---	19,922.40	0.00	0.00	(295.80)	19,626.60	19,626.60	
STLUCIE-Equities Sawgrass	00766T100	AECOM ORD	NA	NA	60.00	04/01/2022	---	4,718.40	0.00	0.00	340.80	5,059.20	5,059.20	
STLUCIE-Equities Sawgrass	680223104	OLD REPUBLIC INTERNATIONAL ORD	NA	NA	60.00	09/28/2022	---	1,232.70	0.00	0.00	265.50	1,498.20	1,498.20	
STLUCIE-Equities Sawgrass	22160K105	COSTCO WHOLESALE ORD	NA	NA	60.00	12/14/2022	---	28,900.15	0.00	0.00	912.05	29,812.20	29,812.20	
STLUCIE-Equities Sawgrass	91823B109	UWM HOLDINGS CL A ORD	NA	NA	60.00	12/23/2022	---	220.50	6.00	0.00	74.10	294.60	294.60	
STLUCIE-Equities Sawgrass	98978V103	ZOETIS CL A ORD	NA	NA	60.00	01/17/2023	---	9,482.40	0.00	0.00	504.00	9,986.40	9,986.40	
STLUCIE-Equities Sawgrass	74915M100	QURATE RETAIL SRS A ORD	NA	NA	61.00	06/30/2021	---	790.93	0.00	0.00	(730.67)	60.26	60.26	
STLUCIE-Equities Sawgrass	447011107	HUNTSMAN ORD	NA	NA	61.00	09/28/2022	---	1,467.36	0.00	0.00	201.60	1,668.96	1,668.96	
STLUCIE-Equities Sawgrass	00090Q103	ADT ORD	NA	NA	62.00	10/01/2021	---	513.05	2.17	0.00	(64.79)	448.26	448.26	
STLUCIE-Equities Sawgrass	68404L201	OPTION CARE HEALTH ORD	NA	NA	62.00	05/05/2022	---	1,804.65	0.00	0.00	165.09	1,969.74	1,969.74	
STLUCIE-Equities Sawgrass	031162100	AMGEN ORD	NA	NA	62.00	08/22/2022	---	15,405.02	0.00	0.00	(416.52)	14,988.50	14,988.50	
STLUCIE-Equities Sawgrass	478160104	JOHNSON & JOHNSON ORD	NA	NA	62.00	09/23/2022	---	10,291.38	0.00	0.00	(681.38)	9,610.00	9,610.00	
STLUCIE-Equities Sawgrass	478160104	JOHNSON & JOHNSON ORD	NA	NA	62.00	02/03/2023	---	10,175.75	0.00	0.00	(565.75)	9,610.00	9,610.00	
STLUCIE-Equities Sawgrass	11135F101	BROADCOM ORD	NA	NA	63.00	09/02/2021	---	31,335.62	0.00	0.00	9,081.40	40,417.02	40,417.02	
STLUCIE-Equities Sawgrass	437076102	HOME DEPOT ORD	NA	NA	63.00	08/17/2022	---	19,661.04	0.00	0.00	(1,068.48)	18,592.56	18,592.56	
STLUCIE-Equities Sawgrass	253798102	DIGI INTERNATIONAL ORD	NA	NA	63.00	09/22/2022	---	2,200.24	0.00	0.00	(78.40)	2,121.84	2,121.84	
STLUCIE-Equities Sawgrass	00090Q103	ADT ORD	NA	NA	64.00	03/31/2020	---	290.69	2.24	0.00	172.03	462.72	462.72	
STLUCIE-Equities Sawgrass	127190304	CACI INTERNATIONAL CL A ORD	NA	NA	64.00	01/26/2021	---	15,937.00	0.00	0.00	3,024.92	18,961.92	18,961.92	
STLUCIE-Equities Sawgrass	126501105	CTS ORD	NA	NA	64.00	08/22/2022	---	2,798.95	2.56	0.00	366.49	3,165.44	3,165.44	
STLUCIE-Equities Sawgrass	981475106	WORLD FUEL SERVICES ORD	NA	NA	64.00	09/28/2022	---	1,490.76	0.00	0.00	144.44	1,635.20	1,635.20	
STLUCIE-Equities Sawgrass	314211103	FEDERATED HERMES CL B ORD	NA	NA	64.00	03/31/2023	---	2,572.08	0.00	0.00	(3.12)	2,568.96	2,568.96	
STLUCIE-Equities Sawgrass	438516106	HONEYWELL INTERNATIONAL ORD	NA	NA	65.00	06/04/2018	---	9,242.37	0.00	0.00	3,180.43	12,422.80	12,422.80	
STLUCIE-Equities Sawgrass	703395103	PATTERSON COMPANIES ORD	NA	NA	65.00	01/27/2021	---	2,096.37	0.00	0.00	(356.32)	1,740.05	1,740.05	
STLUCIE-Equities Sawgrass	566324109	MARCUS & MILLICHAP INC. ORD	NA	NA	65.00	03/16/2021	---	2,210.63	16.25	0.00	(123.48)	2,087.15	2,087.15	

**ST. LUCIE COUNTY BOARD OF COUNTY COMMISSIONERS**  
**INVESTMENT PORTFOLIO**  
**AS OF MARCH 31, 2023**

Account	Identifier	Description	S&P	Moody's	Current Units	Settle Date	Final Maturity	Book Value	Interest Due	Accrued Balance	Net Unrealized		Market Value +	
			Rating	Rating							Gain/Loss	Market Value	Accrued	
STLUCIE-Equities Sawgrass	013091103	ALBERTSONS COMPANIES CL A ORD	NA	NA	65.00	12/30/2021	---	1,906.78	0.00	0.00	(556.08)	1,350.70	1,350.70	
STLUCIE-Equities Sawgrass	29261A100	ENCOMPASS HEALTH ORD	NA	NA	65.00	04/01/2022	---	3,674.61	9.75	0.00	(158.11)	3,516.50	3,516.50	
STLUCIE-Equities Sawgrass	68404L201	OPTION CARE HEALTH ORD	NA	NA	65.00	07/12/2022	---	1,946.69	0.00	0.00	118.36	2,065.05	2,065.05	
STLUCIE-Equities Sawgrass	031162100	AMGEN ORD	NA	NA	65.00	07/20/2022	---	15,900.79	0.00	0.00	(187.04)	15,713.75	15,713.75	
STLUCIE-Equities Sawgrass	81619Q105	SELECT MEDICAL HOLDINGS ORD	NA	NA	66.00	01/27/2021	---	1,854.27	0.00	0.00	(148.17)	1,706.10	1,706.10	
STLUCIE-Equities Sawgrass	552690109	MDU RESOURCES GROUP ORD	NA	NA	66.00	01/27/2021	---	1,844.63	14.69	0.00	167.05	2,011.68	2,011.68	
STLUCIE-Equities Sawgrass	055501101	BJS WHOLESALE CLUB HOLD ORD	NA	NA	66.00	02/01/2021	---	3,128.40	0.00	0.00	1,892.22	5,020.62	5,020.62	
STLUCIE-Equities Sawgrass	31847R102	FIRST AMERICAN FINANCIAL ORD	NA	NA	66.00	03/16/2021	---	3,838.56	0.00	0.00	(165.00)	3,673.56	3,673.56	
STLUCIE-Equities Sawgrass	902673102	UFP TECHNOLOGIES ORD	NA	NA	66.00	12/14/2021	---	4,613.88	0.00	0.00	3,955.56	8,569.44	8,569.44	
STLUCIE-Equities Sawgrass	388689101	GRAPHIC PACKAGING HOLDING ORD	NA	NA	66.00	09/28/2022	---	1,307.13	6.60	0.00	375.21	1,682.34	1,682.34	
STLUCIE-Equities Sawgrass	55305B101	M I HOMES ORD	NA	NA	66.00	01/31/2023	---	3,887.40	0.00	0.00	276.54	4,163.94	4,163.94	
STLUCIE-Equities Sawgrass	343498101	FLOWERS FOODS ORD	NA	NA	67.00	01/27/2021	---	1,529.61	0.00	0.00	306.86	1,836.47	1,836.47	
STLUCIE-Equities Sawgrass	36251C103	GMS ORD	NA	NA	67.00	01/31/2023	---	3,847.43	0.00	0.00	31.20	3,878.63	3,878.63	
STLUCIE-Equities Sawgrass	525327102	LEIDOS HOLDINGS ORD	NA	NA	67.00	02/21/2023	---	6,671.45	0.00	0.00	(503.43)	6,168.02	6,168.02	
STLUCIE-Equities Sawgrass	719405102	PHOTRONICS ORD	NA	NA	68.00	03/31/2021	---	857.17	0.00	0.00	127.20	1,127.44	1,127.44	
STLUCIE-Equities Sawgrass	257701201	DONEGAL GROUP CL A ORD	NA	NA	68.00	06/30/2021	---	994.16	0.00	0.00	44.88	1,039.04	1,039.04	
STLUCIE-Equities Sawgrass	907818108	UNION PACIFIC ORD	NA	NA	68.00	03/31/2022	---	18,338.92	0.00	0.00	(4,653.24)	13,685.68	13,685.68	
STLUCIE-Equities Sawgrass	12008R107	BUILDERS FIRSTSOURCE ORD	NA	NA	68.00	04/01/2022	---	4,690.64	0.00	0.00	1,346.40	6,037.04	6,037.04	
STLUCIE-Equities Sawgrass	576485205	MATADOR RESOURCES ORD	NA	NA	68.00	01/31/2023	---	4,584.87	0.00	0.00	(1,344.67)	3,240.20	3,240.20	
STLUCIE-Equities Sawgrass	466313103	JABIL ORD	NA	NA	69.00	01/27/2021	---	3,086.37	0.00	0.00	2,996.67	6,083.04	6,083.04	
STLUCIE-Equities Sawgrass	91324P102	UNITEDHEALTH GRP ORD	NA	NA	69.00	11/17/2022	---	35,028.54	0.00	0.00	(2,419.83)	32,608.71	32,608.71	
STLUCIE-Equities Sawgrass	928254101	VIRTU FINANCIAL CL A ORD	NA	NA	69.00	03/31/2023	---	1,287.20	0.00	0.00	16.90	1,304.10	1,304.10	
STLUCIE-Equities Sawgrass	478160104	JOHNSON & JOHNSON ORD	NA	NA	70.00	02/28/2018	---	9,255.75	0.00	0.00	1,594.25	10,850.00	10,850.00	
STLUCIE-Equities Sawgrass	38141G104	GOLDMAN SACHS GROUP ORD	NA	NA	70.00	12/24/2020	---	17,542.67	0.00	0.00	5,355.03	22,897.70	22,897.70	
STLUCIE-Equities Sawgrass	801056102	SANMINA ORD	NA	NA	70.00	01/27/2021	---	2,414.96	0.00	0.00	1,854.34	4,269.30	4,269.30	
STLUCIE-Equities Sawgrass	827048109	SILGAN HOLDINGS ORD	NA	NA	70.00	03/16/2021	---	2,903.60	0.00	0.00	853.30	3,756.90	3,756.90	
STLUCIE-Equities Sawgrass	740444104	PREFORMED LINE PRODUCTS ORD	NA	NA	70.00	06/30/2021	---	5,381.33	14.00	0.00	3,581.47	8,962.80	8,962.80	
STLUCIE-Equities Sawgrass	883556102	THERMO FISHER SCIENTIFIC ORD	NA	NA	70.00	08/20/2021	---	38,447.74	24.50	0.00	1,898.16	40,345.90	40,345.90	
STLUCIE-Equities Sawgrass	452308109	ILLINOIS TOOL ORD	NA	NA	70.00	09/02/2021	---	16,311.35	91.70	0.00	730.15	17,041.50	17,041.50	
STLUCIE-Equities Sawgrass	438516106	HONEYWELL INTERNATIONAL ORD	NA	NA	70.00	09/02/2021	---	16,280.25	0.00	0.00	(2,901.85)	13,378.40	13,378.40	
STLUCIE-Equities Sawgrass	09739D100	BOISE CASCADE ORD	NA	NA	70.00	12/30/2021	---	4,905.60	0.00	0.00	(478.10)	4,427.50	4,427.50	
STLUCIE-Equities Sawgrass	165167735	CHESAPEAKE ENERGY ORD	NA	NA	70.00	12/23/2022	---	6,809.60	0.00	0.00	(1,486.80)	5,322.80	5,322.80	
STLUCIE-Equities Sawgrass	371901109	GENTEX ORD	NA	NA	72.00	01/27/2021	---	2,601.72	0.00	0.00	(583.56)	2,018.16	2,018.16	
STLUCIE-Equities Sawgrass	859241101	STERLING INFRASTRUCTURE ORD	NA	NA	72.00	01/31/2023	---	2,488.36	0.00	0.00	239.00	2,727.36	2,727.36	
STLUCIE-Equities Sawgrass	217204106	COPART ORD	NA	NA	72.00	02/09/2023	---	4,852.04	0.00	0.00	563.08	5,415.12	5,415.12	
STLUCIE-Equities Sawgrass	124805102	CBIZ ORD	NA	NA	73.00	03/16/2021	---	2,472.72	0.00	0.00	1,140.05	3,612.77	3,612.77	
STLUCIE-Equities Sawgrass	023135106	AMAZON COM ORD	NA	NA	73.00	02/22/2023	---	7,087.57	0.00	0.00	452.60	7,540.17	7,540.17	
STLUCIE-Equities Sawgrass	98986M103	ZYNEX ORD	NA	NA	73.00	03/31/2023	---	862.05	0.00	0.00	13.95	876.00	876.00	
STLUCIE-Equities Sawgrass	74915M100	QURATE RETAIL SRS A ORD	NA	NA	74.00	03/16/2021	---	960.32	0.00	0.00	(887.22)	73.10	73.10	
STLUCIE-Equities Sawgrass	91324P102	UNITEDHEALTH GRP ORD	NA	NA	74.00	11/15/2022	---	37,973.71	0.00	0.00	(3,002.05)	34,971.66	34,971.66	
STLUCIE-Equities Sawgrass	00971T101	AKAMAI TECHNOLOGIES ORD	NA	NA	74.00	02/21/2023	---	5,745.71	0.00	0.00	48.49	5,794.20	5,794.20	
STLUCIE-Equities Sawgrass	438516106	HONEYWELL INTERNATIONAL ORD	NA	NA	75.00	12/09/2016	---	8,133.03	0.00	0.00	6,200.97	14,334.00	14,334.00	
STLUCIE-Equities Sawgrass	69351T106	PPL ORD	NA	NA	75.00	07/19/2019	---	2,289.00	18.00	0.00	(204.75)	2,084.25	2,084.25	
STLUCIE-Equities Sawgrass	478160104	JOHNSON & JOHNSON ORD	NA	NA	75.00	06/01/2022	---	13,499.24	0.00	0.00	(1,874.24)	11,625.00	11,625.00	
STLUCIE-Equities Sawgrass	607525102	MODEL N ORD	NA	NA	75.00	12/05/2022	---	2,981.42	0.00	0.00	(471.17)	2,510.25	2,510.25	
STLUCIE-Equities Sawgrass	478160104	JOHNSON & JOHNSON ORD	NA	NA	76.00	06/04/2018	---	9,155.72	0.00	0.00	2,624.28	11,780.00	11,780.00	
STLUCIE-Equities Sawgrass	607525102	MODEL N ORD	NA	NA	76.00	09/22/2022	---	2,377.68	0.00	0.00	166.04	2,543.72	2,543.72	
STLUCIE-Equities Sawgrass	053807103	AVNET ORD	NA	NA	77.00	01/27/2021	---	3,032.38	0.00	0.00	448.02	3,480.40	3,480.40	
STLUCIE-Equities Sawgrass	405024100	HAEMONETICS ORD	NA	NA	77.00	07/12/2022	---	5,154.08	0.00	0.00	1,217.67	6,371.75	6,371.75	
STLUCIE-Equities Sawgrass	01973R101	ALLISON TRANSMISSION HOLDINGS ORD	NA	NA	77.00	08/05/2022	---	3,174.61	0.00	0.00	308.87	3,483.48	3,483.48	
STLUCIE-Equities Sawgrass	883203101	TEXTRON ORD	NA	NA	78.00	03/16/2021	---	4,190.18	1.56	0.00	1,318.96	5,509.14	5,509.14	
STLUCIE-Equities Sawgrass	981475106	WORLD FUEL SERVICES ORD	NA	NA	79.00	03/16/2021	---	2,811.52	0.00	0.00	(793.07)	2,018.45	2,018.45	
STLUCIE-Equities Sawgrass	48203R104	JUNIPER NETWORKS ORD	NA	NA	79.00	09/28/2022	---	2,063.88	0.00	0.00	655.30	2,719.18	2,719.18	
STLUCIE-Equities Sawgrass	580135101	MCDONALD'S ORD	NA	NA	79.00	11/17/2022	---	21,309.19	0.00	0.00	780.00	22,089.19	22,089.19	
STLUCIE-Equities Sawgrass	30231G102	EXXON MOBIL ORD	NA	NA	80.00	10/12/2018	---	6,791.12	0.00	0.00	1,981.68	8,772.80	8,772.80	
STLUCIE-Equities Sawgrass	860372101	STEWART INFO SVC ORD	NA	NA	80.00	05/10/2021	---	4,806.51	0.00	0.00	(1,578.51)	3,228.00	3,228.00	
STLUCIE-Equities Sawgrass	49338L103	KEYSIGHT TECHNOLOGIES ORD	NA	NA	80.00	06/21/2021	---	12,030.07	0.00	0.00	888.33	12,918.40	12,918.40	
STLUCIE-Equities Sawgrass	N72482123	QIAGEN ORD	NA	NA	80.00	12/30/2021	---	4,465.93	0.00	0.00	(791.53)	3,674.40	3,674.40	
STLUCIE-Equities Sawgrass	03073E105	AMERISOURCEBERGEN ORD	NA	NA	81.00	09/13/2019	---	7,128.00	0.00	0.00	5,840.91	12,968.91	12,968.91	
STLUCIE-Equities Sawgrass	115236101	BROWN & BROWN ORD	NA	NA	81.00	01/30/2023	---	4,750.65	0.00	0.00	(99.63)	4,651.02	4,651.02	
STLUCIE-Equities Sawgrass	30303M102	META PLATFORMS CL A ORD	NA	NA	82.00	12/16/2022	---	10,168.71	0.00	0.00	7,210.37	17,379.08	17,379.08	
STLUCIE-Equities Sawgrass	630402105	NAPCO SECURITY TECHNOLOGIES ORD	NA	NA	83.00	01/31/2023	---	2,439.10	0.00	0.00	680.04	3,119.14	3,119.14	
STLUCIE-Equities Sawgrass	478160104	JOHNSON & JOHNSON ORD	NA	NA	83.00	02/02/2023	---	13,416.12	0.00	0.00	(551.12)	12,865.00	12,865.00	
STLUCIE-Equities Sawgrass	22052L104	CORTEVA ORD	NA	NA	83.33	12/09/2016	---	2,751.81	0.00	0.00	2,274.03	5,025.83	5,025.83	
STLUCIE-Equities Sawgrass	03852U106	ARAMARK ORD	NA	NA	85.00	10/01/2021	---	2,875.97	0.00	0.00	167.03	3,043.00	3,043.00	
STLUCIE-Equities Sawgrass	624756102	MUELLER INDUSTRIES ORD	NA	NA	85.00	04/01/2022	---	4,724.37	0.00	0.00	1,521.43	6,245.80	6,245.80	
STLUCIE-Equities Sawgrass	08579W103	BERRY GLOBAL GROUP ORD	NA	NA	85.00	06/28/2022	---	4,855.84	0.00	0.00	150.66	5,006.50	5,006.50	
STLUCIE-Equities Sawgrass	713448108	PEPSICO ORD	NA	NA	85.00	02/03/2023	---	14,466.15	0.00	0.00	1,029.35	15,495.50	15,495.50	

**ST. LUCIE COUNTY BOARD OF COUNTY COMMISSIONERS  
INVESTMENT PORTFOLIO  
AS OF MARCH 31, 2023**

Account	Identifier	Description	S&P	Moody's	Current Units	Settle Date	Final Maturity	Book Value	Interest Due	Accrued Balance	Net Unrealized		Market Value +	
			Rating	Rating							Gain/Loss	Market Value	Accrued	
STLUCIE-Equities Sawgrass	031162100	AMGEN ORD	NA	NA	85.00	02/03/2023	---	20,882.80	0.00	0.00	(334.05)	20,548.75	20,548.75	
STLUCIE-Equities Sawgrass	020002101	ALLSTATE ORD	NA	NA	86.00	06/04/2018	---	8,071.96	76.54	0.00	1,457.70	9,529.66	9,529.66	
STLUCIE-Equities Sawgrass	907818108	UNION PACIFIC ORD	NA	NA	87.00	07/25/2022	---	18,560.15	0.00	0.00	(1,050.53)	17,509.62	17,509.62	
STLUCIE-Equities Sawgrass	98986M103	ZYNEX ORD	NA	NA	88.00	11/07/2022	---	1,064.52	0.00	0.00	(8.52)	1,056.00	1,056.00	
STLUCIE-Equities Sawgrass	037833100	APPLE ORD	NA	NA	89.00	10/17/2022	---	12,225.13	0.00	0.00	2,450.97	14,676.10	14,676.10	
STLUCIE-Equities Sawgrass	49338L103	KEYSIGHT TECHNOLOGIES ORD	NA	NA	89.00	02/28/2023	---	13,892.01	0.00	0.00	479.71	14,371.72	14,371.72	
STLUCIE-Equities Sawgrass	31620R303	FIDELITY NATIONAL FINANCIAL ORD	NA	NA	90.00	07/22/2016	---	2,398.98	0.00	0.00	744.72	3,143.70	3,143.70	
STLUCIE-Equities Sawgrass	629377508	NRG ENERGY ORD	NA	NA	90.00	12/30/2021	---	3,857.21	0.00	0.00	(771.11)	3,086.10	3,086.10	
STLUCIE-Equities Sawgrass	912909108	US STEEL ORD	NA	NA	90.00	06/29/2022	---	1,779.90	0.00	0.00	569.10	2,349.00	2,349.00	
STLUCIE-Equities Sawgrass	98978V103	ZOETIS CL A ORD	NA	NA	90.00	03/29/2023	---	14,963.66	0.00	0.00	15.94	14,979.60	14,979.60	
STLUCIE-Equities Sawgrass	860372101	STEWART INFO SVC ORD	NA	NA	91.00	03/16/2021	---	4,956.03	0.00	0.00	(1,284.18)	3,671.85	3,671.85	
STLUCIE-Equities Sawgrass	92556D106	VIA RENEWABLES CL A ORD	NA	NA	91.00	03/31/2021	---	956.83	0.00	0.00	(473.62)	483.21	483.21	
STLUCIE-Equities Sawgrass	801056102	SANMINA ORD	NA	NA	91.00	08/05/2022	---	4,523.74	0.00	0.00	1,026.35	5,550.09	5,550.09	
STLUCIE-Equities Sawgrass	343498101	FLOWERS FOODS ORD	NA	NA	92.00	06/30/2021	---	2,230.93	0.00	0.00	290.79	2,521.72	2,521.72	
STLUCIE-Equities Sawgrass	69349H107	PNM RESOURCES ORD	NA	NA	92.00	04/01/2022	---	4,393.92	0.00	0.00	84.64	4,478.56	4,478.56	
STLUCIE-Equities Sawgrass	10316T104	BOX CL A ORD	NA	NA	92.00	05/05/2022	---	2,806.39	0.00	0.00	(341.71)	2,464.68	2,464.68	
STLUCIE-Equities Sawgrass	971378104	WILLSCOT MOBILE MINI HOLDIN CL A ORD	NA	NA	92.00	06/13/2022	---	3,381.70	0.00	0.00	931.26	4,312.96	4,312.96	
STLUCIE-Equities Sawgrass	858119100	STEEL DYNAMICS ORD	NA	NA	93.00	03/16/2021	---	4,579.77	39.53	0.00	5,934.81	10,514.58	10,514.58	
STLUCIE-Equities Sawgrass	719405102	PHOTRONICS ORD	NA	NA	94.00	03/31/2022	---	1,724.53	0.00	0.00	(166.01)	1,558.52	1,558.52	
STLUCIE-Equities Sawgrass	031162100	AMGEN ORD	NA	NA	94.00	01/04/2023	---	24,521.27	0.00	0.00	(1,796.77)	22,724.50	22,724.50	
STLUCIE-Equities Sawgrass	46625H100	JPMORGAN CHASE ORD	NA	NA	95.00	06/04/2018	---	10,224.85	0.00	0.00	2,154.60	12,379.45	12,379.45	
STLUCIE-Equities Sawgrass	438516106	HONEYWELL INTERNATIONAL ORD	NA	NA	95.00	12/08/2016	---	10,310.33	0.00	0.00	7,846.07	18,156.40	18,156.40	
STLUCIE-Equities Sawgrass	624756102	MUELLER INDUSTRIES ORD	NA	NA	95.00	12/14/2021	---	5,474.96	0.00	0.00	1,505.64	6,980.60	6,980.60	
STLUCIE-Equities Sawgrass	879438209	TELEPHONE AND DATA SYSTEMS ORD	NA	NA	95.00	12/30/2021	---	1,969.94	0.00	0.00	(971.49)	998.45	998.45	
STLUCIE-Equities Sawgrass	713448108	PEPSICO ORD	NA	NA	96.00	09/23/2022	---	16,453.70	0.00	0.00	1,047.10	17,500.80	17,500.80	
STLUCIE-Equities Sawgrass	257701201	DONEGAL GROUP CL A ORD	NA	NA	96.00	09/28/2022	---	1,327.18	0.00	0.00	139.70	1,466.88	1,466.88	
STLUCIE-Equities Sawgrass	635017106	NATIONAL BEVERAGE ORD	NA	NA	96.00	12/23/2022	---	4,692.79	0.00	0.00	368.33	5,061.12	5,061.12	
STLUCIE-Equities Sawgrass	G3922B107	GENPACT ORD	NA	NA	97.00	04/01/2022	---	4,277.16	0.00	0.00	206.18	4,483.34	4,483.34	
STLUCIE-Equities Sawgrass	460690100	INTERPUBLIC GROUP OF COMPANIES ORD	NA	NA	98.00	01/27/2021	---	2,418.15	0.00	0.00	1,231.37	3,649.52	3,649.52	
STLUCIE-Equities Sawgrass	69349H107	PNM RESOURCES ORD	NA	NA	98.00	10/01/2021	---	4,862.57	0.00	0.00	(91.93)	4,770.64	4,770.64	
STLUCIE-Equities Sawgrass	630402105	NAPCO SECURITY TECHNOLOGIES ORD	NA	NA	98.00	09/22/2022	---	2,957.13	0.00	0.00	725.71	3,682.84	3,682.84	
STLUCIE-Equities Sawgrass	882508104	TEXAS INSTRUMENTS ORD	NA	NA	98.00	09/23/2022	---	16,436.73	0.00	0.00	1,792.25	18,228.98	18,228.98	
STLUCIE-Equities Sawgrass	257701201	DONEGAL GROUP CL A ORD	NA	NA	99.00	01/27/2021	---	1,410.75	0.00	0.00	101.97	1,512.72	1,512.72	
STLUCIE-Equities Sawgrass	81619Q105	SELECT MEDICAL HOLDINGS ORD	NA	NA	99.00	03/16/2021	---	3,444.21	0.00	0.00	(885.06)	2,559.15	2,559.15	
STLUCIE-Equities Sawgrass	201723103	COMMERCIAL METALS ORD	NA	NA	99.00	03/16/2021	---	2,971.80	15.84	0.00	1,869.30	4,841.10	4,841.10	
STLUCIE-Equities Sawgrass	166764100	CHEVRON ORD	NA	NA	100.00	12/09/2016	---	11,247.00	0.00	0.00	5,069.00	16,316.00	16,316.00	
STLUCIE-Equities Sawgrass	084670702	BERKSHIRE HATHAWAY CL B ORD	NA	NA	100.00	12/09/2016	---	16,029.00	0.00	0.00	14,848.00	30,877.00	30,877.00	
STLUCIE-Equities Sawgrass	166764100	CHEVRON ORD	NA	NA	100.00	06/11/2018	---	12,697.00	0.00	0.00	3,619.00	16,316.00	16,316.00	
STLUCIE-Equities Sawgrass	02079K107	ALPHABET CL C ORD	NA	NA	100.00	08/26/2020	---	7,958.50	0.00	0.00	2,441.50	10,400.00	10,400.00	
STLUCIE-Equities Sawgrass	703395103	PATTERSON COMPANIES ORD	NA	NA	100.00	03/16/2021	---	3,186.00	0.00	0.00	(509.00)	2,677.00	2,677.00	
STLUCIE-Equities Sawgrass	05550J101	BJS WHOLESALE CLUB HOLD ORD	NA	NA	100.00	08/13/2021	---	5,252.46	0.00	0.00	2,354.54	7,607.00	7,607.00	
STLUCIE-Equities Sawgrass	G2717B108	CUSHMAN AND WAKEFIELD ORD	NA	NA	101.00	01/27/2021	---	1,511.47	0.00	0.00	(446.93)	1,064.54	1,064.54	
STLUCIE-Equities Sawgrass	127190304	CACI INTERNATIONAL CL A ORD	NA	NA	101.00	03/02/2021	---	22,600.37	0.00	0.00	7,323.91	29,924.28	29,924.28	
STLUCIE-Equities Sawgrass	02079K305	ALPHABET CL A ORD	NA	NA	101.00	10/20/2022	---	10,284.02	0.00	0.00	192.71	10,476.73	10,476.73	
STLUCIE-Equities Sawgrass	17275R102	CISCO SYSTEMS ORD	NA	NA	102.00	02/12/2021	---	4,725.10	0.00	0.00	606.95	5,332.05	5,332.05	
STLUCIE-Equities Sawgrass	30226D106	EXTREME NETWORKS ORD	NA	NA	102.00	08/22/2022	---	1,471.38	0.00	0.00	478.86	1,950.24	1,950.24	
STLUCIE-Equities Sawgrass	02079K305	ALPHABET CL A ORD	NA	NA	102.00	02/22/2023	---	9,616.05	0.00	0.00	964.41	10,580.46	10,580.46	
STLUCIE-Equities Sawgrass	907818108	UNION PACIFIC ORD	NA	NA	103.00	06/30/2022	---	22,095.59	0.00	0.00	(1,365.81)	20,729.78	20,729.78	
STLUCIE-Equities Sawgrass	38141G104	GOLDMAN SACHS GROUP ORD	NA	NA	104.00	01/07/2021	---	27,986.74	0.00	0.00	6,032.70	34,019.44	34,019.44	
STLUCIE-Equities Sawgrass	801056102	SANMINA ORD	NA	NA	104.00	03/16/2021	---	4,091.88	0.00	0.00	2,251.08	6,342.96	6,342.96	
STLUCIE-Equities Sawgrass	580135101	MCDONALD'S ORD	NA	NA	104.00	06/27/2022	---	25,171.12	0.00	0.00	3,908.32	29,079.44	29,079.44	
STLUCIE-Equities Sawgrass	745867101	PULTEGROUP ORD	NA	NA	105.00	01/27/2021	---	5,200.35	16.80	0.00	919.05	6,119.40	6,119.40	
STLUCIE-Equities Sawgrass	552690109	MDU RESOURCES GROUP ORD	NA	NA	105.00	03/16/2021	---	3,263.40	23.36	0.00	(63.00)	3,200.40	3,200.40	
STLUCIE-Equities Sawgrass	594918104	MICROSOFT ORD	NA	NA	105.00	09/30/2022	---	24,766.35	0.00	0.00	5,505.15	30,271.50	30,271.50	
STLUCIE-Equities Sawgrass	04316A108	ARTISAN PARTNERS ASSET MGMT CL A ORD	NA	NA	106.00	03/31/2021	---	5,370.89	0.00	0.00	(2,181.01)	3,389.88	3,389.88	
STLUCIE-Equities Sawgrass	907818108	UNION PACIFIC ORD	NA	NA	107.00	07/01/2022	---	22,819.52	0.00	0.00	(1,284.70)	21,534.82	21,534.82	
STLUCIE-Equities Sawgrass	343498101	FLOWERS FOODS ORD	NA	NA	108.00	03/16/2021	---	2,522.21	0.00	0.00	438.07	2,960.28	2,960.28	
STLUCIE-Equities Sawgrass	235851102	DANAHER ORD	NA	NA	108.00	01/30/2023	---	28,556.90	29.16	0.00	(1,336.58)	27,220.32	27,220.32	
STLUCIE-Equities Sawgrass	371901109	GENTEX ORD	NA	NA	109.00	03/16/2021	---	4,012.13	0.00	0.00	(956.86)	3,055.27	3,055.27	
STLUCIE-Equities Sawgrass	516544103	LANTHEUS HOLDINGS ORD	NA	NA	109.00	02/28/2022	---	4,256.45	0.00	0.00	4,742.59	8,999.04	8,999.04	
STLUCIE-Equities Sawgrass	882508104	TEXAS INSTRUMENTS ORD	NA	NA	109.00	08/17/2022	---	20,156.28	0.00	0.00	118.81	20,275.09	20,275.09	
STLUCIE-Equities Sawgrass	314211103	FEDERATED HERMES CL B ORD	NA	NA	110.00	03/16/2021	---	3,426.50	0.00	0.00	988.90	4,415.40	4,415.40	
STLUCIE-Equities Sawgrass	580135101	MCDONALD'S ORD	NA	NA	110.00	10/07/2022	---	26,178.28	0.00	0.00	4,578.82	30,757.10	30,757.10	
STLUCIE-Equities Sawgrass	637372202	NATIONAL RESEARCH ORD	NA	NA	111.00	04/01/2022	---	4,396.82	13.32	0.00	432.79	4,829.61	4,829.61	
STLUCIE-Equities Sawgrass	580135101	MCDONALD'S ORD	NA	NA	111.00	03/20/2023	---	29,893.97	0.00	0.00	1,142.74	31,036.71	31,036.71	
STLUCIE-Equities Sawgrass	75025X100	RADIANT LOGISTICS ORD	NA	NA	111.00	03/31/2023	---	713.73	0.00	0.00	14.43	728.16	728.16	
STLUCIE-Equities Sawgrass	743312100	PROGRESS SOFTWARE ORD	NA	NA	112.00	06/30/2021	---	5,232.79	0.00	0.00	1,201.61	6,434.40	6,434.40	
STLUCIE-Equities Sawgrass	580135101	MCDONALD'S ORD	NA	NA	112.00	10/06/2022	---	26,856.98	0.00	0.00	4,459.34	31,316.32	31,316.32	



**ST. LUCIE COUNTY BOARD OF COUNTY COMMISSIONERS  
INVESTMENT PORTFOLIO  
AS OF MARCH 31, 2023**

Account	Identifier	Description	S&P	Moody's	Current Units	Settle Date	Final Maturity	Book Value	Interest Due	Accrued Balance	Net Unrealized		Market Value +	
			Rating	Rating							Gain/Loss	Market Value	Accrued	
STLUCIE-Equities Sawgrass	185899101	CLEVELAND CLIFFS ORD	NA	NA	113.00	06/29/2022	---	1,879.56	0.00	0.00	191.73	2,071.29	2,071.29	
STLUCIE-Equities Sawgrass	422806109	HEICO ORD	NA	NA	113.00	02/09/2023	---	19,336.42	0.00	0.00	(8.90)	19,327.52	19,327.52	
STLUCIE-Equities Sawgrass	516806205	VITAL ENERGY ORD	NA	NA	113.00	03/31/2023	---	5,012.16	0.00	0.00	133.86	5,146.02	5,146.02	
STLUCIE-Equities Sawgrass	713448108	PEPSICO ORD	NA	NA	114.00	08/17/2022	---	20,270.34	0.00	0.00	511.86	20,782.20	20,782.20	
STLUCIE-Equities Sawgrass	91324P102	UNITEDHEALTH GRP ORD	NA	NA	114.00	11/02/2022	---	63,430.27	0.00	0.00	(9,555.01)	53,875.26	53,875.26	
STLUCIE-Equities Sawgrass	30190A104	F&G ANNUITIES AND LIFE ORD	NA	NA	114.00	12/05/2022	---	2,242.41	0.00	0.00	(176.73)	2,065.68	2,065.68	
STLUCIE-Equities Sawgrass	466313103	JABIL ORD	NA	NA	115.00	03/16/2021	---	5,491.81	0.00	0.00	4,646.59	10,138.40	10,138.40	
STLUCIE-Equities Sawgrass	902681105	UGI ORD	NA	NA	115.00	10/01/2021	---	4,901.53	41.40	0.00	(904.13)	3,997.40	3,997.40	
STLUCIE-Equities Sawgrass	02079K305	ALPHABET CL A ORD	NA	NA	115.00	02/21/2023	---	11,087.96	0.00	0.00	840.99	11,928.95	11,928.95	
STLUCIE-Equities Sawgrass	70931T103	PENNYMAC MORTGAGE INVEST REIT ORD	NA	NA	116.00	03/31/2023	---	1,394.90	0.00	0.00	35.38	1,430.28	1,430.28	
STLUCIE-Equities Sawgrass	36162J106	GEO GROUP REIT ORD	NA	NA	117.00	10/01/2021	---	886.86	0.00	0.00	36.27	923.13	923.13	
STLUCIE-Equities Sawgrass	629377508	NRG ENERGY ORD	NA	NA	117.00	10/01/2021	---	4,903.06	0.00	0.00	(891.13)	4,011.93	4,011.93	
STLUCIE-Equities Sawgrass	031162100	AMGEN ORD	NA	NA	117.00	08/09/2022	---	28,779.66	0.00	0.00	(494.91)	28,284.75	28,284.75	
STLUCIE-Equities Sawgrass	037833100	APPLE ORD	NA	NA	117.00	12/13/2022	---	16,725.15	0.00	0.00	2,568.15	19,293.30	19,293.30	
STLUCIE-Equities Sawgrass	031162100	AMGEN ORD	NA	NA	117.00	12/14/2022	---	32,261.33	0.00	0.00	(3,976.58)	28,284.75	28,284.75	
STLUCIE-Equities Sawgrass	912909108	US STEEL ORD	NA	NA	118.00	04/01/2022	---	4,325.29	0.00	0.00	(1,245.49)	3,079.80	3,079.80	
STLUCIE-Equities Sawgrass	05550J101	BJS WHOLESALE CLUB HOLD ORD	NA	NA	119.00	03/16/2021	---	5,050.60	0.00	0.00	4,001.73	9,052.33	9,052.33	
STLUCIE-Equities Sawgrass	594918104	MICROSOFT ORD	NA	NA	119.00	09/29/2022	---	27,966.41	0.00	0.00	6,341.29	34,307.70	34,307.70	
STLUCIE-Equities Sawgrass	98978V103	ZOETIS CL A ORD	NA	NA	119.00	01/13/2023	---	18,771.66	0.00	0.00	1,034.70	19,806.36	19,806.36	
STLUCIE-Equities Sawgrass	30212W100	EXP WORLD HOLDINGS ORD	NA	NA	120.00	04/30/2021	---	4,271.61	0.00	0.00	(2,748.81)	1,522.80	1,522.80	
STLUCIE-Equities Sawgrass	478160104	JOHNSON & JOHNSON ORD	NA	NA	120.00	09/02/2021	---	20,787.16	0.00	0.00	(2,187.16)	18,600.00	18,600.00	
STLUCIE-Equities Sawgrass	580135101	MCDONALD'S ORD	NA	NA	120.00	11/02/2022	---	32,662.32	0.00	0.00	890.88	33,553.20	33,553.20	
STLUCIE-Equities Sawgrass	302130109	EXPEDITORS INTERNATIONAL OF WASN ORD	NA	NA	120.00	01/04/2023	---	12,535.47	0.00	0.00	678.93	13,214.40	13,214.40	
STLUCIE-Equities Sawgrass	00971T101	AKAMAI TECHNOLOGIES ORD	NA	NA	121.00	05/06/2022	---	11,917.80	0.00	0.00	(2,443.50)	9,474.30	9,474.30	
STLUCIE-Equities Sawgrass	872540109	TJX ORD	NA	NA	121.00	03/29/2023	---	9,153.07	0.00	0.00	328.49	9,481.56	9,481.56	
STLUCIE-Equities Sawgrass	971378104	WILLSCOT MOBILE MINI HOLDIN CL A ORD	NA	NA	122.00	09/14/2021	---	3,490.98	0.00	0.00	2,228.38	5,719.36	5,719.36	
STLUCIE-Equities Sawgrass	859241101	STERLING INFRASTRUCTURE ORD	NA	NA	122.00	11/09/2022	---	4,035.99	0.00	0.00	585.37	4,621.36	4,621.36	
STLUCIE-Equities Sawgrass	573075108	MARTEN TRANSPORT ORD	NA	NA	122.00	03/07/2023	---	2,748.78	0.00	0.00	(192.88)	2,555.90	2,555.90	
STLUCIE-Equities Sawgrass	053807103	AVNET ORD	NA	NA	123.00	03/16/2021	---	4,864.06	0.00	0.00	695.54	5,559.60	5,559.60	
STLUCIE-Equities Sawgrass	00206R102	AT&T ORD	NA	NA	123.00	09/13/2019	---	3,582.07	0.00	0.00	(1,214.32)	2,367.75	2,367.75	
STLUCIE-Equities Sawgrass	615369105	MOODY'S ORD	NA	NA	123.00	08/17/2022	---	39,641.67	0.00	0.00	(2,001.21)	37,640.46	37,640.46	
STLUCIE-Equities Sawgrass	031162100	AMGEN ORD	NA	NA	123.00	09/14/2022	---	29,205.12	0.00	0.00	530.13	29,735.25	29,735.25	
STLUCIE-Equities Sawgrass	959802109	WESTERN UNION ORD	NA	NA	123.00	12/23/2022	---	1,692.48	0.00	0.00	(321.03)	1,371.45	1,371.45	
STLUCIE-Equities Sawgrass	153527106	CENTRAL GARDEN AND PET ORD	NA	NA	123.00	12/23/2022	---	4,700.06	0.00	0.00	350.32	5,050.38	5,050.38	
STLUCIE-Equities Sawgrass	56585A102	MARATHON PETROLEUM ORD	NA	NA	124.00	02/01/2021	---	5,472.36	0.00	0.00	11,246.56	16,718.92	16,718.92	
STLUCIE-Equities Sawgrass	74915M100	QURATE RETAIL SRS A ORD	NA	NA	124.00	10/01/2021	---	1,318.74	0.00	0.00	(1,196.25)	122.49	122.49	
STLUCIE-Equities Sawgrass	447011107	HUNTSMAN ORD	NA	NA	124.00	04/01/2022	---	4,692.78	0.00	0.00	(1,300.14)	3,392.64	3,392.64	
STLUCIE-Equities Sawgrass	02079K305	ALPHABET CL A ORD	NA	NA	124.00	01/12/2023	---	10,856.20	0.00	0.00	2,006.32	12,862.52	12,862.52	
STLUCIE-Equities Sawgrass	30231G102	EXXON MOBIL ORD	NA	NA	125.00	06/11/2018	---	10,368.84	0.00	0.00	3,338.66	13,707.50	13,707.50	
STLUCIE-Equities Sawgrass	G29183103	EATON ORD	NA	NA	125.00	04/17/2019	---	10,449.35	0.00	0.00	10,968.15	21,417.50	21,417.50	
STLUCIE-Equities Sawgrass	201723103	COMMERCIAL METALS ORD	NA	NA	125.00	02/28/2022	---	4,405.86	20.00	0.00	1,706.64	6,112.50	6,112.50	
STLUCIE-Equities Sawgrass	12503M108	CBOE GLOBAL MARKETS ORD	NA	NA	125.00	01/04/2023	---	15,652.66	0.00	0.00	1,127.34	16,780.00	16,780.00	
STLUCIE-Equities Sawgrass	124805102	CBIZ ORD	NA	NA	126.00	05/05/2022	---	5,073.88	0.00	0.00	1,161.86	6,235.74	6,235.74	
STLUCIE-Equities Sawgrass	872540109	TJX ORD	NA	NA	127.00	06/28/2022	---	7,638.71	0.00	0.00	2,313.01	9,951.72	9,951.72	
STLUCIE-Equities Sawgrass	217204106	COPART ORD	NA	NA	127.00	03/10/2023	---	8,975.99	0.00	0.00	575.68	9,551.67	9,551.67	
STLUCIE-Equities Sawgrass	002824100	ABBOTT LABORATORIES ORD	NA	NA	128.00	03/29/2023	---	12,642.70	0.00	0.00	318.58	12,961.28	12,961.28	
STLUCIE-Equities Sawgrass	46005L101	INTERNATIONAL MONEY EXPRESS ORD	NA	NA	129.00	05/05/2022	---	2,546.41	0.00	0.00	779.21	3,325.62	3,325.62	
STLUCIE-Equities Sawgrass	00287Y109	ABBVIE ORD	NA	NA	129.00	08/09/2022	---	17,829.09	0.00	0.00	2,729.64	20,558.73	20,558.73	
STLUCIE-Equities Sawgrass	78409V104	S&P GLOBAL ORD	NA	NA	129.00	08/17/2022	---	50,420.94	0.00	0.00	(5,945.61)	44,475.33	44,475.33	
STLUCIE-Equities Sawgrass	74915M100	QURATE RETAIL SRS A ORD	NA	NA	130.00	04/30/2021	---	1,637.83	0.00	0.00	(1,509.42)	128.41	128.41	
STLUCIE-Equities Sawgrass	437076102	HOME DEPOT ORD	NA	NA	130.00	09/02/2021	---	42,362.88	0.00	0.00	(3,997.28)	38,365.60	38,365.60	
STLUCIE-Equities Sawgrass	879433829	TELEPHONE AND DATA SYSTEMS ORD	NA	NA	132.00	12/23/2022	---	1,361.58	0.00	0.00	25.74	1,387.32	1,387.32	
STLUCIE-Equities Sawgrass	950755108	WERNER ENTERPRISES ORD	NA	NA	135.00	12/30/2021	---	6,417.90	0.00	0.00	(276.75)	6,141.15	6,141.15	
STLUCIE-Equities Sawgrass	981475106	WORLD FUEL SERVICES ORD	NA	NA	135.00	12/30/2021	---	3,665.56	0.00	0.00	(216.31)	3,449.25	3,449.25	
STLUCIE-Equities Sawgrass	12503M108	CBOE GLOBAL MARKETS ORD	NA	NA	135.00	02/07/2023	---	16,032.09	0.00	0.00	2,090.31	18,122.40	18,122.40	
STLUCIE-Equities Sawgrass	742718109	PROCTER & GAMBLE ORD	NA	NA	136.00	12/09/2016	---	11,294.61	0.00	0.00	8,927.23	20,221.84	20,221.84	
STLUCIE-Equities Sawgrass	57636Q104	MASTERCARD CL A ORD	NA	NA	136.00	08/17/2022	---	47,922.32	0.00	0.00	1,501.44	49,423.76	49,423.76	
STLUCIE-Equities Sawgrass	630402105	NAPCO SECURITY TECHNOLOGIES ORD	NA	NA	136.00	09/07/2022	---	3,961.01	0.00	0.00	1,149.87	5,110.88	5,110.88	
STLUCIE-Equities Sawgrass	413160102	HARMONIC ORD	NA	NA	137.00	01/31/2023	---	2,013.09	0.00	0.00	(14.26)	1,998.83	1,998.83	
STLUCIE-Equities Sawgrass	412822108	HARLEY DAVIDSON ORD	NA	NA	137.00	03/31/2023	---	5,008.04	0.00	0.00	193.85	5,201.89	5,201.89	
STLUCIE-Equities Sawgrass	037833100	APPLE ORD	NA	NA	138.00	09/29/2022	---	20,742.63	0.00	0.00	2,013.57	22,756.20	22,756.20	
STLUCIE-Equities Sawgrass	46817M107	JACKSON FINANCIAL CL A ORD	NA	NA	139.00	03/31/2023	---	5,078.49	0.00	0.00	121.50	5,199.99	5,199.99	
STLUCIE-Equities Sawgrass	48203R104	JUNIPER NETWORKS ORD	NA	NA	140.00	12/30/2021	---	4,934.72	0.00	0.00	(115.92)	4,818.80	4,818.80	
STLUCIE-Equities Sawgrass	031162100	AMGEN ORD	NA	NA	140.00	04/25/2022	---	36,032.64	0.00	0.00	(2,187.64)	33,845.00	33,845.00	
STLUCIE-Equities Sawgrass	369550108	GENERAL DYNAMICS ORD	NA	NA	142.00	05/24/2022	---	30,119.62	0.00	0.00	2,286.20	32,405.82	32,405.82	
STLUCIE-Equities Sawgrass	037833100	APPLE ORD	NA	NA	142.00	09/30/2022	---	20,648.22	0.00	0.00	2,767.58	23,415.80	23,415.80	
STLUCIE-Equities Sawgrass	69047Q102	OVINTIV ORD	NA	NA	143.00	03/31/2023	---	5,034.46	0.00	0.00	124.98	5,159.44	5,159.44	
STLUCIE-Equities Sawgrass	217204106	COPART ORD	NA	NA	144.00	02/07/2023	---	9,880.56	0.00	0.00	949.68	10,830.24	10,830.24	

**ST. LUCIE COUNTY BOARD OF COUNTY COMMISSIONERS  
INVESTMENT PORTFOLIO  
AS OF MARCH 31, 2023**

Account	Identifier	Description	S&P	Moody's	Current Units	Settle Date	Final Maturity	Book Value	Interest Due	Accrued	Net Unrealized		Market Value +	
			Rating	Rating						Balance	Gain/Loss	Market Value	Accrued	
STLUCIE-Equities Sawgrass	023135106	AMAZON COM ORD	NA	NA	144.00	03/29/2023	---	14,182.88	0.00	0.00	690.88	14,873.76	14,873.76	
STLUCIE-Equities Sawgrass	30231G102	EXXON MOBIL ORD	NA	NA	145.00	12/08/2016	---	12,695.48	0.00	0.00	3,205.23	15,900.70	15,900.70	
STLUCIE-Equities Sawgrass	084670702	BERKSHIRE HATHAWAY CL B ORD	NA	NA	145.00	12/08/2016	---	23,191.30	0.00	0.00	21,580.35	44,771.65	44,771.65	
STLUCIE-Equities Sawgrass	G29183103	EATON ORD	NA	NA	145.00	01/14/2019	---	10,165.34	0.00	0.00	14,678.96	24,844.30	24,844.30	
STLUCIE-Equities Sawgrass	571748102	MARSH & MCLENNAN ORD	NA	NA	145.00	12/14/2022	---	24,816.97	0.00	0.00	(667.22)	24,149.75	24,149.75	
STLUCIE-Equities Sawgrass	185899101	CLEVELAND CLIFFS ORD	NA	NA	146.00	04/01/2022	---	4,703.39	0.00	0.00	(2,027.21)	2,676.18	2,676.18	
STLUCIE-Equities Sawgrass	257701201	DONEGAL GROUP CL A ORD	NA	NA	147.00	03/16/2021	---	2,209.31	0.00	0.00	36.85	2,246.16	2,246.16	
STLUCIE-Equities Sawgrass	254687106	WALT DISNEY ORD	NA	NA	149.00	03/10/2023	---	14,760.57	0.00	0.00	158.80	14,919.37	14,919.37	
STLUCIE-Equities Sawgrass	22052L104	CORTEVA ORD	NA	NA	150.00	12/08/2016	---	4,996.92	0.00	0.00	4,049.58	9,046.50	9,046.50	
STLUCIE-Equities Sawgrass	17275R102	CISCO SYSTEMS ORD	NA	NA	150.00	09/23/2021	---	8,429.97	0.00	0.00	(588.72)	7,841.25	7,841.25	
STLUCIE-Equities Sawgrass	760759100	REPUBLIC SERVICES ORD	NA	NA	150.00	11/01/2022	---	19,555.50	74.25	0.00	727.50	20,283.00	20,283.00	
STLUCIE-Equities Sawgrass	00287Y109	ABBVIE ORD	NA	NA	151.00	06/22/2022	---	20,956.14	0.00	0.00	3,108.73	24,064.87	24,064.87	
STLUCIE-Equities Sawgrass	76171L106	REYNOLDS CONSUMER PRODUCTS ORD	NA	NA	151.00	12/23/2022	---	4,583.67	0.00	0.00	(431.17)	4,152.50	4,152.50	
STLUCIE-Equities Sawgrass	91336L107	UNIVAR SOLUTIONS ORD	NA	NA	152.00	04/01/2022	---	4,905.59	0.00	0.00	418.97	5,324.56	5,324.56	
STLUCIE-Equities Sawgrass	552690109	MDU RESOURCES GROUP ORD	NA	NA	152.00	12/23/2022	---	4,603.67	33.82	0.00	29.29	4,632.96	4,632.96	
STLUCIE-Equities Sawgrass	031652100	AMKOR TECHNOLOGY ORD	NA	NA	152.00	01/31/2023	---	4,570.64	0.00	0.00	(615.60)	3,955.04	3,955.04	
STLUCIE-Equities Sawgrass	22052L104	CORTEVA ORD	NA	NA	152.67	07/22/2016	---	4,747.89	0.00	0.00	4,459.43	9,207.32	9,207.32	
STLUCIE-Equities Sawgrass	023135106	AMAZON COM ORD	NA	NA	153.00	10/20/2022	---	17,898.49	0.00	0.00	(2,095.12)	15,803.37	15,803.37	
STLUCIE-Equities Sawgrass	460690100	INTERPUBLIC GROUP OF COMPANIES ORD	NA	NA	154.00	03/16/2021	---	4,549.93	0.00	0.00	1,185.03	5,734.96	5,734.96	
STLUCIE-Equities Sawgrass	G2717B108	CUSHMAN AND WAKEFIELD ORD	NA	NA	154.00	03/16/2021	---	2,686.68	0.00	0.00	(1,063.52)	1,623.16	1,623.16	
STLUCIE-Equities Sawgrass	060505104	BANK OF AMERICA ORD	NA	NA	157.00	07/22/2016	---	2,243.53	0.00	0.00	2,246.67	4,490.20	4,490.20	
STLUCIE-Equities Sawgrass	46625H100	JPMORGAN CHASE ORD	NA	NA	157.00	12/08/2016	---	13,059.23	0.00	0.00	7,399.44	20,458.67	20,458.67	
STLUCIE-Equities Sawgrass	00287Y109	ABBVIE ORD	NA	NA	157.00	08/19/2022	---	22,203.24	0.00	0.00	2,817.85	25,021.09	25,021.09	
STLUCIE-Equities Sawgrass	413160102	HARMONIC ORD	NA	NA	157.00	11/07/2022	---	2,218.46	0.00	0.00	72.17	2,290.63	2,290.63	
STLUCIE-Equities Sawgrass	115236101	BROWN & BROWN ORD	NA	NA	157.00	12/13/2022	---	9,100.19	0.00	0.00	(85.25)	9,014.94	9,014.94	
STLUCIE-Equities Sawgrass	713448108	PEPSICO ORD	NA	NA	157.00	01/20/2023	---	27,418.94	0.00	0.00	1,202.16	28,621.10	28,621.10	
STLUCIE-Equities Sawgrass	55616P104	MACYS ORD	NA	NA	158.00	01/27/2021	---	2,339.19	26.13	0.00	424.23	2,763.42	2,763.42	
STLUCIE-Equities Sawgrass	Y1771G102	COSTAMARE ORD	NA	NA	158.00	03/31/2023	---	1,468.61	0.00	0.00	18.17	1,486.78	1,486.78	
STLUCIE-Equities Sawgrass	36162J106	GEO GROUP REIT ORD	NA	NA	160.00	01/27/2021	---	1,293.60	0.00	0.00	(31.20)	1,262.40	1,262.40	
STLUCIE-Equities Sawgrass	388689101	GRAPHIC PACKAGING HOLDING ORD	NA	NA	160.00	01/27/2021	---	2,757.81	16.00	0.00	1,320.59	4,078.40	4,078.40	
STLUCIE-Equities Sawgrass	745867101	PULTEGROUP ORD	NA	NA	161.00	03/16/2021	---	7,567.06	25.76	0.00	1,816.02	9,383.08	9,383.08	
STLUCIE-Equities Sawgrass	594918104	MICROSOFT ORD	NA	NA	161.00	09/29/2022	---	37,921.91	0.00	0.00	8,494.39	46,416.30	46,416.30	
STLUCIE-Equities Sawgrass	03852U106	ARAMARK ORD	NA	NA	164.00	06/30/2021	---	6,117.04	0.00	0.00	(245.84)	5,871.20	5,871.20	
STLUCIE-Equities Sawgrass	20030N101	COMCAST CL A ORD	NA	NA	164.00	02/21/2023	---	6,546.83	0.00	0.00	(329.59)	6,217.24	6,217.24	
STLUCIE-Equities Sawgrass	70450Y103	PAYPAL HOLDINGS ORD	NA	NA	164.00	03/10/2023	---	12,378.01	76.15	0.00	76.15	12,454.16	12,454.16	
STLUCIE-Equities Sawgrass	36162J106	GEO GROUP REIT ORD	NA	NA	168.00	03/31/2021	---	1,351.56	0.00	0.00	(26.04)	1,325.52	1,325.52	
STLUCIE-Equities Sawgrass	57637H103	MASTERCRAFT BOAT HOLDINGS ORD	NA	NA	168.00	01/31/2023	---	4,684.21	0.00	0.00	428.03	5,112.24	5,112.24	
STLUCIE-Equities Sawgrass	478160104	JOHNSON & JOHNSON ORD	NA	NA	169.00	01/30/2023	---	28,589.19	0.00	0.00	(2,394.19)	26,195.00	26,195.00	
STLUCIE-Equities Sawgrass	013091103	ALBERTSONS COMPANIES CL A ORD	NA	NA	170.00	06/30/2021	---	3,401.86	0.00	0.00	130.74	3,532.60	3,532.60	
STLUCIE-Equities Sawgrass	80689H102	SCHNEIDER NATIONAL CL B ORD	NA	NA	171.00	04/01/2022	---	4,499.87	15.39	0.00	74.38	4,574.25	4,574.25	
STLUCIE-Equities Sawgrass	00287Y109	ABBVIE ORD	NA	NA	172.00	02/14/2022	---	24,553.65	0.00	0.00	2,857.99	27,411.64	27,411.64	
STLUCIE-Equities Sawgrass	45866F104	INTERCONTINENTAL EXCHANGE ORD	NA	NA	172.00	08/04/2022	---	17,418.44	0.00	0.00	519.44	17,937.88	17,937.88	
STLUCIE-Equities Sawgrass	74624M102	PURE STORAGE CL A ORD	NA	NA	172.00	12/23/2022	---	4,719.54	0.00	0.00	(331.82)	4,387.72	4,387.72	
STLUCIE-Equities Sawgrass	87612E106	TARGET ORD	NA	NA	173.00	01/23/2019	---	12,206.12	0.00	0.00	16,447.87	28,653.99	28,653.99	
STLUCIE-Equities Sawgrass	12503M108	CBOE GLOBAL MARKETS ORD	NA	NA	173.00	01/09/2023	---	21,516.53	0.00	0.00	1,706.99	23,223.52	23,223.52	
STLUCIE-Equities Sawgrass	902494103	TYSON FOODS CL A ORD	NA	NA	174.00	08/04/2022	---	15,257.59	0.00	0.00	(4,935.91)	10,321.68	10,321.68	
STLUCIE-Equities Sawgrass	30231G102	EXXON MOBIL ORD	NA	NA	175.00	12/09/2016	---	15,206.50	0.00	0.00	3,984.00	19,190.50	19,190.50	
STLUCIE-Equities Sawgrass	806857108	SCHLUMBERGER ORD	NA	NA	175.00	04/17/2019	---	8,158.24	43.75	0.00	434.26	8,592.50	8,592.50	
STLUCIE-Equities Sawgrass	806857108	SCHLUMBERGER ORD	NA	NA	175.00	07/19/2019	---	6,853.00	43.75	0.00	1,739.50	8,592.50	8,592.50	
STLUCIE-Equities Sawgrass	928254101	VIRTU FINANCIAL CL A ORD	NA	NA	175.00	12/30/2021	---	4,999.19	0.00	0.00	(1,691.69)	3,307.50	3,307.50	
STLUCIE-Equities Sawgrass	30226D106	EXTREME NETWORKS ORD	NA	NA	175.00	08/05/2022	---	2,315.41	0.00	0.00	1,030.59	3,346.00	3,346.00	
STLUCIE-Equities Sawgrass	413160102	HARMONIC ORD	NA	NA	175.00	12/05/2022	---	2,637.25	0.00	0.00	(84.00)	2,553.25	2,553.25	
STLUCIE-Equities Sawgrass	02376R102	AMERICAN AIRLINES GROUP ORD	NA	NA	177.00	09/28/2022	---	2,110.73	0.00	0.00	500.02	2,610.75	2,610.75	
STLUCIE-Equities Sawgrass	57637H103	MASTERCRAFT BOAT HOLDINGS ORD	NA	NA	177.00	12/23/2022	---	4,612.76	0.00	0.00	773.35	5,386.11	5,386.11	
STLUCIE-Equities Sawgrass	55616P104	MACYS ORD	NA	NA	178.00	03/16/2021	---	3,190.95	29.44	0.00	(77.73)	3,113.22	3,113.22	
STLUCIE-Equities Sawgrass	92556D106	VIA RENEWABLES CL A ORD	NA	NA	178.00	01/27/2021	---	1,945.54	0.00	0.00	(1,000.36)	945.18	945.18	
STLUCIE-Equities Sawgrass	478160104	JOHNSON & JOHNSON ORD	NA	NA	178.00	02/03/2023	---	29,051.38	0.00	0.00	(1,461.38)	27,590.00	27,590.00	
STLUCIE-Equities Sawgrass	499049104	KNIGHT SWIFT TRANSPRTATN CL A ORD	NA	NA	180.00	12/30/2021	---	11,000.54	0.00	0.00	(816.14)	10,184.40	10,184.40	
STLUCIE-Equities Sawgrass	03743Q108	APA ORD	NA	NA	180.00	09/28/2022	---	5,778.90	0.00	0.00	711.90	6,490.80	6,490.80	
STLUCIE-Equities Sawgrass	29357K103	ENOVA INTERNATIONAL ORD	NA	NA	182.00	06/29/2022	---	5,433.48	0.00	0.00	2,652.78	8,086.26	8,086.26	
STLUCIE-Equities Sawgrass	65473P105	NISOURCE ORD	NA	NA	182.00	03/31/2023	---	5,030.97	0.00	0.00	57.75	5,088.72	5,088.72	
STLUCIE-Equities Sawgrass	40434L105	HP ORD	NA	NA	183.00	05/24/2022	---	6,362.67	155.93	0.00	(991.62)	5,371.05	5,371.05	
STLUCIE-Equities Sawgrass	743312100	PROGRESS SOFTWARE ORD	NA	NA	185.00	03/11/2021	---	8,312.75	0.00	0.00	2,315.50	10,628.25	10,628.25	
STLUCIE-Equities Sawgrass	80689H102	SCHNEIDER NATIONAL CL B ORD	NA	NA	185.00	12/30/2021	---	4,964.70	16.65	0.00	(15.95)	4,948.75	4,948.75	
STLUCIE-Equities Sawgrass	257701201	DONEGAL GROUP CL A ORD	NA	NA	185.00	12/30/2021	---	2,654.23	0.00	0.00	172.57	2,826.80	2,826.80	
STLUCIE-Equities Sawgrass	166764100	CHEVRON ORD	NA	NA	187.00	12/08/2016	---	21,263.77	0.00	0.00	9,247.15	30,510.92	30,510.92	
STLUCIE-Equities Sawgrass	023135106	AMAZON COM ORD	NA	NA	187.00	01/27/2023	---	17,214.29	0.00	0.00	2,100.94	19,315.23	19,315.23	
STLUCIE-Equities Sawgrass	872540109	TJX ORD	NA	NA	188.00	07/01/2022	---	10,746.46	0.00	0.00	3,985.22	14,731.68	14,731.68	

**ST. LUCIE COUNTY BOARD OF COUNTY COMMISSIONERS  
INVESTMENT PORTFOLIO  
AS OF MARCH 31, 2023**

Account	Identifier	Description	S&P	Moody's	Current Units	Settle Date	Final Maturity	Book Value	Interest Due	Accrued Balance	Net Unrealized		Market Value +	
			Rating	Rating							Gain/Loss	Market Value	Accrued	
STLUCIE-Equities Sawgrass	369550108	GENERAL DYNAMICS ORD	NA	NA	190.00	07/12/2018	---	36,554.84	0.00	0.00	6,805.06	43,359.90	43,359.90	
STLUCIE-Equities Sawgrass	08579W103	BERRY GLOBAL GROUP ORD	NA	NA	192.00	01/19/2021	---	10,262.47	0.00	0.00	1,046.33	11,308.80	11,308.80	
STLUCIE-Equities Sawgrass	00287Y109	ABBVIE ORD	NA	NA	192.00	11/01/2022	---	27,668.54	0.00	0.00	2,930.50	30,599.04	30,599.04	
STLUCIE-Equities Sawgrass	48242W106	KBR ORD	NA	NA	195.00	09/14/2021	---	7,690.27	26.33	0.00	3,044.48	10,734.75	10,734.75	
STLUCIE-Equities Sawgrass	03073E105	AMERISOURCEBERGEN ORD	NA	NA	199.00	06/08/2018	---	17,303.95	0.00	0.00	14,557.94	31,861.89	31,861.89	
STLUCIE-Equities Sawgrass	30231G102	EXXON MOBIL ORD	NA	NA	200.00	01/05/2018	---	17,308.26	0.00	0.00	4,623.74	21,932.00	21,932.00	
STLUCIE-Equities Sawgrass	126650100	CVS HEALTH ORD	NA	NA	201.00	01/05/2018	---	14,784.85	0.00	0.00	151.46	14,936.31	14,936.31	
STLUCIE-Equities Sawgrass	00090Q103	ADT ORD	NA	NA	202.00	01/27/2021	---	1,832.18	7.07	0.00	(371.72)	1,460.46	1,460.46	
STLUCIE-Equities Sawgrass	311900104	FASTENAL ORD	NA	NA	203.00	09/02/2021	---	11,385.16	0.00	0.00	(435.34)	10,949.82	10,949.82	
STLUCIE-Equities Sawgrass	00287Y109	ABBVIE ORD	NA	NA	203.00	06/14/2022	---	29,259.12	0.00	0.00	3,092.99	32,352.11	32,352.11	
STLUCIE-Equities Sawgrass	031162100	AMGEN ORD	NA	NA	203.00	06/14/2022	---	48,982.32	0.00	0.00	92.93	49,075.25	49,075.25	
STLUCIE-Equities Sawgrass	413160102	HARMONIC ORD	NA	NA	203.00	09/22/2022	---	2,414.69	0.00	0.00	547.08	2,961.77	2,961.77	
STLUCIE-Equities Sawgrass	023135106	AMAZON COM ORD	NA	NA	203.00	12/13/2022	---	18,167.51	0.00	0.00	2,800.36	20,967.87	20,967.87	
STLUCIE-Equities Sawgrass	680223104	OLD REPUBLIC INTERNATIONAL ORD	NA	NA	205.00	12/30/2021	---	5,033.26	0.00	0.00	85.59	5,118.85	5,118.85	
STLUCIE-Equities Sawgrass	30212W100	EXP WORLD HOLDINGS ORD	NA	NA	208.00	04/01/2022	---	4,761.12	0.00	0.00	(2,121.60)	2,639.52	2,639.52	
STLUCIE-Equities Sawgrass	68389X105	ORACLE ORD	NA	NA	209.00	03/15/2021	---	13,706.72	0.00	0.00	5,713.56	19,420.28	19,420.28	
STLUCIE-Equities Sawgrass	87612E106	TARGET ORD	NA	NA	210.00	09/02/2021	---	52,046.42	0.00	0.00	(17,264.12)	34,782.30	34,782.30	
STLUCIE-Equities Sawgrass	12503M108	CBOE GLOBAL MARKETS ORD	NA	NA	210.00	07/01/2022	---	23,908.50	0.00	0.00	4,281.90	28,190.40	28,190.40	
STLUCIE-Equities Sawgrass	928377100	VISTA OUTDOOR ORD	NA	NA	210.00	12/23/2022	---	4,986.35	0.00	0.00	832.75	5,819.10	5,819.10	
STLUCIE-Equities Sawgrass	30212W100	EXP WORLD HOLDINGS ORD	NA	NA	212.00	09/28/2022	---	2,305.50	0.00	0.00	384.78	2,690.28	2,690.28	
STLUCIE-Equities Sawgrass	525327102	LEIDOS HOLDINGS ORD	NA	NA	213.00	04/27/2022	---	22,688.91	0.00	0.00	(3,080.13)	19,608.78	19,608.78	
STLUCIE-Equities Sawgrass	55616P104	MACYS ORD	NA	NA	214.00	06/30/2021	---	4,161.49	35.40	0.00	(418.63)	3,742.86	3,742.86	
STLUCIE-Equities Sawgrass	00287Y109	ABBVIE ORD	NA	NA	216.00	01/20/2023	---	32,847.21	0.00	0.00	1,576.71	34,423.92	34,423.92	
STLUCIE-Equities Sawgrass	92556D106	VIA RENEWABLES CL A ORD	NA	NA	219.00	12/23/2022	---	1,188.99	0.00	0.00	(26.10)	1,162.89	1,162.89	
STLUCIE-Equities Sawgrass	46005L101	INTERNATIONAL MONEY EXPRESS ORD	NA	NA	220.00	03/31/2022	---	4,686.84	0.00	0.00	984.76	5,671.60	5,671.60	
STLUCIE-Equities Sawgrass	92826C839	VISA CL A ORD	NA	NA	220.00	08/17/2022	---	46,290.20	0.00	0.00	3,311.00	49,601.20	49,601.20	
STLUCIE-Equities Sawgrass	G2717B108	CUSHMAN AND WAKEFIELD ORD	NA	NA	220.00	03/31/2023	---	2,227.50	0.00	0.00	91.30	2,318.80	2,318.80	
STLUCIE-Equities Sawgrass	254687106	WALT DISNEY ORD	NA	NA	222.00	07/01/2022	---	21,270.93	0.00	0.00	957.93	22,228.86	22,228.86	
STLUCIE-Equities Sawgrass	12503M108	CBOE GLOBAL MARKETS ORD	NA	NA	222.00	01/19/2023	---	27,881.67	0.00	0.00	1,919.61	29,801.28	29,801.28	
STLUCIE-Equities Sawgrass	03674X106	ANTERO RESOURCES ORD	NA	NA	223.00	03/31/2023	---	5,026.93	0.00	0.00	122.14	5,149.07	5,149.07	
STLUCIE-Equities Sawgrass	126650100	CVS HEALTH ORD	NA	NA	225.00	04/18/2019	---	12,094.25	0.00	0.00	4,625.50	16,719.75	16,719.75	
STLUCIE-Equities Sawgrass	46005L101	INTERNATIONAL MONEY EXPRESS ORD	NA	NA	225.00	06/13/2022	---	4,420.85	0.00	0.00	1,379.65	5,800.50	5,800.50	
STLUCIE-Equities Sawgrass	713448108	PEPSICO ORD	NA	NA	227.00	11/02/2022	---	41,217.30	0.00	0.00	164.80	41,382.10	41,382.10	
STLUCIE-Equities Sawgrass	115236101	BROWN & BROWN ORD	NA	NA	229.00	11/15/2022	---	13,236.20	0.00	0.00	(87.02)	13,149.18	13,149.18	
STLUCIE-Equities Sawgrass	037833100	APPLE ORD	NA	NA	232.00	09/30/2022	---	34,195.99	0.00	0.00	4,060.81	38,256.80	38,256.80	
STLUCIE-Equities Sawgrass	56585A102	MARATHON PETROLEUM ORD	NA	NA	233.75	12/09/2016	---	11,121.25	0.00	0.00	20,395.26	31,516.51	31,516.51	
STLUCIE-Equities Sawgrass	031162100	AMGEN ORD	NA	NA	234.00	07/11/2022	---	57,898.97	0.00	0.00	(1,329.47)	56,569.50	56,569.50	
STLUCIE-Equities Sawgrass	68389X105	ORACLE ORD	NA	NA	234.00	07/11/2022	---	16,728.66	0.00	0.00	5,014.62	21,743.28	21,743.28	
STLUCIE-Equities Sawgrass	254687106	WALT DISNEY ORD	NA	NA	234.00	07/11/2022	---	22,716.72	0.00	0.00	713.70	23,430.42	23,430.42	
STLUCIE-Equities Sawgrass	023135106	AMAZON COM ORD	NA	NA	234.00	11/21/2022	---	22,510.80	0.00	0.00	1,659.06	24,169.86	24,169.86	
STLUCIE-Equities Sawgrass	559663109	MAGNOLIA OIL GAS CL A ORD	NA	NA	234.00	03/31/2023	---	5,055.57	0.00	0.00	64.35	5,119.92	5,119.92	
STLUCIE-Equities Sawgrass	713448108	PEPSICO ORD	NA	NA	236.00	10/07/2022	---	39,214.30	0.00	0.00	3,808.50	43,022.80	43,022.80	
STLUCIE-Equities Sawgrass	00090Q103	ADT ORD	NA	NA	238.00	03/31/2023	---	1,712.41	0.00	0.00	8.33	1,720.74	1,720.74	
STLUCIE-Equities Sawgrass	361621106	GEO GROUP REIT ORD	NA	NA	242.00	03/16/2021	---	1,944.66	0.00	0.00	(35.28)	1,909.38	1,909.38	
STLUCIE-Equities Sawgrass	42222N103	HEALTHSTREAM ORD	NA	NA	242.00	06/30/2021	---	6,754.85	0.00	0.00	(196.65)	6,558.20	6,558.20	
STLUCIE-Equities Sawgrass	40434L105	HP ORD	NA	NA	242.00	06/28/2022	---	8,518.74	63.53	0.00	(1,416.04)	7,102.70	7,102.70	
STLUCIE-Equities Sawgrass	46625H100	JPMORGAN CHASE ORD	NA	NA	250.00	12/09/2016	---	20,718.75	0.00	0.00	11,858.75	32,577.50	32,577.50	
STLUCIE-Equities Sawgrass	31620R303	FIDELITY NATIONAL FINANCIAL ORD	NA	NA	250.00	12/09/2016	---	5,792.93	0.00	0.00	2,939.57	8,732.50	8,732.50	
STLUCIE-Equities Sawgrass	03073E105	AMERISOURCEBERGEN ORD	NA	NA	250.00	07/19/2018	---	21,790.68	0.00	0.00	18,236.82	40,027.50	40,027.50	
STLUCIE-Equities Sawgrass	25746U109	DOMINION ENERGY ORD	NA	NA	250.00	04/16/2020	---	20,396.25	0.00	0.00	(6,418.75)	13,977.50	13,977.50	
STLUCIE-Equities Sawgrass	879433829	TELEPHONE AND DATA SYSTEMS ORD	NA	NA	250.00	10/01/2021	---	4,918.05	0.00	0.00	(2,290.55)	2,627.50	2,627.50	
STLUCIE-Equities Sawgrass	20030N101	COMCAST CL A ORD	NA	NA	260.00	08/22/2022	---	10,102.30	0.00	0.00	(245.70)	9,856.60	9,856.60	
STLUCIE-Equities Sawgrass	02079K305	ALPHABET CL A ORD	NA	NA	262.00	09/27/2022	---	25,850.36	0.00	0.00	1,326.90	27,177.26	27,177.26	
STLUCIE-Equities Sawgrass	49271V100	KEURIG DR PEPPER ORD	NA	NA	263.00	07/21/2022	---	9,613.97	52.60	0.00	(335.33)	9,278.64	9,278.64	
STLUCIE-Equities Sawgrass	525327102	LEIDOS HOLDINGS ORD	NA	NA	269.00	03/06/2023	---	26,086.17	0.00	0.00	(1,322.03)	24,764.14	24,764.14	
STLUCIE-Equities Sawgrass	92511U102	VERRA MOBILITY CL A ORD	NA	NA	270.00	07/12/2022	---	4,388.90	0.00	0.00	179.50	4,568.40	4,568.40	
STLUCIE-Equities Sawgrass	92556D106	VIA RENEWABLES CL A ORD	NA	NA	271.00	03/16/2021	---	2,914.39	0.00	0.00	(1,475.38)	1,439.01	1,439.01	
STLUCIE-Equities Sawgrass	14575E105	CARS.COM ORD	NA	NA	271.00	03/31/2023	---	5,058.16	0.00	0.00	172.14	5,230.30	5,230.30	
STLUCIE-Equities Sawgrass	254687106	WALT DISNEY ORD	NA	NA	273.00	04/03/2023	---	26,710.32	0.00	0.00	625.17	27,335.49	27,335.49	
STLUCIE-Equities Sawgrass	G29183103	EATON ORD	NA	NA	275.00	07/19/2019	---	22,142.67	0.00	0.00	24,975.83	47,118.50	47,118.50	
STLUCIE-Equities Sawgrass	10316T104	BOX CL A ORD	NA	NA	275.00	11/09/2021	---	7,330.07	0.00	0.00	37.18	7,367.25	7,367.25	
STLUCIE-Equities Sawgrass	388689101	GRAPHIC PACKAGING HOLDING ORD	NA	NA	283.00	03/16/2021	---	4,987.90	28.30	0.00	2,225.77	7,213.67	7,213.67	
STLUCIE-Equities Sawgrass	20030N101	COMCAST CL A ORD	NA	NA	287.00	08/19/2022	---	11,401.08	0.00	0.00	(520.91)	10,880.17	10,880.17	
STLUCIE-Equities Sawgrass	278768106	EHOSTAR CL A ORD	NA	NA	288.00	12/23/2022	---	4,709.89	0.00	0.00	557.63	5,267.52	5,267.52	
STLUCIE-Equities Sawgrass	30303M102	META PLATFORMS CL A ORD	NA	NA	289.00	11/10/2022	---	27,775.01	0.00	0.00	33,475.65	61,250.66	61,250.66	
STLUCIE-Equities Sawgrass	217204106	COPART ORD	NA	NA	297.00	11/15/2022	---	17,739.81	0.00	0.00	4,597.56	22,337.37	22,337.37	
STLUCIE-Equities Sawgrass	02376R102	AMERICAN AIRLINES GROUP ORD	NA	NA	298.00	06/29/2022	---	4,079.62	0.00	0.00	315.88	4,395.50	4,395.50	
STLUCIE-Equities Sawgrass	12504L109	CBRE GROUP CL A ORD	NA	NA	300.00	12/09/2016	---	9,207.00	0.00	0.00	12,636.00	21,843.00	21,843.00	



**ST. LUCIE COUNTY BOARD OF COUNTY COMMISSIONERS  
INVESTMENT PORTFOLIO  
AS OF MARCH 31, 2023**

Account	Identifier	Description	S&P Rating	Moody's Rating	Current Units	Settle Date	Final Maturity	Book Value	Interest Due	Accrued Balance	Net Unrealized Gain/Loss	Market Value	Market Value + Accrued
STLUCIE-Equities Sawgrass	742718109	PROCTER & GAMBLE ORD	NA	NA	300.00	07/25/2018	---	23,633.55	0.00	0.00	20,973.45	44,607.00	44,607.00
STLUCIE-Equities Sawgrass	363576109	ARTHUR J GALLAGHER ORD	NA	NA	300.00	04/17/2019	---	24,198.69	0.00	0.00	33,194.31	57,393.00	57,393.00
STLUCIE-Equities Sawgrass	12503M108	CBOE GLOBAL MARKETS ORD	NA	NA	301.00	11/25/2022	---	37,623.37	0.00	0.00	2,782.87	40,406.24	40,406.24
STLUCIE-Equities Sawgrass	00090Q103	ADT ORD	NA	NA	306.00	03/16/2021	---	2,559.90	10.71	0.00	(347.52)	2,212.38	2,212.38
STLUCIE-Equities Sawgrass	959802109	WESTERN UNION ORD	NA	NA	310.00	12/30/2021	---	5,547.45	0.00	0.00	(2,090.95)	3,456.50	3,456.50
STLUCIE-Equities Sawgrass	14888U101	CATALYST PHARMACEUTICALS ORD	NA	NA	310.00	07/12/2022	---	2,357.18	0.00	0.00	2,782.62	5,139.80	5,139.80
STLUCIE-Equities Sawgrass	713448108	PEPSICO ORD	NA	NA	310.00	10/06/2022	---	52,056.72	0.00	0.00	4,456.28	56,513.00	56,513.00
STLUCIE-Equities Sawgrass	806857108	SCHLUMBERGER ORD	NA	NA	322.00	02/01/2021	---	7,291.17	80.50	0.00	8,519.03	15,810.20	15,810.20
STLUCIE-Equities Sawgrass	68389X105	ORACLE ORD	NA	NA	331.00	01/04/2023	---	26,941.48	0.00	0.00	3,815.04	30,756.52	30,756.52
STLUCIE-Equities Sawgrass	806857108	SCHLUMBERGER ORD	NA	NA	335.00	06/11/2018	---	23,305.05	83.75	0.00	(6,856.55)	16,448.50	16,448.50
STLUCIE-Equities Sawgrass	30212W100	EXP WORLD HOLDINGS ORD	NA	NA	336.00	06/29/2022	---	4,174.63	0.00	0.00	89.21	4,263.84	4,263.84
STLUCIE-Equities Sawgrass	98986M103	ZYNEX ORD	NA	NA	341.00	09/29/2022	---	3,090.96	0.00	0.00	1,001.04	4,092.00	4,092.00
STLUCIE-Equities Sawgrass	12503M108	CBOE GLOBAL MARKETS ORD	NA	NA	343.00	11/15/2022	---	40,471.63	0.00	0.00	5,572.69	46,044.32	46,044.32
STLUCIE-Equities Sawgrass	70931T103	PENNYMAC MORTGAGE INVEST REIT ORD	NA	NA	343.00	12/23/2022	---	4,659.66	0.00	0.00	(430.47)	4,229.19	4,229.19
STLUCIE-Equities Sawgrass	12503M108	CBOE GLOBAL MARKETS ORD	NA	NA	345.00	11/15/2022	---	39,992.30	0.00	0.00	6,320.50	46,312.80	46,312.80
STLUCIE-Equities Sawgrass	30231G102	EXXON MOBIL ORD	NA	NA	346.00	02/01/2021	---	16,010.67	0.00	0.00	21,931.69	37,942.36	37,942.36
STLUCIE-Equities Sawgrass	80007P869	SANDRIDGE ENERGY ORD	NA	NA	352.00	03/31/2023	---	5,055.64	0.00	0.00	16.68	5,072.32	5,072.32
STLUCIE-Equities Sawgrass	717081103	PFIZER ORD	NA	NA	353.00	07/06/2021	---	13,902.91	0.00	0.00	499.49	14,402.40	14,402.40
STLUCIE-Equities Sawgrass	00971T101	AKAMAI TECHNOLOGIES ORD	NA	NA	356.00	03/06/2023	---	26,300.43	0.00	0.00	1,574.37	27,874.80	27,874.80
STLUCIE-Equities Sawgrass	806857108	SCHLUMBERGER ORD	NA	NA	364.00	01/19/2021	---	9,381.41	91.00	0.00	8,490.99	17,872.40	17,872.40
STLUCIE-Equities Sawgrass	624758108	MUELLER WATER PRODUCTS SER A ORD	NA	NA	365.00	04/01/2022	---	4,730.40	0.00	0.00	357.70	5,088.10	5,088.10
STLUCIE-Equities Sawgrass	421906108	HEALTHCARE SERVICES GROUP ORD	NA	NA	366.00	12/23/2022	---	3,660.23	0.00	0.00	486.19	5,076.42	5,076.42
STLUCIE-Equities Sawgrass	68389X105	ORACLE ORD	NA	NA	379.00	06/30/2022	---	26,190.80	0.00	0.00	9,025.88	35,216.68	35,216.68
STLUCIE-Equities Sawgrass	02079K107	ALPHABET CL C ORD	NA	NA	380.00	06/29/2020	---	27,044.15	0.00	0.00	12,475.85	39,520.00	39,520.00
STLUCIE-Equities Sawgrass	00287Y109	ABBVIE ORD	NA	NA	382.00	07/21/2022	---	57,293.12	0.00	0.00	3,586.22	60,879.34	60,879.34
STLUCIE-Equities Sawgrass	023135106	AMAZON COM ORD	NA	NA	383.00	10/17/2022	---	42,110.85	0.00	0.00	(2,550.78)	39,560.07	39,560.07
STLUCIE-Equities Sawgrass	717081103	PFIZER ORD	NA	NA	390.00	01/09/2017	---	12,240.70	0.00	0.00	3,671.30	15,912.00	15,912.00
STLUCIE-Equities Sawgrass	00287Y109	ABBVIE ORD	NA	NA	397.00	07/20/2022	---	59,502.36	0.00	0.00	3,767.53	63,269.89	63,269.89
STLUCIE-Equities Sawgrass	56585A102	MARATHON PETROLEUM ORD	NA	NA	407.65	01/05/2018	---	25,461.43	0.00	0.00	29,502.22	54,963.66	54,963.66
STLUCIE-Equities Sawgrass	25746U109	DOMINION ENERGY ORD	NA	NA	408.00	05/24/2022	---	33,352.86	0.00	0.00	(10,541.58)	22,811.28	22,811.28
STLUCIE-Equities Sawgrass	31620R303	FIDELITY NATIONAL FINANCIAL ORD	NA	NA	425.00	12/08/2016	---	9,765.10	0.00	0.00	5,080.15	14,845.25	14,845.25
STLUCIE-Equities Sawgrass	92343V104	VERIZON COMMUNICATIONS ORD	NA	NA	436.00	08/22/2022	---	19,295.62	0.00	0.00	(2,339.58)	16,956.04	16,956.04
STLUCIE-Equities Sawgrass	12504L109	CBRE GROUP CL A ORD	NA	NA	437.00	12/08/2016	---	13,354.63	0.00	0.00	18,463.34	31,817.97	31,817.97
STLUCIE-Equities Sawgrass	08579W103	BERRY GLOBAL GROUP ORD	NA	NA	450.00	09/02/2021	---	30,434.58	0.00	0.00	(3,929.58)	26,505.00	26,505.00
STLUCIE-Equities Sawgrass	00206R102	AT&T ORD	NA	NA	450.00	12/09/2016	---	13,376.16	0.00	0.00	(4,713.66)	8,662.50	8,662.50
STLUCIE-Equities Sawgrass	205768302	COMSTOCK RESOURCES ORD	NA	NA	473.00	03/31/2023	---	4,992.52	0.00	0.00	111.15	5,103.67	5,103.67
STLUCIE-Equities Sawgrass	126650100	CVS HEALTH ORD	NA	NA	475.00	07/19/2019	---	26,829.85	0.00	0.00	8,467.40	35,297.25	35,297.25
STLUCIE-Equities Sawgrass	74915M100	QURATE RETAIL SRS A ORD	NA	NA	475.00	05/10/2021	---	5,600.58	0.00	0.00	(5,131.38)	469.21	469.21
STLUCIE-Equities Sawgrass	17275R102	CISCO SYSTEMS ORD	NA	NA	481.00	07/01/2022	---	20,655.34	0.00	0.00	4,488.94	25,144.28	25,144.28
STLUCIE-Equities Sawgrass	031652100	AMKOR TECHNOLOGY ORD	NA	NA	485.00	04/30/2021	---	10,080.05	0.00	0.00	2,539.65	12,619.70	12,619.70
STLUCIE-Equities Sawgrass	69351T106	PPL ORD	NA	NA	500.00	07/19/2018	---	14,302.55	120.00	0.00	(407.55)	13,895.00	13,895.00
STLUCIE-Equities Sawgrass	92343V104	VERIZON COMMUNICATIONS ORD	NA	NA	504.00	07/26/2022	---	22,411.22	0.00	0.00	(2,810.66)	19,600.56	19,600.56
STLUCIE-Equities Sawgrass	717081103	PFIZER ORD	NA	NA	506.00	01/07/2021	---	18,685.06	0.00	0.00	1,959.74	20,644.80	20,644.80
STLUCIE-Equities Sawgrass	45866F104	INTERCONTINENTAL EXCHANGE ORD	NA	NA	508.00	06/03/2022	---	52,022.71	0.00	0.00	956.61	52,979.32	52,979.32
STLUCIE-Equities Sawgrass	69351T106	PPL ORD	NA	NA	516.00	11/27/2017	---	18,605.52	123.84	0.00	(4,265.88)	14,339.64	14,339.64
STLUCIE-Equities Sawgrass	35671D857	FREEMONT MCMORAN ORD	NA	NA	517.00	05/24/2022	---	18,763.43	0.00	0.00	2,387.04	21,150.47	21,150.47
STLUCIE-Equities Sawgrass	260557103	DOW ORD	NA	NA	520.00	06/29/2020	---	19,817.20	0.00	0.00	8,689.20	28,506.40	28,506.40
STLUCIE-Equities Sawgrass	17275R102	CISCO SYSTEMS ORD	NA	NA	522.00	04/03/2023	---	26,752.50	0.00	0.00	535.05	27,287.55	27,287.55
STLUCIE-Equities Sawgrass	20030N101	COMCAST CL A ORD	NA	NA	523.00	09/08/2022	---	18,241.30	0.00	0.00	1,585.63	19,826.93	19,826.93
STLUCIE-Equities Sawgrass	71424F105	PERMIAN RESOURCES CL A ORD	NA	NA	523.00	01/31/2023	---	5,689.82	0.00	0.00	(198.32)	5,491.50	5,491.50
STLUCIE-Equities Sawgrass	02079K305	ALPHABET CL A ORD	NA	NA	524.00	09/29/2022	---	50,963.98	0.00	0.00	3,390.54	54,354.52	54,354.52
STLUCIE-Equities Sawgrass	12504L109	CBRE GROUP CL A ORD	NA	NA	525.00	12/12/2016	---	16,753.70	0.00	0.00	21,471.55	38,225.25	38,225.25
STLUCIE-Equities Sawgrass	49271V100	KEURIG DR PEPPER ORD	NA	NA	534.00	08/22/2022	---	21,485.70	106.80	0.00	(2,646.18)	18,839.52	18,839.52
STLUCIE-Equities Sawgrass	71424F105	PERMIAN RESOURCES CL A ORD	NA	NA	549.00	12/05/2022	---	5,418.58	0.00	0.00	345.92	5,764.50	5,764.50
STLUCIE-Equities Sawgrass	69351T106	PPL ORD	NA	NA	550.00	10/19/2018	---	17,070.68	132.00	0.00	(1,786.18)	15,284.50	15,284.50
STLUCIE-Equities Sawgrass	Y1771G102	COSTAMARE ORD	NA	NA	550.00	12/23/2022	---	5,083.27	0.00	0.00	92.23	5,175.50	5,175.50
STLUCIE-Equities Sawgrass	260557103	DOW ORD	NA	NA	579.00	11/12/2019	---	32,017.30	0.00	0.00	(276.70)	31,740.60	31,740.60
STLUCIE-Equities Sawgrass	14888U101	CATALYST PHARMACEUTICALS ORD	NA	NA	581.00	05/10/2021	---	2,724.95	0.00	0.00	6,908.03	9,632.98	9,632.98
STLUCIE-Equities Sawgrass	20030N101	COMCAST CL A ORD	NA	NA	583.00	08/02/2022	---	21,708.01	0.00	0.00	393.53	22,101.53	22,101.53
STLUCIE-Equities Sawgrass	74144T108	T ROWE PRICE GROUP ORD	NA	NA	585.00	05/05/2017	---	41,641.00	0.00	0.00	24,405.50	66,046.50	66,046.50
STLUCIE-Equities Sawgrass	00206R102	AT&T ORD	NA	NA	600.00	09/16/2019	---	17,491.82	0.00	0.00	(5,941.82)	11,550.00	11,550.00
STLUCIE-Equities Sawgrass	14448C104	CARRIER GLOBAL ORD	NA	NA	605.00	07/20/2020	---	16,043.81	0.00	0.00	11,634.94	27,678.75	27,678.75
STLUCIE-Equities Sawgrass	17275R102	CISCO SYSTEMS ORD	NA	NA	607.00	06/30/2022	---	26,322.01	0.00	0.00	5,408.92	31,730.93	31,730.93
STLUCIE-Equities Sawgrass	43734L106	HOME POINT CAPITAL ORD	NA	NA	614.00	12/23/2022	---	767.50	0.00	0.00	417.52	1,185.02	1,185.02
STLUCIE-Equities Sawgrass	02156K103	ALTICE USA CL A ORD	NA	NA	618.00	03/31/2023	---	1,986.87	0.00	0.00	126.69	2,113.56	2,113.56
STLUCIE-Equities Sawgrass	228368106	CROWN HOLDINGS ORD	NA	NA	624.00	07/11/2018	---	28,615.08	0.00	0.00	22,995.96	51,611.04	51,611.04
STLUCIE-Equities Sawgrass	74915M100	QURATE RETAIL SRS A ORD	NA	NA	654.00	12/23/2022	---	1,062.75	0.00	0.00	(416.73)	646.02	646.02
STLUCIE-Equities Sawgrass	00206R102	AT&T ORD	NA	NA	657.00	12/08/2016	---	19,464.08	0.00	0.00	(6,816.83)	12,647.25	12,647.25

**ST. LUCIE COUNTY BOARD OF COUNTY COMMISSIONERS  
INVESTMENT PORTFOLIO  
AS OF MARCH 31, 2023**

Account	Identifier	Description	S&P Rating	Moody's Rating	Current Units	Settle Date	Final Maturity	Book Value	Interest Due	Accrued Balance	Net Unrealized Gain/Loss	Market Value	Market Value + Accrued
STLUCIE-Equities Sawgrass	74915M100	QURATE RETAIL SRS A ORD	NA	NA	658.00	09/28/2022	---	1,404.83	0.00	0.00	(754.86)	649.97	649.97
STLUCIE-Equities Sawgrass	020002101	ALLSTATE ORD	NA	NA	659.00	05/05/2017	---	53,805.97	586.51	0.00	19,217.82	73,023.79	73,023.79
STLUCIE-Equities Sawgrass	14448C104	CARRIER GLOBAL ORD	NA	NA	684.00	06/29/2020	---	14,879.80	0.00	0.00	16,413.20	31,293.00	31,293.00
STLUCIE-Equities Sawgrass	20030N101	COMCAST CL A ORD	NA	NA	711.00	03/06/2023	---	26,277.21	0.00	0.00	676.80	26,954.01	26,954.01
STLUCIE-Equities Sawgrass	64828T201	RITHM CAPITAL ORD	NA	NA	721.00	12/23/2022	---	6,211.42	180.25	0.00	(443.42)	5,768.00	5,768.00
STLUCIE-Equities Sawgrass	466313103	JABIL ORD	NA	NA	758.00	08/04/2022	---	44,873.22	0.00	0.00	21,952.06	66,825.28	66,825.28
STLUCIE-Equities Sawgrass	902494103	TYSON FOODS CL A ORD	NA	NA	785.00	01/25/2019	---	47,563.15	0.00	0.00	(996.95)	46,566.20	46,566.20
STLUCIE-Equities Sawgrass	36162J106	GEO GROUP REIT ORD	NA	NA	801.00	04/01/2022	---	4,826.03	0.00	0.00	1,493.86	6,319.89	6,319.89
STLUCIE-Equities Sawgrass	717081103	PFIZER ORD	NA	NA	825.00	01/05/2018	---	28,675.64	0.00	0.00	4,984.36	33,660.00	33,660.00
STLUCIE-Equities Sawgrass	002121101	A10 NETWORKS ORD	NA	NA	845.00	02/26/2021	---	8,074.99	0.00	0.00	5,014.06	13,089.05	13,089.05
STLUCIE-Equities Sawgrass	18453H106	CLEAR CHANNEL OUTDOOR HLDG ORD	NA	NA	845.00	09/28/2022	---	1,153.43	0.00	0.00	(139.43)	1,014.00	1,014.00
STLUCIE-Equities Sawgrass	40434L105	HP ORD	NA	NA	859.00	05/25/2022	---	29,738.58	225.49	0.00	(4,526.93)	25,211.65	25,211.65
STLUCIE-Equities Sawgrass	31620R303	FIDELITY NATIONAL FINANCIAL ORD	NA	NA	900.00	04/16/2020	---	25,623.00	0.00	0.00	5,814.00	31,437.00	31,437.00
STLUCIE-Equities Sawgrass	345370860	FORD MOTOR ORD	NA	NA	910.00	08/04/2022	---	13,986.70	0.00	0.00	(2,520.70)	11,466.00	11,466.00
STLUCIE-Equities Sawgrass	060505104	BANK OF AMERICA ORD	NA	NA	925.00	12/09/2016	---	20,257.32	0.00	0.00	6,197.68	26,455.00	26,455.00
STLUCIE-Equities Sawgrass	75025X100	RADIANT LOGISTICS ORD	NA	NA	928.00	12/23/2022	---	4,813.16	0.00	0.00	1,274.52	6,087.68	6,087.68
STLUCIE-Equities Sawgrass	74915M100	QURATE RETAIL SRS A ORD	NA	NA	985.00	04/01/2022	---	4,880.68	0.00	0.00	(3,907.70)	972.98	972.98
STLUCIE-Equities Sawgrass	26210C104	DROPBOX CL A ORD	NA	NA	1,026.00	01/04/2023	---	22,786.74	0.00	0.00	(604.62)	22,182.12	22,182.12
STLUCIE-Equities Sawgrass	845467109	SOUTHWSTN ENER ORD	NA	NA	1,041.00	09/28/2022	---	6,303.26	0.00	0.00	(1,098.26)	5,205.00	5,205.00
STLUCIE-Equities Sawgrass	02156K103	ALTICE USA CL A ORD	NA	NA	1,107.00	12/23/2022	---	4,613.20	0.00	0.00	(827.26)	3,785.94	3,785.94
STLUCIE-Equities Sawgrass	26210C104	DROPBOX CL A ORD	NA	NA	1,268.00	04/03/2023	---	26,827.84	0.00	0.00	586.32	27,414.16	27,414.16
STLUCIE-Equities Sawgrass	35671D857	FREEMPORT MCMORAN ORD	NA	NA	1,272.00	03/26/2021	---	41,854.52	0.00	0.00	10,183.00	52,037.52	52,037.52
STLUCIE-Equities Sawgrass	43734L106	HOME POINT CAPITAL ORD	NA	NA	1,428.00	06/29/2022	---	5,487.66	0.00	0.00	(2,731.62)	2,756.04	2,756.04
STLUCIE-Equities Sawgrass	060505104	BANK OF AMERICA ORD	NA	NA	1,575.00	12/08/2016	---	34,476.15	0.00	0.00	10,568.25	45,045.00	45,045.00
STLUCIE-Equities Sawgrass	43734L106	HOME POINT CAPITAL ORD	NA	NA	1,612.00	09/28/2022	---	2,915.30	0.00	0.00	195.86	3,111.16	3,111.16
STLUCIE-Equities Sawgrass	91823B109	UWM HOLDINGS CL A ORD	NA	NA	1,641.00	09/28/2022	---	5,259.41	164.10	0.00	2,797.90	8,057.31	8,057.31
STLUCIE-Equities Sawgrass	345370860	FORD MOTOR ORD	NA	NA	2,108.00	06/24/2021	---	31,567.30	0.00	0.00	(5,006.50)	26,560.80	26,560.80
STLUCIE-Equities Sawgrass	345370860	FORD MOTOR ORD	NA	NA	2,127.00	01/22/2021	---	22,259.06	0.00	0.00	4,541.14	26,800.20	26,800.20
STLUCIE-Equities Sawgrass	460690100	INTERPUBLIC GROUP OF COMPANIES ORD	NA	NA	2,132.00	07/30/2020	---	39,085.10	0.00	0.00	40,310.58	79,395.68	79,395.68
STLUCIE-Equities Sawgrass	68386H103	OPPI CL A ORD	NA	NA	2,461.00	09/28/2022	---	5,718.87	0.00	0.00	(673.82)	5,045.05	5,045.05
STLUCIE-Equities Sawgrass	76680V108	RING ENERGY ORD	NA	NA	2,716.00	03/31/2023	---	5,173.98	0.00	0.00	(13.58)	5,160.40	5,160.40
STLUCIE-Equities Sawgrass	74915M100	QURATE RETAIL SRS A ORD	NA	NA	3,072.00	03/31/2023	---	2,834.53	0.00	0.00	199.99	3,034.52	3,034.52
STLUCIE-Equities Sawgrass	18453H106	CLEAR CHANNEL OUTDOOR HLDG ORD	NA	NA	3,495.00	06/29/2022	---	4,311.43	0.00	0.00	(117.43)	4,194.00	4,194.00
STLUCIE-Equities Sawgrass	922042858	VANGUARD EM ST I ETF	NA	NA	130.00	05/30/2018	---	5,869.50	0.00	0.00	(617.50)	5,252.00	5,252.00
STLUCIE-Equities Sawgrass	464287630	ISHARES:RUSS 2000 VL ETF	NA	NA	130.00	12/20/2019	---	16,679.00	0.00	0.00	1,133.60	17,812.60	17,812.60
STLUCIE-Equities Sawgrass	78464A862	SPDR S&P SEMICONDUCTOR	NA	NA	168.00	02/02/2023	---	32,639.04	0.00	0.00	2,409.12	35,048.16	35,048.16
STLUCIE-Equities Sawgrass	922042858	VANGUARD EM ST I ETF	NA	NA	190.00	12/20/2019	---	8,467.35	0.00	0.00	(791.35)	7,676.00	7,676.00
STLUCIE-Equities Sawgrass	46429B689	ISHARES:MSCI MV EAFE MVF	NA	NA	320.00	05/30/2018	---	23,632.00	0.00	0.00	(1,984.00)	21,648.00	21,648.00
STLUCIE-Equities Sawgrass	46429B689	ISHARES:MSCI MV EAFE MVF	NA	NA	480.00	12/20/2019	---	35,496.00	0.00	0.00	(3,024.00)	32,472.00	32,472.00
STLUCIE-Equities Sawgrass	46429B689	ISHARES:MSCI MV EAFE MVF	NA	NA	482.00	12/08/2016	---	29,879.08	0.00	0.00	2,728.22	32,607.30	32,607.30
STLUCIE-Equities Sawgrass	922042775	VANGUARD FTSE XUS ETF	NA	NA	540.00	05/30/2018	---	29,314.93	0.00	0.00	(441.13)	28,873.80	28,873.80
STLUCIE-Equities Sawgrass	922042858	VANGUARD EM ST I ETF	NA	NA	560.00	12/14/2016	---	20,572.05	0.00	0.00	2,051.95	22,624.00	22,624.00
STLUCIE-Equities Sawgrass	922042775	VANGUARD FTSE XUS ETF	NA	NA	840.00	12/20/2019	---	45,334.30	0.00	0.00	(419.50)	44,914.80	44,914.80
STLUCIE-Equities Sawgrass	464287630	ISHARES:RUSS 2000 VL ETF	NA	NA	876.00	12/08/2016	---	102,229.11	0.00	0.00	17,800.41	120,029.52	120,029.52
STLUCIE-Equities Sawgrass	81369Y886	SEL SECTOR:UTIL SPDR	NA	NA	896.00	05/19/2022	---	64,430.73	0.00	0.00	(3,780.49)	60,650.24	60,650.24
STLUCIE-Equities Sawgrass	922042858	VANGUARD EM ST I ETF	NA	NA	1,578.00	12/08/2016	---	56,934.08	0.00	0.00	6,817.12	63,751.20	63,751.20
STLUCIE-Equities Sawgrass	46429B689	ISHARES:MSCI MV EAFE MVF	NA	NA	4,759.00	07/22/2016	---	317,425.30	0.00	0.00	4,521.05	321,946.35	321,946.35
STLUCIE-Equities Sawgrass	922042775	VANGUARD FTSE XUS ETF	NA	NA	9,250.00	12/08/2016	---	407,925.00	0.00	0.00	86,672.50	494,597.50	494,597.50
								8,351,505.68	3,440.84	0.00	1,159,062.61	9,510,568.29	9,510,568.29
Total								520,031,518.55	12,681.50	991,818.38	(6,686,387.38)	513,345,131.16	514,336,949.55