



JOSEPH E. SMITH · CLERK OF THE CIRCUIT COURT · ST. LUCIE COUNTY

November 8, 2019

The Honorable Linda Bartz, Chair
St. Lucie County Board of County Commissioners
2300 Virginia Avenue
Fort Pierce, Florida 34982

Re: Investment Report for Quarter Ending September 30, 2019

Dear Chair Bartz,

I am pleased to share with you the 4th Quarter Investment Report for fiscal year 2019.

The Investment Report includes the following:

- Investment Summary
- Portfolio Diversification, Maturity Distribution, Issuer Concentration and Top 10 Holdings charts
- Investment Portfolio Detail

All investment activities were in compliance with the bid process as outlined in the Investment Policy. All of the investment categories and portfolio composition percentages are in accordance with the Investment Policy approved by the Board of County Commissioners.

The information is provided to you, the Honorable Members of the Board of County Commissioners and the Investment Committee as required by the Investment Policy. Please do not hesitate to contact our office should you have questions.

Cordially,

Joseph E. Smith
Clerk of the Circuit Court

Enclosures

November 8, 2019

The Honorable Linda Bartz, Chair

cc:

District 1 Commissioner, Chris Dzadoovsky

District 2 Commissioner, Sean Mitchell

District 4 Commissioner, Frannie Hutchinson

District 5 Commissioner, Cathy Townsend

Howard Tipton, County Administrator

Dan McIntyre, County Attorney

Jennifer Hill, OMB Director

Investment Committee Members

Budget Committee Members

**ST LUCIE COUNTY, FLORIDA
BOARD OF COUNTY COMMISSIONERS
INVESTMENT SUMMARY
AS OF SEPTEMBER 30, 2019**

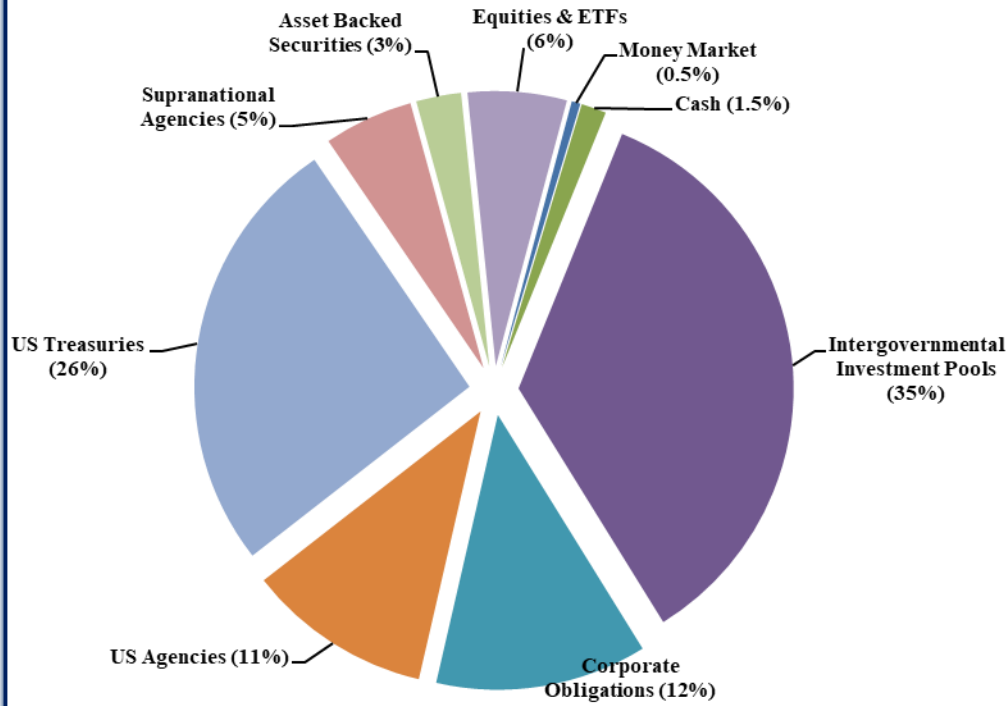
Portfolio Composition	Dollars Invested	Market Value Plus Accrued	Percentage of Total Portfolio	Maximum Allowable Percentage
<i>CASH</i>	\$ 3,396,695	\$ 3,396,695	1%	25%
<i>MONEY MARKET</i>	1,181,435	1,181,435	1%	80%
<i>INTERGOVERNMENTAL INVESTMENT POOLS</i>	80,875,470	80,875,470	35%	40%
<i>CORPORATE OBLIGATIONS</i>	28,262,549	28,693,946	12%	25%
<i>US AGENCIES</i>	24,682,563	25,073,240	11%	50%
<i>US TREASURIES</i>	58,756,949	60,033,867	26%	75%
<i>SUPRANATIONAL AGENCIES</i>	11,975,179	12,127,030	5%	25%
<i>ASSET BACKED SECURITIES</i>	6,013,360	6,092,069	3%	10%
<i>EQUITIES and EXCHANGE TRADED FUNDS</i>	11,707,660	13,416,175	6%	10%
TOTAL INVESTMENTS	\$ 226,851,860	\$ 230,889,927	100%	

Cash and Fixed Income Summary	
Risk Metric	Value
Cash	\$3,396,695
Money Market Fund	\$82,056,905
Fixed Income	\$132,020,150
Years to Final Maturity	2.056
Book Yield (1)	1.657%
Yield (2)	1.768%
Average Credit Rating	AA-/Aa3/AA-

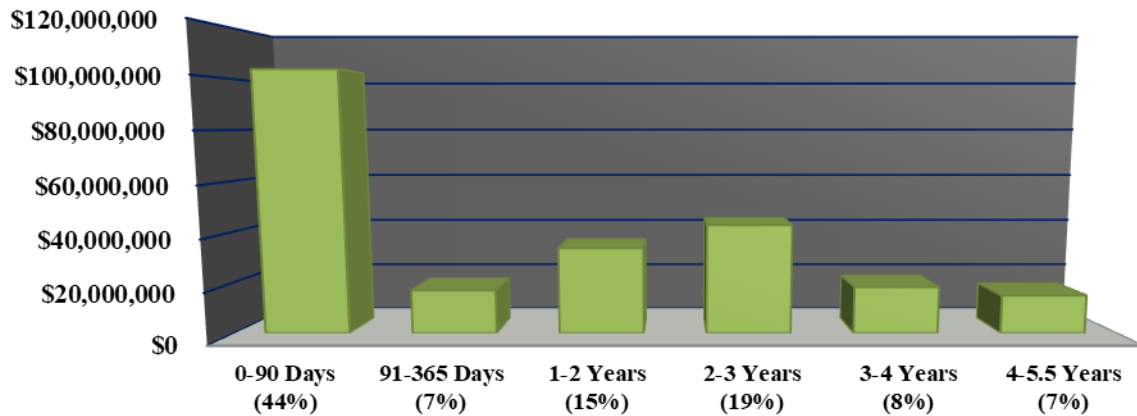
(1) Book Yield - Book yield (purchase yield) is the rate that all future cash flows discounted to the book value. This is a projected return at time of purchase.

(2) Yield - Yield (current yield) is a bond's annual return on its annual coupon payments and current market price.

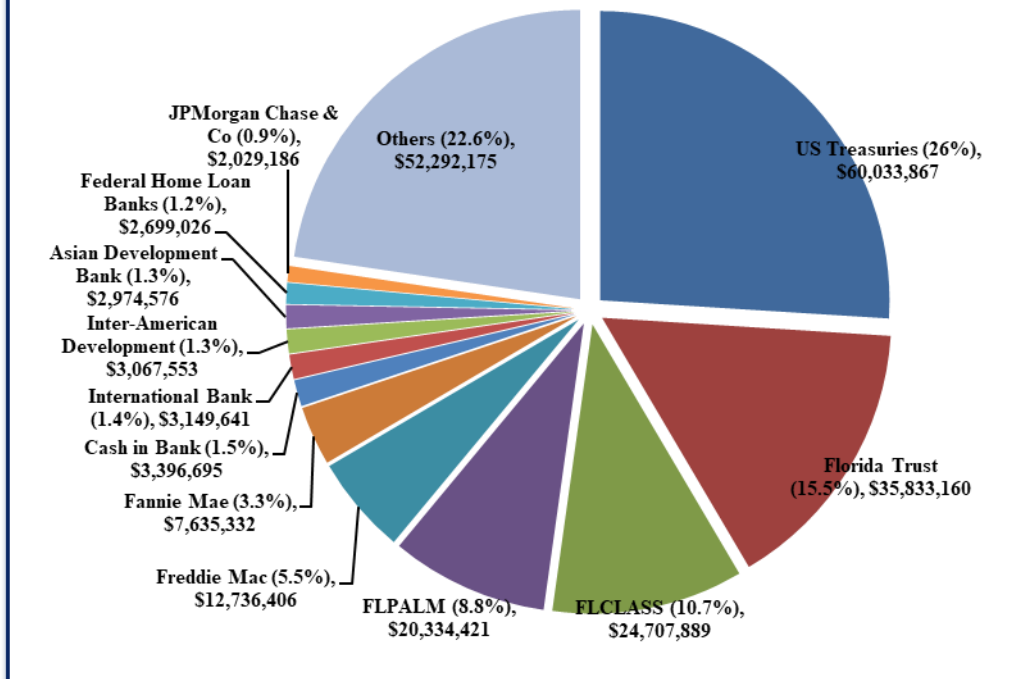
Portfolio Diversification



Maturity Distribution



Issuer Concentration



Top Ten Holdings

Rank	Issuer Name	Book Value	Market Value Plus Accrued	% of Market Plus Accrued
1	US Treasuries	\$ 58,756,949	\$ 60,033,867	26.00%
2	Florida Trust	35,833,160	35,833,160	15.52%
3	FLCLASS	24,707,889	24,707,889	10.70%
4	FLPALM	20,334,421	20,334,421	8.81%
5	Freddie Mac	12,571,792	12,736,406	5.52%
6	Fannie Mae	7,530,256	7,635,332	3.31%
7	Cash Deposits	3,396,695	3,396,695	1.47%
8	International Bank for Reconstruction & Development	3,104,760	3,149,641	1.36%
9	Inter-American Development Bank	3,023,601	3,067,553	1.33%
10	Asian Development Bank	2,946,974	2,974,576	1.29%
Total		\$ 172,206,497	\$ 173,869,540	75.31%

**ST. LUCIE COUNTY BOARD OF COUNTY COMMISSIONERS
INVESTMENT PORTFOLIO
AS OF SEPTEMBER 30, 2019**

Account	Identifier	Description	S&P Rating	Fitch Rating	Moody's Rating	Current Units	Settle Date	Final Maturity	Book Value	Interest Due	Accrued Balance	Net Unrealized Gain/Loss	Market Value	Market Value + Accrued
CASH														
STLUCIE-PFM	CCYUSD	Receivable	AAA	AAA	Aaa	497.02	09/30/2019	09/30/2019	497.02	0.00	0.00	0.00	497.02	497.02
STLUCIE-Sawgrass	CCYUSD	Receivable	AAA	AAA	Aaa	441.45	09/30/2019	09/30/2019	441.45	0.00	0.00	0.00	441.45	441.45
STLUCIE-Cash Sol	CCYUSD	Cash	AAA	AAA	Aaa	6.41	09/30/2019	09/30/2019	6.41	0.00	0.00	0.00	6.41	6.41
STLUCIE-Cash Sol	CCYUSD	Receivable	AAA	AAA	Aaa	9.96	09/30/2019	09/30/2019	9.96	0.00	0.00	0.00	9.96	9.96
STLUCIE-CDs	CCYUSD	Cash	AAA	AAA	Aaa	3,388,604.79	09/30/2019	09/30/2019	3,388,604.79	0.00	0.00	0.00	3,388,604.79	3,388,604.79
STLUCIE-Pylden & Rygel	CCYUSD	Receivable	AAA	AAA	Aaa	984.95	09/30/2019	09/30/2019	984.95	0.00	0.00	0.00	984.95	984.95
STLUCIE-Equities Sawgrass	CCYUSD	Receivable	AAA	AAA	Aaa	6,150.22	09/30/2019	09/30/2019	6,150.22	0.00	0.00	0.00	6,150.22	6,150.22
						3,396,694.80			3,396,694.80	0.00	0.00	0.00	3,396,694.80	3,396,694.80
MONEY MARKET														
STLUCIE-PFM	31846V443	FIRST AMER-GVT OBLG V	AAAm	AAA	Aaa	171,271.62	09/30/2019	09/30/2019	171,271.62	497.02	0.00	0.00	171,271.62	171,271.62
STLUCIE-Sawgrass	31846V443	FIRST AMER-GVT OBLG V	AAAm	AAA	Aaa	281,834.18	09/30/2019	09/30/2019	281,834.18	441.45	0.00	0.00	281,834.18	281,834.18
STLUCIE-Cash Sol	31846V443	FIRST AMER-GVT OBLG V	AAAm	AAA	Aaa	6,528.78	09/30/2019	09/30/2019	6,528.78	9.96	0.00	0.00	6,528.78	6,528.78
STLUCIE-Pylden & Rygel	31846V443	FIRST AMER-GVT OBLG V	AAAm	AAA	Aaa	229,923.56	09/30/2019	09/30/2019	229,923.56	984.95	0.00	0.00	229,923.56	229,923.56
STLUCIE-Equities Sawgrass	31846V443	FIRST AMER-GVT OBLG V	AAAm	AAA	Aaa	309,559.48	09/30/2019	09/30/2019	309,559.48	669.00	0.00	0.00	309,559.48	309,559.48
STLUCIE-Valley National B	VALLNBK	Valley National Bank Money Market	NA	NA	NA	182,317.68	09/30/2019	09/30/2019	182,317.68	0.00	0.00	0.00	182,317.68	182,317.68
						1,181,435.30			1,181,435.30	2,602.38	0.00	0.00	1,181,435.30	1,181,435.30
INTERGOVERNMENTAL INVESTMENT POOLS														
St Lucie - Florida Cooperative	FLPALM	Florida Education Investment Trust Fund	NA	NA	NA	20,334,421.21	09/30/2019	09/30/2019	20,334,421.21	0.00	0.00	0.00	20,334,421.21	20,334,421.21
St Lucie - Florida Cooperative	FLCLASS	FLORIDA LOCAL CLASS	NA	NA	NA	24,707,889.29	09/30/2019	09/30/2019	24,707,889.29	0.00	0.00	0.00	24,707,889.29	24,707,889.29
STLUCIE-FL Trst	FLGIT-DAY	FLGIT Day-To-Day Fund	NA	NA	NA	35,833,159.69	10/01/2019	10/01/2019	35,833,159.69	0.00	0.00	0.00	35,833,159.69	35,833,159.69
						80,875,470.19			80,875,470.19	0.00	0.00	0.00	80,875,470.19	80,875,470.19
CORPORATE OBLIGATIONS														
STLUCIE-Sawgrass	0258M0EB1	AMERICAN EXPRESS CREDIT CORP	A-	A	A2	1,070,000.00	10/19/2018	05/05/2021	1,041,666.40	0.00	9,763.75	32,132.10	1,073,798.50	1,083,562.25
STLUCIE-Sawgrass	037833AR1	APPLE INC	AA+	NA	Aa1	1,000,000.00	11/06/2018	05/06/2021	991,230.00	0.00	11,479.17	24,410.00	1,015,640.00	1,027,119.17
STLUCIE-Sawgrass	037833DC1	APPLE INC	AA+	NA	Aa1	300,000.00	09/12/2017	09/12/2022	299,646.00	0.00	332.50	2,475.00	302,121.00	302,453.50
STLUCIE-Sawgrass	0531FA52	BB&T CORP	A-	A+	A2	600,000.00	11/02/2015	01/15/2020	607,956.00	0.00	3,103.33	(7,572.00)	600,384.00	603,487.33
STLUCIE-Sawgrass	05531FAU7	BB&T CORP	A-	A+	A2	750,000.00	10/26/2015	06/29/2020	764,010.00	0.00	5,031.25	(11,362.50)	752,647.50	757,678.75
STLUCIE-Sawgrass	06406FAD5	BANK OF NEW YORK MELLON CORP	A	AA-	A1	1,000,000.00	04/01/2019	08/16/2023	975,520.00	0.00	2,750.00	27,940.00	1,003,460.00	1,006,210.00
STLUCIE-Sawgrass	06406HCZ0	BANK OF NEW YORK MELLON CORP	A	AA-	A1	170,000.00	12/06/2016	02/24/2020	169,734.29	0.00	375.65	309.91	170,044.20	170,419.85
STLUCIE-Sawgrass	07330NAN5	BRANCH BANKING AND TRUST CO	A	A+	A1	590,000.00	01/26/2017	01/15/2020	589,952.80	0.00	2,615.67	(53.10)	589,899.70	592,515.37
STLUCIE-Sawgrass	097023BN4	BEING CO	A	A+	A2	1,000,000.00	05/24/2018	10/30/2022	957,880.00	0.00	9,227.78	43,670.00	1,001,777.78	1,010,777.78
STLUCIE-Sawgrass	17275RB04	CISCO SYSTEMS INC	AA-	NA	A1	850,000.00	09/20/2016	09/20/2021	849,881.00	0.00	480.49	(144.50)	849,736.50	850,216.99
STLUCIE-Sawgrass	202795HZ6	COMMONWEALTH EDISON CO	A	A	A1	1,020,000.00	06/20/2017	09/01/2021	1,066,746.60	0.00	2,890.00	(23,184.60)	1,043,562.00	1,046,452.00
STLUCIE-Sawgrass	24422ETL3	JOHN DEERE CAPITAL CORP	A	A	A2	350,000.00	08/21/2017	01/06/2022	356,338.50	0.00	2,189.93	(840.00)	355,498.50	357,688.43
STLUCIE-Sawgrass	24422ETV1	JOHN DEERE CAPITAL CORP	A	A	A2	1,340,000.00	09/08/2017	09/08/2022	1,337,279.80	0.00	1,840.64	14,003.00	1,351,282.80	1,353,123.44
STLUCIE-Sawgrass	31677QBK4	FIFTH THIRD BANK (OHIO)	A	A-	A3	210,000.00	10/30/2017	10/30/2020	209,920.20	0.00	1,937.83	472.50	210,392.70	212,330.53
STLUCIE-Sawgrass	38141GWU4	GOLDMAN SACHS GROUP INC	BBB+	A	A3	1,890,000.00	03/18/2019	02/23/2023	1,878,338.70	0.00	5,932.90	9,979.20	1,888,317.90	1,894,250.80
STLUCIE-Sawgrass	446438RM7	HUNTINGTON NATIONAL BANK	A-	A-	A3	1,440,000.00	06/29/2015	04/01/2020	1,421,611.20	0.00	17,280.00	19,886.40	1,441,497.60	1,458,777.60
STLUCIE-Sawgrass	458140AM2	INTEL CORP	A+	A+	A1	225,000.00	07/19/2018	12/15/2022	220,572.00	0.00	1,788.75	10,300.50	230,872.50	232,661.25
STLUCIE-Sawgrass	458140BB5	INTEL CORP	A+	A+	A1	630,000.00	05/11/2017	05/11/2022	629,615.70	0.00	5,757.50	7,597.80	637,213.50	642,971.00
STLUCIE-Sawgrass	46625HK7	JPMORGAN CHASE & CO	A-	AA-	A2	730,000.00	01/23/2015	01/23/2020	730,000.00	0.00	3,102.50	189.80	730,189.80	733,292.30
STLUCIE-Sawgrass	46625HLW8	JPMORGAN CHASE & CO	A-	AA-	A2	660,000.00	10/27/2015	06/23/2020	667,451.40	0.00	4,940.83	(4,527.60)	662,923.80	667,864.63
STLUCIE-Sawgrass	46625HQJ2	JPMORGAN CHASE & CO	A-	AA-	A2	420,000.00	06/07/2019	03/01/2021	420,949.20	0.00	892.50	1,407.00	422,248.70	423,655.70
STLUCIE-Sawgrass	491674BE6	KENTUCKY UTILITIES CO	A	WR	A1	700,000.00	06/07/2017	11/01/2020	727,090.00	0.00	9,479.17	(19,299.00)	707,791.00	717,270.17
STLUCIE-Sawgrass	49327M2C8	KEYBANK NA	A-	A-	A3	552,000.00	10/15/2015	03/16/2020	551,227.20	0.00	517.50	1,186.80	552,414.00	552,931.50
STLUCIE-Sawgrass	49327M2T0	KEYBANK NA	A-	A-	A3	425,000.00	04/16/2019	09/14/2022	417,639.00	0.00	461.60	9,605.00	427,244.00	427,705.60
STLUCIE-Sawgrass	55279HAJ9	KEYBANK NA	A-	A-	A3	145,000.00	03/07/2018	03/07/2023	144,973.90	0.00	326.25	5,784.05	150,757.95	151,084.20
STLUCIE-Sawgrass	61744YAJ7	MANUFACTURERS AND TRADERS TRUST CO	A	A	A3	585,000.00	03/02/2015	02/06/2020	584,508.60	0.00	1,876.88	514.80	585,023.40	586,900.28
STLUCIE-Sawgrass	61744YAN8	MORGAN STANLEY	BBB+	A	A3	690,000.00	03/16/2018	07/22/2022	694,402.20	0.00	4,365.05	848.70	695,250.90	699,615.95
STLUCIE-Sawgrass	61744YAN7	MORGAN STANLEY	BBB+	A	A3	810,000.00	06/15/2018	01/23/2023	789,588.00	0.00	4,781.25	41,261.40	830,849.40	835,630.65
STLUCIE-Sawgrass	693475AV7	PNC FINANCIAL SERVICES GROUP INC	A-	A+	A3	1,500,000.00	04/01/2019	01/23/2024	1,541,610.00	0.00	9,916.67	42,060.00	1,583,670.00	1,593,586.67
STLUCIE-Sawgrass	69353RES3	PNC BANK NA	A	A+	A2	305,000.00	06/12/2017	07/21/2020	310,163.65	0.00	1,541.94	(3,971.10)	306,192.55	307,734.49
STLUCIE-Sawgrass	857477AR4	STATE STREET CORP	A	AA-	A1	820,000.00	12/14/2015	08/18/2020	821,418.60	0.00	2,961.60	4,387.00	828,805.60	828,767.20

**ST. LUCIE COUNTY BOARD OF COUNTY COMMISSIONERS
INVESTMENT PORTFOLIO
AS OF SEPTEMBER 30, 2019**

Account	Identifier	Description	S&P Rating	Fitch Rating	Moody's Rating	Current Units	Settle Date	Maturity	Book Value	Interest Due	Accrued Balance	Net Unrealized Gain/Loss	Market Value	Market Value + Accrued
STLUCIE-PFM	3137FBT97	FHMS K728 A1	AA+	AAA	Aaa	410,054.27	07/18/2019	10/25/2023	414,987.74	0.00	936.63	2,144.07	417,131.81	418,068.44
STLUCIE-PFM	3137FKK39	FHMS KP05 A	AA+	AAA	Aaa	173,807.84	12/17/2018	07/25/2023	173,807.32	0.00	463.92	2,998.70	176,806.02	177,269.94
STLUCIE-PFM	US3137FYA	FHMS KJ22 A1	AA+	AAA	Aaa	162,691.81	11/19/2018	05/25/2023	162,687.42	0.00	468.28	4,852.61	167,540.03	168,008.31
STLUCIE-Payden & Rygel	US3137FYA	FHMS KJ22 A1	AA+	AAA	Aaa	195,230.18	11/19/2018	05/25/2023	195,224.90	0.00	561.94	5,823.13	201,048.03	201,609.97
STLUCIE-PFM	3137AH6C7	FHMS K015 A2	AA+	AAA	Aaa	410,039.50	11/09/2018	07/25/2021	409,014.40	0.00	1,103.69	6,765.65	415,780.06	416,883.75
STLUCIE-PFM	3137AIME8	FHMS K016 A2	AA+	AAA	Aaa	378,362.58	06/24/2019	10/25/2021	382,959.09	0.00	935.69	8,14.08	383,773.17	384,708.86
STLUCIE-PFM	3137ASNJ9	FHMS K019 A2	AA+	AAA	Aaa	400,000.00	03/13/2019	03/25/2022	394,718.75	0.00	757.33	7,629.25	402,348.00	403,105.33
STLUCIE-Payden & Rygel	3137ASNJ9	FHMS K019 A2	AA+	AAA	Aaa	400,000.00	06/28/2019	03/25/2022	402,156.25	0.00	757.33	191.75	402,348.00	403,105.33
STLUCIE-PFM	3137ATRW4	FHMS K020 A2	AA+	AAA	Aaa	435,000.00	09/09/2019	05/25/2022	441,100.20	0.00	860.21	(2,311.35)	438,788.85	439,649.06
STLUCIE-PFM	3137AUPE3	FHMS K021 A2	AA+	AAA	Aaa	425,000.00	04/02/2019	06/25/2022	424,037.11	0.00	848.58	5,042.89	429,080.00	429,928.58
STLUCIE-PFM	3137AVXN2	FHMS K022 A2	AA+	AAA	Aaa	425,000.00	08/19/2019	07/25/2022	430,179.69	0.00	834.06	(1,218.69)	428,961.00	429,795.06
STLUCIE-Payden & Rygel	3137AXHP1	FHMS K024 A2	AA+	AAA	Aaa	340,000.00	06/20/2019	09/25/2022	343,891.41	0.00	729.02	1,630.19	345,521.60	346,250.62
STLUCIE-PFM	3137AYCE9	FHMS K025 A2	AA+	AAA	Aaa	425,000.00	06/25/2019	10/25/2022	432,769.53	0.00	949.88	726.22	433,495.75	434,445.63
STLUCIE-PFM	3137B3N95	FHMS K030 A1	AA+	AAA	Aaa	356,404.89	04/25/2018	09/25/2022	355,722.71	0.00	825.37	4,214.15	359,936.86	360,762.24
STLUCIE-Payden & Rygel	3137BQR90	FHMS KJ06 A	AA+	AAA	Aaa	200,000.00	08/01/2019	01/25/2023	200,656.25	0.00	378.67	965.75	201,622.00	202,000.67
STLUCIE-PFM	3137BUWM6	FHMS KJ11 A2	AA+	AAA	Aaa	130,032.88	05/14/2019	01/25/2023	131,297.66	0.00	317.71	1,917.13	133,214.79	133,532.50
STLUCIE-Payden & Rygel	31396CHB9	FHR 3047D FV	AA+	AAA	Aaa	193,307.67	05/15/2017	01/15/2035	193,609.71	0.00	199.97	76.84	193,686.55	193,886.52
STLUCIE-PFM	3136A6IA3	FNA 12M5 A2	AA+	AAA	Aaa	357,306.62	01/07/2019	02/25/2022	355,450.29	0.00	808.41	6,054.68	361,504.97	362,313.37
STLUCIE-PFM	3136ABPW7	FNA 13M1B A2	AA+	AAA	Aaa	281,103.06	09/13/2019	08/25/2022	283,266.23	0.00	553.92	524.17	283,790.40	284,344.32
STLUCIE-PFM	3136AEGQ4	FNA 13M7B A2	AA+	AAA	Aaa	269,698.22	09/09/2019	12/25/2022	273,231.54	0.00	512.43	(992.76)	272,238.78	272,751.21
STLUCIE-Payden & Rygel	3136B1XP4	FNA 18M5 A2	AA+	AAA	Aaa	155,261.20	04/30/2018	09/25/2021	158,349.50	0.00	460.61	(212.86)	158,136.64	158,597.25
STLUCIE-Payden & Rygel	3138LY2H9	FN A07975	AA+	AAA	Aaa	204,150.01	07/24/2019	06/01/2027	208,583.90	0.00	510.38	1,286.39	209,870.30	210,380.67
STLUCIE-Payden & Rygel	3138WJDM7	FN A82907	AA+	AAA	Aaa	249,570.56	09/17/2019	10/01/2031	253,548.10	0.00	519.94	(1,060.06)	252,488.04	253,007.98
STLUCIE-Payden & Rygel	3138X0Z35	FN A01661	AA+	AAA	Aaa	178,218.20	08/19/2019	07/01/2028	181,086.40	0.00	371.29	(1,094.93)	179,991.47	180,362.76
STLUCIE-PFM	31418AV54	FN MA1535	AA+	AAA	Aaa	241,591.59	04/19/2018	08/01/2023	238,043.21	0.00	402.65	3,355.10	241,398.31	241,800.97
STLUCIE-Payden & Rygel	31418BZ33	FN MA2561	AA+	AAA	Aaa	239,905.69	09/17/2019	03/01/2031	246,596.81	0.00	599.76	(230.46)	246,366.35	246,966.11
STLUCIE-Payden & Rygel	31418DGG1	FN MA3798	AA+	AAA	Aaa	210,000.00	09/23/2019	10/01/2034	214,634.77	0.00	525.00	170.03	214,804.80	215,329.80
STLUCIE-PFM	31398SKA0	FNA 10M6 A2	AA+	AAA	Aaa	255,798.37	11/15/2017	09/25/2020	263,152.57	0.00	706.43	(5,433.16)	257,719.42	258,425.84
STLUCIE-Payden & Rygel	38376US91	GNR 1768F AF	AA+	AAA	Aaa	182,748.80	03/27/2018	05/20/2047	183,091.46	0.00	373.15	(536.37)	182,555.09	182,928.24
									24,682,562.71	0.00	100,056.26	290,620.56	24,973,183.27	25,073,239.53
US TREASURIES														
STLUCIE-Payden & Rygel	912796TJ8	UNITED STATES TREASURY	A-1+	F1+	P-1	650,000.00	09/16/2019	09/10/2020	638,407.25	0.00	0.00	939.25	639,346.50	639,346.50
STLUCIE-PFM	9128282P4	UNITED STATES TREASURY	AA+	AAA	Aaa	1,325,000.00	06/05/2019	07/31/2022	1,326,242.19	0.00	4,185.63	8,642.31	1,334,884.50	1,339,070.13
STLUCIE-Savgrass	9128283Z1	UNITED STATES TREASURY	AA+	AAA	Aaa	300,000.00	09/10/2019	02/28/2025	319,161.36	0.00	702.61	(1,137.36)	318,024.00	318,726.61
STLUCIE-PFM	9128284G2	UNITED STATES TREASURY	AA+	AAA	Aaa	400,000.00	02/15/2019	04/15/2021	398,953.13	0.00	4,386.61	4,842.87	403,796.00	408,182.61
STLUCIE-Savgrass	9128284S6	UNITED STATES TREASURY	AA+	AAA	Aaa	2,650,000.00	06/06/2018	05/31/2023	2,648,559.64	0.00	24,490.78	111,574.36	2,760,134.00	2,784,624.78
STLUCIE-PFM	9128284S6	UNITED STATES TREASURY	AA+	AAA	Aaa	2,100,000.00	12/10/2018	05/31/2023	2,100,253.13	0.00	19,407.79	87,022.87	2,187,276.00	2,206,683.79
STLUCIE-PFM	9128284W7	UNITED STATES TREASURY	AA+	AAA	Aaa	140,000.00	09/07/2018	08/15/2021	140,114.84	0.00	491.71	2,624.96	142,739.80	143,231.51
STLUCIE-PFM	9128285L0	UNITED STATES TREASURY	AA+	AAA	Aaa	500,000.00	12/11/2018	11/15/2021	502,070.31	0.00	5,429.69	10,624.69	512,695.00	518,124.69
STLUCIE-Payden & Rygel	9128285P1	UNITED STATES TREASURY	AA+	AAA	Aaa	770,000.00	12/17/2018	11/30/2023	774,361.33	0.00	7,439.65	35,971.27	810,332.60	817,772.25
STLUCIE-PFM	9128285R7	UNITED STATES TREASURY	AA+	AAA	Aaa	1,395,000.00	01/10/2019	12/15/2021	1,399,849.80	0.00	10,805.53	25,882.05	1,425,731.85	1,436,537.38
STLUCIE-Payden & Rygel	9128285U0	UNITED STATES TREASURY	AA+	AAA	Aaa	1,025,000.00	01/22/2019	12/31/2023	1,026,000.98	0.00	6,799.68	43,207.27	1,069,208.25	1,076,007.93
STLUCIE-PFM	9128285V8	UNITED STATES TREASURY	AA+	AAA	Aaa	2,250,000.00	01/31/2019	01/15/2022	2,246,835.94	0.00	11,922.55	46,769.06	2,293,605.00	2,305,527.55
STLUCIE-Payden & Rygel	9128285Z9	UNITED STATES TREASURY	AA+	AAA	Aaa	170,000.00	02/04/2019	01/31/2024	169,927.52	0.00	716.03	6,653.18	176,580.70	177,296.73
STLUCIE-Payden & Rygel	9128286C9	UNITED STATES TREASURY	AA+	AAA	Aaa	300,000.00	03/08/2019	01/31/2024	300,758.28	0.00	1,263.59	10,874.72	311,613.00	312,876.59
STLUCIE-PFM	9128286G7	UNITED STATES TREASURY	AA+	AAA	Aaa	1,075,000.00	03/06/2019	02/15/2022	1,073,782.23	0.00	3,432.40	22,932.77	1,096,715.00	1,100,147.40
STLUCIE-Payden & Rygel	9128286M7	UNITED STATES TREASURY	AA+	AAA	Aaa	1,375,000.00	05/03/2019	04/15/2022	1,375,734.38	0.00	6,684.91	142,257.82	1,418,035.85	1,424,713.76
STLUCIE-Payden & Rygel	9128286R6	UNITED STATES TREASURY	AA+	AAA	Aaa	415,000.00	05/03/2019	04/30/2024	413,137.13	0.00	3,907.54	14,362.67	427,499.80	431,407.34
STLUCIE-Payden & Rygel	9128286R6	UNITED STATES TREASURY	AA+	AAA	Aaa	210,000.00	05/20/2019	04/30/2024	210,697.27	0.00	1,977.31	5,627.93	216,325.20	218,302.51
STLUCIE-Payden & Rygel	9128286Z8	UNITED STATES TREASURY	AA+	AAA	Aaa	530,000.00	07/10/2019	06/30/2024	527,080.86	0.00	2,343.95	7,413.54	534,494.40	536,838.35
STLUCIE-PFM	9128287C8	UNITED STATES TREASURY	AA+	AAA	Aaa	400,000.00	08/05/2019	07/15/2022	400,656.25	0.00	1,483.70	923.75	401,580.00	403,063.70
STLUCIE-PFM	912828C57	UNITED STATES TREASURY	AA+	AAA	Aaa	1,150,000.00	03/06/2018	03/31/2021	1,143,531.25	0.00	70.70	14,909.75	1,158,511.70	1,158,511.70
STLUCIE-PFM	912828D72	UNITED STATES TREASURY	AA+	AAA	Aaa	150,000.00	08/03/2018	08/31/2021	146,513.67	0.00	255.49	4,411.83	150,925.50	151,180.99

**ST. LUCIE COUNTY BOARD OF COUNTY COMMISSIONERS
INVESTMENT PORTFOLIO
AS OF SEPTEMBER 30, 2019**

Account	Identifier	Description	S&P Rating	Fitch Rating	Moody's Rating	Final Maturity	Book Value	Interest Due	Accrued Balance	Net Unrealized Gain/Loss	Market Value	Market Value + Accrued
STLUCIE-PFM	912828D72	UNITED STATES TREASURY	AA+	AAA	Aaa	08/05/2019 08/31/2021	1,005,429.69	0.00	1,703.30	740.31	1,006,170.00	1,007,873.30
STLUCIE-PFM	912828H86	UNITED STATES TREASURY	AA+	AAA	Aaa	02/11/2019 01/31/2022	1,216,015.63	0.00	3,158.97	30,621.87	1,246,637.50	1,249,796.47
STLUCIE-PFM	912828L99	UNITED STATES TREASURY	AA+	AAA	Aaa	10/05/2017 10/31/2020	386,876.95	0.00	2,244.09	1,325.49	388,202.10	390,446.19
STLUCIE-PFM	912828M98	UNITED STATES TREASURY	AA+	AAA	Aaa	11/03/2017 11/30/2020	995,898.44	0.00	5,461.07	2,071.56	997,970.00	1,003,431.07
STLUCIE-PFM	912828N48	UNITED STATES TREASURY	AA+	AAA	Aaa	12/05/2017 12/31/2020	1,816,302.73	0.00	8,071.16	7,492.77	1,823,795.50	1,831,866.66
STLUCIE-PFM	912828N89	UNITED STATES TREASURY	AA+	AAA	Aaa	01/04/2018 01/31/2021	833,099.61	0.00	1,969.09	12,454.89	845,554.50	847,523.59
STLUCIE-PFM	912828T34	UNITED STATES TREASURY	AA+	AAA	Aaa	09/30/2019 09/30/2021	791,875.00	0.00	24.59	(59.00)	791,816.00	791,840.59
STLUCIE-Savgrass	912828T91	UNITED STATES TREASURY	AA+	AAA	Aaa	12/24/2018 10/31/2023	1,332,957.81	0.00	9,520.38	70,052.19	1,403,010.00	1,412,530.38
STLUCIE-Savgrass	912828T91	UNITED STATES TREASURY	AA+	AAA	Aaa	02/08/2019 10/31/2023	1,155,050.89	0.00	8,160.33	47,529.11	1,202,580.00	1,210,740.33
STLUCIE-Savgrass	912828T91	UNITED STATES TREASURY	AA+	AAA	Aaa	02/13/2019 10/31/2023	720,969.31	0.00	5,100.20	30,643.19	751,612.50	756,712.70
STLUCIE-Savgrass	912828U57	UNITED STATES TREASURY	AA+	AAA	Aaa	12/19/2018 11/30/2023	340,841.01	0.00	2,499.49	16,869.49	357,710.50	360,209.99
STLUCIE-Payden & Rygel	912828W71	UNITED STATES TREASURY	AA+	AAA	Aaa	04/02/2019 03/31/2024	411,611.91	0.00	24.09	13,422.79	425,034.70	425,058.79
STLUCIE-Payden & Rygel	912828W71	UNITED STATES TREASURY	AA+	AAA	Aaa	04/05/2019 03/31/2024	208,080.47	0.00	12.19	6,997.33	215,077.80	215,089.99
STLUCIE-Savgrass	912828WJ5	UNITED STATES TREASURY	AA+	AAA	Aaa	05/31/2019 05/15/2024	2,295,095.42	0.00	21,246.60	47,537.08	2,342,632.50	2,363,879.10
STLUCIE-Savgrass	912828WJ5	UNITED STATES TREASURY	AA+	AAA	Aaa	07/18/2019 07/15/2024	772,971.26	0.00	7,082.20	7,906.24	780,877.50	787,959.70
STLUCIE-Savgrass	912828WJ5	UNITED STATES TREASURY	AA+	AAA	Aaa	08/05/2019 05/15/2024	726,471.10	0.00	6,610.05	2,347.90	728,819.00	735,429.05
STLUCIE-Savgrass	912828WJ5	UNITED STATES TREASURY	AA+	AAA	Aaa	08/05/2019 05/15/2024	1,037,933.04	0.00	9,442.93	3,236.96	1,041,170.00	1,050,612.93
STLUCIE-Savgrass	912828WJ5	UNITED STATES TREASURY	AA+	AAA	Aaa	08/07/2019 05/15/2024	782,639.24	0.00	7,082.20	(1,761.74)	780,877.50	787,959.70
STLUCIE-Savgrass	912828WJ5	UNITED STATES TREASURY	AA+	AAA	Aaa	08/08/2019 05/15/2024	1,150,406.03	0.00	10,387.23	(5,119.03)	1,145,287.00	1,155,674.23
STLUCIE-PFM	912828WN6	UNITED STATES TREASURY	AA+	AAA	Aaa	05/17/2018 05/31/2021	1,321,576.17	0.00	9,073.77	34,701.33	1,356,277.50	1,365,351.27
STLUCIE-PFM	912828WR7	UNITED STATES TREASURY	AA+	AAA	Aaa	06/06/2018 06/30/2021	2,092,709.96	0.00	11,411.77	48,057.54	2,104,767.50	2,122,825.04
STLUCIE-PFM	912828WZ9	UNITED STATES TREASURY	AA+	AAA	Aaa	04/03/2019 04/30/2022	196,773.44	0.00	1,464.67	3,992.56	200,766.00	202,230.67
STLUCIE-PFM	912828XR6	UNITED STATES TREASURY	AA+	AAA	Aaa	07/09/2019 05/31/2022	997,890.63	0.00	5,881.15	5,859.37	1,003,750.00	1,009,631.15
STLUCIE-Payden & Rygel	912828Y87	UNITED STATES TREASURY	AA+	AAA	Aaa	06/05/2019 05/31/2024	60,267.19	0.00	403.28	61,600.88	61,197.60	61,600.88
STLUCIE-Payden & Rygel	912828Y87	UNITED STATES TREASURY	AA+	AAA	Aaa	08/29/2019 07/31/2024	1,084,011.91	0.00	3,140.20	9,304.41	1,074,403.95	1,077,543.96
STLUCIE-Payden & Rygel	912828Y87	UNITED STATES TREASURY	AA+	AAA	Aaa	08/29/2019 07/31/2024	490,440.24	0.00	938.72	(1,567.24)	488,873.00	489,811.72
STLUCIE-Payden & Rygel	912828Y87	UNITED STATES TREASURY	AA+	AAA	Aaa	08/23/2019 08/15/2022	2,793,580.66	0.00	5,354.55	(5,009.16)	2,788,571.50	2,793,926.05
STLUCIE-Payden & Rygel	912828Y87	UNITED STATES TREASURY	AA+	AAA	Aaa	09/10/2019 08/15/2022	5,845,429.69	0.00	11,207.20	(8,884.69)	5,836,545.00	5,847,752.20
STLUCIE-PFM	912828Y82	UNITED STATES TREASURY	AA+	AAA	Aaa	09/06/2019 08/31/2021	998,945.31	0.00	1,277.47	(1,875.31)	997,070.00	998,347.47
STLUCIE-Payden & Rygel	912828Y82	UNITED STATES TREASURY	AA+	AAA	Aaa	09/03/2019 08/31/2021	1,214,193.16	0.00	1,552.13	(2,753.11)	1,211,440.05	1,212,992.18
STLUCIE-Payden & Rygel	912828Y82	UNITED STATES TREASURY	AA+	AAA	Aaa	09/03/2019 08/31/2021	204,847.85	0.00	261.88	(448.50)	204,399.35	204,661.23
STLUCIE-Payden & Rygel	912828Y82	UNITED STATES TREASURY	AA+	AAA	Aaa	09/09/2019 08/31/2021	209,927.17	0.00	268.27	(541.47)	209,384.70	209,652.97
STLUCIE-Payden & Rygel	912828Y82	UNITED STATES TREASURY	AA+	AAA	Aaa	09/13/2019 08/31/2021	338,764.84	0.00	434.34	238.96	339,003.80	339,438.14
STLUCIE-Payden & Rygel	912828Y82	UNITED STATES TREASURY	AA+	AAA	Aaa	09/23/2019 08/31/2021	567,461.72	0.00	728.16	868.18	568,329.90	569,058.06
							58,756,949.26		293,602.89	983,314.64	59,740,263.90	60,033,866.79
SUPRANATIONAL AGENCIES												
STLUCIE-PFM	00828ECA5	AFRICAN DEVELOPMENT BANK	AAA	AAA	Aaa	03/16/2017 03/16/2020	698,964.00	0.00	546.88	462.00	699,426.00	699,972.88
STLUCIE-PFM	00828ECZ0	AFRICAN DEVELOPMENT BANK	AAA	AAA	Aaa	03/22/2018 03/22/2021	224,768.25	0.00	147.66	2,956.50	227,724.75	227,872.41
STLUCIE-Payden & Rygel	00828EDF3	AFRICAN DEVELOPMENT BANK	AAA	AAA	Aaa	12/06/2018 12/06/2021	169,850.40	0.00	1,629.17	4,829.70	174,680.10	176,309.27
STLUCIE-PFM	00828EEA3	AFRICAN DEVELOPMENT BANK	AAA	AAA	Aaa	09/18/2019 09/16/2022	424,332.75	0.00	249.39	454.75	424,787.50	425,036.89
STLUCIE-Payden & Rygel	00828EEA3	AFRICAN DEVELOPMENT BANK	AAA	AAA	Aaa	09/18/2019 09/16/2022	229,658.90	0.00	134.97	246.10	229,895.00	230,019.97
STLUCIE-PFM	045167DT7	ASIAN DEVELOPMENT BANK	AAA	AAA	Aaa	01/12/2017 01/10/2020	624,637.50	0.00	2,460.94	(118.75)	624,518.75	626,979.69
STLUCIE-Payden & Rygel	045167DX8	ASIAN DEVELOPMENT BANK	AAA	AAA	Aaa	02/16/2017 02/16/2022	596,604.00	0.00	1,500.00	8,112.00	604,716.00	606,216.00
STLUCIE-Payden & Rygel	045167EA7	ASIAN DEVELOPMENT BANK	AAA	AAA	Aaa	06/08/2017 06/08/2021	598,662.00	0.00	3,295.83	1,452.00	600,114.00	603,409.83
STLUCIE-Payden & Rygel	045167ED1	ASIAN DEVELOPMENT BANK	AAA	AAA	Aaa	09/13/2017 09/13/2022	557,688.80	0.00	472.50	3,850.20	541,539.00	542,011.50
STLUCIE-PFM	045167EF6	ASIAN DEVELOPMENT BANK	AAA	AAA	Aaa	01/19/2018 01/20/2021	339,656.20	0.00	1,508.75	2,216.80	341,873.00	343,361.75
STLUCIE-Payden & Rygel	045167EN9	ASIAN DEVELOPMENT BANK	AAA	AAA	Aaa	07/19/2019 07/19/2022	249,745.00	0.00	937.50	1,915.00	251,660.00	252,597.50
STLUCIE-Payden & Rygel	4581X0CW6	INTER-AMERICAN DEVELOPMENT BANK	AAA	AAA	Aaa	01/18/2017 01/18/2022	1,198,524.00	0.00	5,170.83	13,800.00	1,212,324.00	1,217,494.83
STLUCIE-PFM	4581X0CX4	INTER-AMERICAN DEVELOPMENT BANK	AAA	AAA	Aaa	04/12/2017 05/12/2020	618,530.60	0.00	3,890.07	272.80	618,803.40	622,693.47
STLUCIE-Payden & Rygel	4581X0CZ9	INTER-AMERICAN DEVELOPMENT BANK	AAA	AAA	Aaa	09/14/2017 09/14/2022	597,888.00	0.00	495.83	3,882.00	601,770.00	602,265.83
STLUCIE-PFM	4581X0DB1	INTER-AMERICAN DEVELOPMENT BANK	AAA	AAA	Aaa	04/19/2018 04/19/2021	608,658.00	0.00	7,205.63	9,235.40	617,893.40	625,099.03
STLUCIE-Payden & Rygel	459058FY4	INTERNATIONAL BANK FOR RECONSTRUCTION A	AAA	AAA	Aaa	01/26/2017 01/26/2022	1,193,484.00	0.00	4,333.33	15,984.00	1,209,468.00	1,213,801.33
STLUCIE-PFM	459058GH0	INTERNATIONAL BANK FOR RECONSTRUCTION A	AAA	AAA	Aaa	07/25/2018 07/23/2021	483,865.10	0.00	2,519.31	10,112.25	493,977.35	496,496.66
STLUCIE-PFM	459058GU1	INTERNATIONAL BANK FOR RECONSTRUCTION A	AAA	AAA	Aaa	05/29/2019 07/01/2022	298,899.00	0.00	1,593.75	5,145.00	304,044.00	305,637.75
STLUCIE-PFM	459058UP3	INTERNATIONAL BANK FOR RECONSTRUCTION A	AAA	AAA	Aaa	09/19/2017 09/12/2020	618,512.00	0.00	510.79	124.00	618,636.00	619,146.79
STLUCIE-Payden & Rygel	459058UP7	INTERNATIONAL BANK FOR RECONSTRUCTION A	AAA	AAA	Aaa	10/16/2017 10/16/2020	510,000.00	0.00	4,558.13	0.00	510,000.00	514,558.13

**ST. LUCIE COUNTY BOARD OF COUNTY COMMISSIONERS
INVESTMENT PORTFOLIO
AS OF SEPTEMBER 30, 2019**

Account	Identifier	Description	S&P Rating	Fitch Rating	Moody's Rating	Final Maturity	Book Value	Interest Due	Accrued Balance	Net Unrealized Gain/Loss	Market Value	Market Value + Accrued
STLUCIE-PFM	45950KCM0	INTERNATIONAL FINANCE CORP	AAA	NA	Aaa	01/25/2018	383,868.10	0.00	1,588.13	3,330.25	387,198.35	388,786.48
STLUCIE-Payden & Rygel	45950KCP3	INTERNATIONAL FINANCE CORP	AAA	NA	Aaa	07/31/2018	248,812.50	0.00	1,218.31	12,535.00	261,347.50	262,565.81
STLUCIE-PFM	45950VLQ7	INTERNATIONAL FINANCE CORP	NA	NA	Aaa	03/16/2018	519,610.00	0.00	837.34	4,248.40	523,858.40	524,695.74
							11,975,179.10	0.00	46,805.02	105,045.40	12,080,224.50	12,127,029.52
ASSET BACKED SECURITIES												
STLUCIE-Payden & Rygel	02007MAE0	ALLYA 181 A3	AAA	AAA	NA	08/03/2018	456,293.54	0.00	481.16	5,335.30	461,628.83	462,109.99
STLUCIE-Payden & Rygel	02007TRAC3	ALLYA 193 A3	AAA	NA	Aaa	09/17/2019	79,997.74	0.00	60.04	52.66	80,050.40	80,110.44
STLUCIE-Payden & Rygel	02587AAJ3	AMXCA 171 A	AAA	AAA	Aaa	08/03/2018	187,046.09	0.00	162.98	2,803.81	189,849.90	190,012.88
STLUCIE-Payden & Rygel	05522RDB1	BACCT 191 A	NA	AAA	Aaa	09/13/2019	249,938.65	0.00	217.50	(806.15)	249,132.50	249,350.00
STLUCIE-Payden & Rygel	05588CAC6	BMWOT 19A A3	AAA	AAA	NA	09/18/2019	259,965.06	0.00	180.27	144.14	260,109.20	260,289.47
STLUCIE-Payden & Rygel	14041NFH9	COMET 166 A	AAA	AAA	NR	08/08/2018	246,835.94	0.00	202.22	3,084.06	249,920.00	250,122.22
STLUCIE-Payden & Rygel	14041NFT3	COMET 191 A	AAA	AAA	NA	02/28/2019	159,972.13	0.00	201.96	3,651.87	163,624.00	163,825.96
STLUCIE-Payden & Rygel	14042WAC4	COPAR 191 A3	AAA	AAA	Aaa	05/30/2019	139,971.64	0.00	156.18	1,615.96	141,587.60	141,743.78
STLUCIE-Payden & Rygel	14043TAF3	COPAR 192 A3	AAA	AAA	NA	09/18/2019	309,982.58	0.00	214.93	209.62	310,192.20	310,407.13
STLUCIE-Payden & Rygel	14315EAC4	CARMX 184 A3	AAA	AAA	NA	10/24/2018	209,998.07	0.00	313.60	4,859.23	214,857.30	215,170.90
STLUCIE-Payden & Rygel	14315NAC4	CARMX 191 A3	AAA	AAA	NA	01/23/2019	349,960.42	0.00	474.44	7,172.58	357,133.00	357,607.44
STLUCIE-Payden & Rygel	14315PAD7	CARMX 193 A3	AAA	AAA	NA	07/30/2019	249,966.43	0.00	242.22	1,411.07	251,377.50	251,619.72
STLUCIE-Payden & Rygel	14316LAC7	CARMX 192 A3	AAA	AAA	NA	04/17/2019	299,969.34	0.00	357.33	4,872.66	304,842.00	305,199.33
STLUCIE-Payden & Rygel	34531CAD2	FORDO 16C A3	NA	AAA	Aaa	07/30/2018	59,915.47	0.00	32.87	604.43	60,519.90	60,552.77
STLUCIE-Payden & Rygel	34533FAD3	FORDO 19A A3	AAA	AAA	Aaa	03/22/2019	279,952.88	0.00	345.96	3,731.92	283,684.80	284,030.76
STLUCIE-Payden & Rygel	36256GAE9	GMALT 183 A4	AAA	NA	Aaa	09/26/2018	49,993.63	0.00	50.42	677.87	50,671.50	50,721.92
STLUCIE-Payden & Rygel	36257PAD0	GMALR 193 A3	AAA	AAA	NA	07/24/2019	169,979.29	0.00	154.42	1,033.91	171,013.20	171,167.62
STLUCIE-Payden & Rygel	43811BAC8	HAROT 172 A3	AAA	NA	Aaa	08/03/2018	271,136.36	0.00	205.27	3,233.02	274,369.38	274,574.65
STLUCIE-Payden & Rygel	43815HAC1	HAROT 183 A3	NA	AAA	Aaa	08/28/2018	349,951.98	0.00	286.81	4,094.02	354,046.00	354,332.81
STLUCIE-Payden & Rygel	58769LAD4	MBALT 18B A4	AAA	AAA	NA	11/20/2018	339,978.04	0.00	500.18	6,131.76	346,609.80	346,609.98
STLUCIE-Payden & Rygel	65478LAE9	NALT 19B A4	AAA	NA	Aaa	07/24/2019	129,970.93	0.00	132.31	690.77	130,661.70	130,794.01
STLUCIE-Payden & Rygel	65479GAD1	NALT 18B A3	AAA	NA	Aaa	07/25/2018	239,992.22	0.00	326.40	3,478.18	243,470.40	243,796.80
STLUCIE-Payden & Rygel	65479PAA7	NALT 19A A1	A-1+	NA	P-1	04/15/2019	32,698.26	0.00	35.41	9.81	32,708.07	32,743.47
STLUCIE-Payden & Rygel	87166PAF8	SYNIT 192 A	NA	AAA	Aaa	06/24/2019	129,990.58	0.00	135.20	1,084.52	131,075.10	131,210.30
STLUCIE-Payden & Rygel	92347YAA2	VZOT 19A A1A	AAA	AAA	Aaa	03/13/2019	269,946.00	0.00	241.73	4,932.90	274,878.90	275,120.63
STLUCIE-Payden & Rygel	98162CAD3	WOLS 18B A3	NA	AAA	Aaa	09/19/2018	209,983.26	0.00	297.73	2,711.04	212,694.30	212,992.03
STLUCIE-Payden & Rygel	98163EAD8	WOART 18C A3	AAA	AAA	NA	08/01/2018	279,973.85	0.00	389.51	5,488.95	285,462.80	285,852.31
							6,013,360.37	0.00	6,399.04	72,309.90	6,085,670.27	6,092,069.31
EQUITIES & EXCHANGE TRADED FUNDS												
STLUCIE-Equities Sawgrass	001055102	AFLAC ORD	NA	NA	NA	10/12/2018	4,206.60	0.00	0.00	502.20	4,708.80	4,708.80
STLUCIE-Equities Sawgrass	00182C103	ANI PHARMACEUTICALS ORD	NA	NA	NA	05/06/2019	1,058.09	0.00	0.00	35.11	1,093.20	1,093.20
STLUCIE-Equities Sawgrass	00182C103	ANI PHARMACEUTICALS ORD	NA	NA	NA	06/11/2019	2,500.85	0.00	0.00	49.95	2,550.80	2,550.80
STLUCIE-Equities Sawgrass	00182C103	ANI PHARMACEUTICALS ORD	NA	NA	NA	06/21/2019	4,098.60	0.00	0.00	(90.20)	4,008.40	4,008.40
STLUCIE-Equities Sawgrass	00182C103	ANI PHARMACEUTICALS ORD	NA	NA	NA	06/27/2019	3,906.34	0.00	0.00	(262.34)	3,644.00	3,644.00
STLUCIE-Equities Sawgrass	00182C103	ANI PHARMACEUTICALS ORD	NA	NA	NA	07/19/2019	4,048.57	0.00	0.00	(404.57)	3,644.00	3,644.00
STLUCIE-Equities Sawgrass	00182C103	ANI PHARMACEUTICALS ORD	NA	NA	NA	07/26/2019	3,343.58	0.00	0.00	(428.38)	2,915.20	2,915.20
STLUCIE-Equities Sawgrass	00182C103	ANI PHARMACEUTICALS ORD	NA	NA	NA	08/01/2019	4,260.34	0.00	0.00	(616.34)	3,644.00	3,644.00
STLUCIE-Equities Sawgrass	00206R102	AT&T ORD	NA	NA	NA	07/22/2016	72,760.00	0.00	0.00	(8,432.00)	64,328.00	64,328.00
STLUCIE-Equities Sawgrass	00206R102	AT&T ORD	NA	NA	NA	12/08/2016	31,088.00	0.00	0.00	(816.00)	30,272.00	30,272.00
STLUCIE-Equities Sawgrass	00206R102	AT&T ORD	NA	NA	NA	12/09/2016	17,545.50	0.00	0.00	(517.50)	17,028.00	17,028.00
STLUCIE-Equities Sawgrass	00206R102	AT&T ORD	NA	NA	NA	07/19/2019	837.75	0.00	0.00	108.25	946.00	946.00
STLUCIE-Equities Sawgrass	00206R102	AT&T ORD	NA	NA	NA	09/13/2019	4,698.60	0.00	0.00	(44.28)	4,654.32	4,654.32
STLUCIE-Equities Sawgrass	00206R102	AT&T ORD	NA	NA	NA	09/16/2019	22,944.00	0.00	0.00	(240.00)	22,704.00	22,704.00
STLUCIE-Equities Sawgrass	002535300	AARONS ORD	NA	NA	NA	11/13/2018	2,041.60	1.40	0.00	528.80	2,570.40	2,570.40
STLUCIE-Equities Sawgrass	002535300	AARONS ORD	NA	NA	NA	05/09/2019	1,753.07	1.05	0.00	1,727.80	1,927.80	1,927.80
STLUCIE-Equities Sawgrass	002535300	AARONS ORD	NA	NA	NA	05/31/2019	2,699.46	1.75	0.00	513.54	3,213.00	3,213.00
STLUCIE-Equities Sawgrass	002535300	AARONS ORD	NA	NA	NA	06/13/2019	3,580.70	2.10	0.00	274.90	3,855.60	3,855.60
STLUCIE-Equities Sawgrass	002535300	AARONS ORD	NA	NA	NA	06/12/2019	1,811.40	1.05	0.00	116.40	1,927.80	1,927.80
STLUCIE-Equities Sawgrass	002535300	AARONS ORD	NA	NA	NA	08/01/2019	3,792.38	2.10	0.00	63.22	3,855.60	3,855.60
STLUCIE-Equities Sawgrass	002535300	AARONS ORD	NA	NA	NA	08/09/2019	1,282.80	0.70	0.00	1,285.20	1,285.20	1,285.20
STLUCIE-Equities Sawgrass	002535300	AARONS ORD	NA	NA	NA	08/19/2019	3,765.85	2.10	0.00	89.75	3,855.60	3,855.60

ST. LUCIE COUNTY BOARD OF COUNTY COMMISSIONERS
 INVESTMENT PORTFOLIO
 AS OF SEPTEMBER 30, 2019

Account	Identifier	Description	S&P Rating	Fitch Rating	Moody's Rating	Current Units	Settle Date	Final Maturity	Book Value	Interest Due	Accrued Balance	Net Unrealized Gain/Loss	Market Value	Market Value + Accrued
STLUCIE-Equities Sawgrass	00287Y109	ABBVIE ORD	NA	NA	NA	675.00	07/22/2016	---	42,687.54	0.00	0.00	8,423.46	51,111.00	51,111.00
STLUCIE-Equities Sawgrass	00287Y109	ABBVIE ORD	NA	NA	NA	275.00	12/08/2016	---	16,650.26	0.00	0.00	4,172.74	20,823.00	20,823.00
STLUCIE-Equities Sawgrass	00287Y109	ABBVIE ORD	NA	NA	NA	1,500.00	12/09/2016	---	9,195.00	0.00	0.00	2,163.00	11,358.00	11,358.00
STLUCIE-Equities Sawgrass	00287Y109	ABBVIE ORD	NA	NA	NA	1,180.00	12/31/2018	---	103,006.45	0.00	0.00	(13,656.85)	89,349.60	89,349.60
STLUCIE-Equities Sawgrass	00287Y109	ABBVIE ORD	NA	NA	NA	1,260.00	02/04/2019	---	101,706.95	0.00	0.00	(6,299.75)	95,407.20	95,407.20
STLUCIE-Equities Sawgrass	00287Y109	ABBVIE ORD	NA	NA	NA	1,060.00	05/02/2019	---	84,324.06	0.00	0.00	(4,060.86)	80,263.20	80,263.20
STLUCIE-Equities Sawgrass	00287Y109	ABBVIE ORD	NA	NA	NA	120.00	09/26/2019	---	8,745.86	0.00	0.00	340.54	9,086.40	9,086.40
STLUCIE-Equities Sawgrass	005098108	ACUSHNET HOLDINGS ORD	NA	NA	NA	105.00	09/13/2019	---	2,941.05	0.00	0.00	(169.05)	2,772.00	2,772.00
STLUCIE-Equities Sawgrass	006739106	ADDUS HOMECARE ORD	NA	NA	NA	5.00	11/15/2018	---	365.13	0.00	0.00	31.27	396.40	396.40
STLUCIE-Equities Sawgrass	006739106	ADDUS HOMECARE ORD	NA	NA	NA	50.00	11/23/2018	---	3,434.05	0.00	0.00	529.95	3,964.00	3,964.00
STLUCIE-Equities Sawgrass	006739106	ADDUS HOMECARE ORD	NA	NA	NA	60.00	12/03/2018	---	4,523.91	0.00	0.00	232.89	4,756.80	4,756.80
STLUCIE-Equities Sawgrass	006739106	ADDUS HOMECARE ORD	NA	NA	NA	60.00	06/07/2019	---	4,348.81	0.00	0.00	407.99	4,756.80	4,756.80
STLUCIE-Equities Sawgrass	006739106	ADDUS HOMECARE ORD	NA	NA	NA	35.00	07/22/2019	---	2,673.40	0.00	0.00	101.40	2,774.80	2,774.80
STLUCIE-Equities Sawgrass	006739106	ADDUS HOMECARE ORD	NA	NA	NA	30.00	08/01/2019	---	2,426.50	0.00	0.00	(48.10)	2,378.40	2,378.40
STLUCIE-Equities Sawgrass	007800105	AEROJET ROCKETDYNE HOLDINGS ORD	NA	NA	NA	5.00	06/11/2019	---	199.95	0.00	0.00	52.60	252.55	252.55
STLUCIE-Equities Sawgrass	007800105	AEROJET ROCKETDYNE HOLDINGS ORD	NA	NA	NA	25.00	06/12/2019	---	1,013.38	0.00	0.00	249.37	1,262.75	1,262.75
STLUCIE-Equities Sawgrass	007800105	AEROJET ROCKETDYNE HOLDINGS ORD	NA	NA	NA	94.00	08/05/2019	---	4,572.91	0.00	0.00	175.03	4,747.94	4,747.94
STLUCIE-Equities Sawgrass	011311107	ALAMO GROUP ORD	NA	NA	NA	35.00	08/09/2019	---	3,756.77	0.00	0.00	363.43	4,120.20	4,120.20
STLUCIE-Equities Sawgrass	011311107	ALAMO GROUP ORD	NA	NA	NA	30.00	08/13/2019	---	3,219.07	0.00	0.00	312.53	3,531.60	3,531.60
STLUCIE-Equities Sawgrass	012348108	ALBANY INTERNATIONAL CL A ORD	NA	NA	NA	30.00	07/01/2019	---	2,418.90	5.40	0.00	285.90	2,704.80	2,704.80
STLUCIE-Equities Sawgrass	012348108	ALBANY INTERNATIONAL CL A ORD	NA	NA	NA	50.00	07/19/2019	---	3,988.78	9.00	0.00	519.22	4,508.00	4,508.00
STLUCIE-Equities Sawgrass	012348108	ALBANY INTERNATIONAL CL A ORD	NA	NA	NA	50.00	07/26/2019	---	3,979.39	9.00	0.00	528.61	4,508.00	4,508.00
STLUCIE-Equities Sawgrass	012348108	ALBANY INTERNATIONAL CL A ORD	NA	NA	NA	50.00	08/01/2019	---	3,957.79	9.00	0.00	550.21	4,508.00	4,508.00
STLUCIE-Equities Sawgrass	012348108	ALBANY INTERNATIONAL CL A ORD	NA	NA	NA	25.00	08/02/2019	---	2,161.00	4.50	0.00	93.00	2,254.00	2,254.00
STLUCIE-Equities Sawgrass	012348108	ALBANY INTERNATIONAL CL A ORD	NA	NA	NA	30.00	08/19/2019	---	2,470.88	5.40	0.00	233.92	2,704.80	2,704.80
STLUCIE-Equities Sawgrass	012348108	ALBANY INTERNATIONAL CL A ORD	NA	NA	NA	40.00	09/13/2019	---	3,469.41	0.00	0.00	136.99	3,606.40	3,606.40
STLUCIE-Equities Sawgrass	020002101	ALLSTATE ORD	NA	NA	NA	1,439.00	05/05/2017	---	117,491.33	719.50	0.00	38,899.19	156,390.52	156,390.52
STLUCIE-Equities Sawgrass	020002101	ALLSTATE ORD	NA	NA	NA	86.00	06/04/2018	---	8,071.96	43.00	0.00	1,274.52	9,346.48	9,346.48
STLUCIE-Equities Sawgrass	025816109	AMERICAN EXPRESS ORD	NA	NA	NA	850.00	01/05/2018	---	84,401.35	0.00	0.00	16,136.65	100,538.00	100,538.00
STLUCIE-Equities Sawgrass	029899101	AMERICAN STATES WATER ORD	NA	NA	NA	40.00	07/22/2019	---	3,067.72	0.00	0.00	526.68	3,594.40	3,594.40
STLUCIE-Equities Sawgrass	029899101	AMERICAN STATES WATER ORD	NA	NA	NA	40.00	08/12/2019	---	3,271.88	0.00	0.00	322.52	3,594.40	3,594.40
STLUCIE-Equities Sawgrass	03062T105	AMERICA'S CAR-MART ORD	NA	NA	NA	40.00	07/20/2018	---	2,529.95	0.00	0.00	1,138.05	3,668.00	3,668.00
STLUCIE-Equities Sawgrass	03062T105	AMERICA'S CAR-MART ORD	NA	NA	NA	50.00	07/31/2018	---	3,145.63	0.00	0.00	1,439.37	4,585.00	4,585.00
STLUCIE-Equities Sawgrass	03062T105	AMERICA'S CAR-MART ORD	NA	NA	NA	50.00	10/10/2018	---	3,827.78	0.00	0.00	757.22	4,585.00	4,585.00
STLUCIE-Equities Sawgrass	03062T105	AMERICA'S CAR-MART ORD	NA	NA	NA	40.00	11/23/2018	---	3,031.78	0.00	0.00	636.22	3,668.00	3,668.00
STLUCIE-Equities Sawgrass	03062T105	AMERICA'S CAR-MART ORD	NA	NA	NA	10.00	05/13/2019	---	954.51	0.00	0.00	(37.51)	917.00	917.00
STLUCIE-Equities Sawgrass	03062T105	AMERICA'S CAR-MART ORD	NA	NA	NA	40.00	09/20/2019	---	3,618.29	0.00	0.00	49.71	3,668.00	3,668.00
STLUCIE-Equities Sawgrass	03073E105	AMERISOURCEBERGEN ORD	NA	NA	NA	775.00	06/08/2018	---	67,389.74	0.00	0.00	(3,583.99)	63,805.75	63,805.75
STLUCIE-Equities Sawgrass	03073E105	AMERISOURCEBERGEN ORD	NA	NA	NA	250.00	07/19/2018	---	21,790.68	0.00	0.00	(1,208.18)	20,582.50	20,582.50
STLUCIE-Equities Sawgrass	03073E105	AMERISOURCEBERGEN ORD	NA	NA	NA	81.00	09/13/2019	---	7,128.00	0.00	0.00	(459.27)	6,668.73	6,668.73
STLUCIE-Equities Sawgrass	031162100	AMGEN ORD	NA	NA	NA	500.00	08/11/2017	---	86,888.10	0.00	0.00	9,866.90	96,755.00	96,755.00
STLUCIE-Equities Sawgrass	031162100	AMGEN ORD	NA	NA	NA	75.00	10/19/2018	---	15,141.75	0.00	0.00	(628.50)	14,513.25	14,513.25
STLUCIE-Equities Sawgrass	031162100	AMGEN ORD	NA	NA	NA	780.00	12/31/2018	---	143,956.41	0.00	0.00	6,981.39	150,937.80	150,937.80
STLUCIE-Equities Sawgrass	031162100	AMGEN ORD	NA	NA	NA	390.00	02/04/2019	---	72,919.70	0.00	0.00	2,549.20	75,468.90	75,468.90
STLUCIE-Equities Sawgrass	031162100	AMGEN ORD	NA	NA	NA	480.00	09/04/2019	---	99,661.63	0.00	0.00	(6,776.83)	92,884.80	92,884.80
STLUCIE-Equities Sawgrass	031162100	AMGEN ORD	NA	NA	NA	60.00	09/26/2019	---	11,844.25	0.00	0.00	(233.65)	11,610.60	11,610.60
STLUCIE-Equities Sawgrass	037833100	APPLE ORD	NA	NA	NA	395.00	11/29/2018	---	68,795.18	0.00	0.00	19,672.98	88,468.15	88,468.15
STLUCIE-Equities Sawgrass	037833100	APPLE ORD	NA	NA	NA	560.00	05/31/2019	---	99,084.16	0.00	0.00	26,339.04	125,423.20	125,423.20
STLUCIE-Equities Sawgrass	037833100	APPLE ORD	NA	NA	NA	10.00	09/26/2019	---	2,194.43	0.00	0.00	45.27	2,239.70	2,239.70
STLUCIE-Equities Sawgrass	04247X102	ARMSTRONG WORLD INDUSTRIES ORD	NA	NA	NA	50.00	02/28/2019	---	3,733.00	0.00	0.00	1,102.00	4,835.00	4,835.00
STLUCIE-Equities Sawgrass	04247X102	ARMSTRONG WORLD INDUSTRIES ORD	NA	NA	NA	25.00	03/26/2019	---	1,876.15	0.00	0.00	541.35	2,417.50	2,417.50
STLUCIE-Equities Sawgrass	04247X102	ARMSTRONG WORLD INDUSTRIES ORD	NA	NA	NA	50.00	05/13/2019	---	4,328.15	0.00	0.00	506.85	4,835.00	4,835.00
STLUCIE-Equities Sawgrass	04247X102	ARMSTRONG WORLD INDUSTRIES ORD	NA	NA	NA	30.00	05/23/2019	---	2,668.58	0.00	0.00	232.42	2,901.00	2,901.00
STLUCIE-Equities Sawgrass	04247X102	ARMSTRONG WORLD INDUSTRIES ORD	NA	NA	NA	40.00	09/20/2019	---	3,864.70	0.00	0.00	3.30	3,868.00	3,868.00
STLUCIE-Equities Sawgrass	043436104	ASBURY AUTOMOTIVE GROUP ORD	NA	NA	NA	35.00	08/27/2018	---	2,658.55	0.00	0.00	923.00	3,581.55	3,581.55
STLUCIE-Equities Sawgrass	043436104	ASBURY AUTOMOTIVE GROUP ORD	NA	NA	NA	30.00	02/22/2019	---	2,195.30	0.00	0.00	874.60	3,069.90	3,069.90

ST. LUCIE COUNTY BOARD OF COUNTY COMMISSIONERS
 INVESTMENT PORTFOLIO
 AS OF SEPTEMBER 30, 2019

Account	Identifier	Description	S&P Rating	Fitch Rating	Moody's Rating	Current Units	Settle Date	Final Maturity	Book Value	Interest Due	Accrued Balance	Net Unrealized Gain/Loss	Market Value	Market Value + Accrued
STLUCIE-Equities Sawgrass	043436104	ASBURY AUTOMOTIVE GROUP ORD	NA	NA	NA	50.00	04/26/2019	---	3,990.05	0.00	0.00	1,126.45	5,116.50	5,116.50
STLUCIE-Equities Sawgrass	043436104	ASBURY AUTOMOTIVE GROUP ORD	NA	NA	NA	40.00	05/03/2019	---	3,195.23	0.00	0.00	897.97	4,093.20	4,093.20
STLUCIE-Equities Sawgrass	043436104	ASBURY AUTOMOTIVE GROUP ORD	NA	NA	NA	50.00	05/06/2019	---	3,964.38	0.00	0.00	1,152.12	5,116.50	5,116.50
STLUCIE-Equities Sawgrass	043436104	ASBURY AUTOMOTIVE GROUP ORD	NA	NA	NA	30.00	05/23/2019	---	2,361.37	0.00	0.00	708.53	3,069.90	3,069.90
STLUCIE-Equities Sawgrass	043436104	ASBURY AUTOMOTIVE GROUP ORD	NA	NA	NA	10.00	07/01/2019	---	835.60	0.00	0.00	187.70	1,023.30	1,023.30
STLUCIE-Equities Sawgrass	043436104	ASBURY AUTOMOTIVE GROUP ORD	NA	NA	NA	35.00	07/22/2019	---	2,967.65	0.00	0.00	613.90	3,581.55	3,581.55
STLUCIE-Equities Sawgrass	043436104	ASBURY AUTOMOTIVE GROUP ORD	NA	NA	NA	25.00	07/25/2019	---	2,161.89	0.00	0.00	396.36	2,558.25	2,558.25
STLUCIE-Equities Sawgrass	043436104	ASBURY AUTOMOTIVE GROUP ORD	NA	NA	NA	15.00	08/09/2019	---	1,384.35	0.00	0.00	1,534.95	1,534.95	1,534.95
STLUCIE-Equities Sawgrass	043436104	ASBURY AUTOMOTIVE GROUP ORD	NA	NA	NA	80.00	09/13/2019	---	8,193.60	0.00	0.00	(7.20)	8,186.40	8,186.40
STLUCIE-Equities Sawgrass	047649108	ATKORE INTERNATIONAL GROUP ORD	NA	NA	NA	170.00	10/22/2018	---	3,964.01	0.00	0.00	1,195.49	5,159.50	5,159.50
STLUCIE-Equities Sawgrass	047649108	ATKORE INTERNATIONAL GROUP ORD	NA	NA	NA	146.00	01/16/2019	---	3,233.21	0.00	0.00	1,197.89	4,431.10	4,431.10
STLUCIE-Equities Sawgrass	047649108	ATKORE INTERNATIONAL GROUP ORD	NA	NA	NA	130.00	04/23/2019	---	3,145.62	0.00	0.00	799.88	3,945.50	3,945.50
STLUCIE-Equities Sawgrass	047649108	ATKORE INTERNATIONAL GROUP ORD	NA	NA	NA	130.00	04/26/2019	---	3,259.84	0.00	0.00	685.66	3,945.50	3,945.50
STLUCIE-Equities Sawgrass	047649108	ATKORE INTERNATIONAL GROUP ORD	NA	NA	NA	90.00	05/23/2019	---	2,244.72	0.00	0.00	486.78	2,731.50	2,731.50
STLUCIE-Equities Sawgrass	047649108	ATKORE INTERNATIONAL GROUP ORD	NA	NA	NA	120.00	06/13/2019	---	2,991.65	0.00	0.00	630.35	3,642.00	3,642.00
STLUCIE-Equities Sawgrass	053332102	AUTOZONE ORD	NA	NA	NA	95.00	09/13/2019	---	106,892.53	0.00	0.00	5,851.01	162,669.30	162,669.30
STLUCIE-Equities Sawgrass	053332102	AUTOZONE ORD	NA	NA	NA	15.00	07/19/2018	---	10,418.29	0.00	0.00	34,108.07	141,000.60	141,000.60
STLUCIE-Equities Sawgrass	053332102	AUTOZONE ORD	NA	NA	NA	90.00	03/06/2019	---	82,962.35	0.00	0.00	14,653.45	97,615.80	97,615.80
STLUCIE-Equities Sawgrass	053332102	AUTOZONE ORD	NA	NA	NA	8.00	04/08/2019	---	8,338.16	0.00	0.00	338.80	8,676.96	8,676.96
STLUCIE-Equities Sawgrass	060505104	BANK OF AMERICA ORD	NA	NA	NA	3,750.00	07/22/2016	---	53,587.50	0.00	0.00	55,800.00	109,387.50	109,387.50
STLUCIE-Equities Sawgrass	060505104	BANK OF AMERICA ORD	NA	NA	NA	1,575.00	12/08/2016	---	34,476.75	0.00	0.00	45,942.75	45,942.75	45,942.75
STLUCIE-Equities Sawgrass	060505104	BANK OF AMERICA ORD	NA	NA	NA	925.00	12/09/2016	---	20,257.32	0.00	0.00	6,724.93	26,982.25	26,982.25
STLUCIE-Equities Sawgrass	084670702	BERKSHIRE HATHWAY CL B ORD	NA	NA	NA	320.00	07/22/2016	---	46,945.05	0.00	0.00	19,621.35	66,566.40	66,566.40
STLUCIE-Equities Sawgrass	084670702	BERKSHIRE HATHWAY CL B ORD	NA	NA	NA	200.00	12/08/2016	---	31,988.00	0.00	0.00	9,616.00	41,604.00	41,604.00
STLUCIE-Equities Sawgrass	084670702	BERKSHIRE HATHWAY CL B ORD	NA	NA	NA	100.00	12/09/2016	---	16,029.00	0.00	0.00	4,773.00	20,802.00	20,802.00
STLUCIE-Equities Sawgrass	084670702	BERKSHIRE HATHWAY CL B ORD	NA	NA	NA	175.00	07/22/2016	---	62,344.50	0.00	0.00	15,642.50	77,987.00	77,987.00
STLUCIE-Equities Sawgrass	09247X101	BLACKROCK ORD	NA	NA	NA	75.00	12/08/2016	---	28,195.37	0.00	0.00	5,227.63	33,423.00	33,423.00
STLUCIE-Equities Sawgrass	09247X101	BLACKROCK ORD	NA	NA	NA	50.00	12/09/2016	---	18,624.48	0.00	0.00	3,657.52	22,282.00	22,282.00
STLUCIE-Equities Sawgrass	100557107	BOSTON BEER CL A ORD	NA	NA	NA	5.00	07/01/2019	---	1,815.65	0.00	0.00	4.75	1,820.40	1,820.40
STLUCIE-Equities Sawgrass	100557107	BOSTON BEER CL A ORD	NA	NA	NA	5.00	07/22/2019	---	1,957.40	0.00	0.00	(137.00)	1,820.40	1,820.40
STLUCIE-Equities Sawgrass	104674106	BRADY NONVOTING CL A ORD	NA	NA	NA	95.00	12/31/2018	---	3,943.87	0.00	0.00	1,095.88	5,039.75	5,039.75
STLUCIE-Equities Sawgrass	104674106	BRADY NONVOTING CL A ORD	NA	NA	NA	55.00	02/08/2019	---	2,512.40	0.00	0.00	405.35	2,917.75	2,917.75
STLUCIE-Equities Sawgrass	104674106	BRADY NONVOTING CL A ORD	NA	NA	NA	100.00	05/03/2019	---	4,864.28	0.00	0.00	440.72	5,305.00	5,305.00
STLUCIE-Equities Sawgrass	104674106	BRADY NONVOTING CL A ORD	NA	NA	NA	80.00	05/13/2019	---	3,868.10	0.00	0.00	375.90	4,244.00	4,244.00
STLUCIE-Equities Sawgrass	109194100	BRIGHT HORIZONS FAMILY SOLUTIONS ORD	NA	NA	NA	174.00	09/13/2019	---	9,385.56	0.00	0.00	(154.86)	9,230.70	9,230.70
STLUCIE-Equities Sawgrass	109194100	BRIGHT HORIZONS FAMILY SOLUTIONS ORD	NA	NA	NA	16.00	04/01/2019	---	2,007.56	0.00	0.00	432.44	2,440.00	2,440.00
STLUCIE-Equities Sawgrass	109696104	BRINKS ORD	NA	NA	NA	25.00	06/27/2019	---	2,023.91	0.00	0.00	49.85	2,073.75	2,073.75
STLUCIE-Equities Sawgrass	12504L09	CBRE GROUP CL A ORD	NA	NA	NA	5.00	07/22/2019	---	40,230.69	0.00	0.00	8.85	414.75	414.75
STLUCIE-Equities Sawgrass	12504L09	CBRE GROUP CL A ORD	NA	NA	NA	1,450.00	07/22/2016	---	40,230.69	0.00	0.00	36,633.81	76,864.50	76,864.50
STLUCIE-Equities Sawgrass	12504L09	CBRE GROUP CL A ORD	NA	NA	NA	550.00	12/08/2016	---	16,807.89	0.00	0.00	12,347.61	29,155.50	29,155.50
STLUCIE-Equities Sawgrass	12504L09	CBRE GROUP CL A ORD	NA	NA	NA	300.00	12/09/2016	---	9,207.00	0.00	0.00	6,696.00	15,903.00	15,903.00
STLUCIE-Equities Sawgrass	12504L09	CBRE GROUP CL A ORD	NA	NA	NA	525.00	12/12/2016	---	16,753.70	0.00	0.00	11,076.55	27,830.25	27,830.25
STLUCIE-Equities Sawgrass	126349109	CSG SYSTEMS INTERNATIONAL ORD	NA	NA	NA	95.00	06/11/2019	---	4,409.94	0.00	0.00	499.66	4,909.60	4,909.60
STLUCIE-Equities Sawgrass	126349109	CSG SYSTEMS INTERNATIONAL ORD	NA	NA	NA	25.00	07/22/2019	---	1,207.00	0.00	0.00	85.00	1,292.00	1,292.00
STLUCIE-Equities Sawgrass	126349109	CSG SYSTEMS INTERNATIONAL ORD	NA	NA	NA	55.00	07/29/2019	---	2,782.45	0.00	0.00	59.95	2,842.40	2,842.40
STLUCIE-Equities Sawgrass	126349109	CSG SYSTEMS INTERNATIONAL ORD	NA	NA	NA	137.00	08/07/2019	---	6,583.11	0.00	0.00	497.05	7,080.16	7,080.16
STLUCIE-Equities Sawgrass	126402106	CSW INDUSTRIALS ORD	NA	NA	NA	43.00	09/30/2019	---	2,230.84	0.00	0.00	(8.60)	2,222.24	2,222.24
STLUCIE-Equities Sawgrass	126402106	CSW INDUSTRIALS ORD	NA	NA	NA	50.00	02/20/2019	---	2,795.79	0.00	0.00	655.71	3,451.50	3,451.50
STLUCIE-Equities Sawgrass	126402106	CSW INDUSTRIALS ORD	NA	NA	NA	45.00	03/26/2019	---	2,485.98	0.00	0.00	620.37	3,106.35	3,106.35
STLUCIE-Equities Sawgrass	126402106	CSW INDUSTRIALS ORD	NA	NA	NA	80.00	05/03/2019	---	4,859.52	0.00	0.00	662.88	5,522.40	5,522.40
STLUCIE-Equities Sawgrass	126402106	CSW INDUSTRIALS ORD	NA	NA	NA	60.00	05/13/2019	---	3,677.11	0.00	0.00	464.69	4,141.80	4,141.80
STLUCIE-Equities Sawgrass	126402106	CSW INDUSTRIALS ORD	NA	NA	NA	50.00	05/31/2019	---	3,206.44	0.00	0.00	245.06	3,451.50	3,451.50
STLUCIE-Equities Sawgrass	126402106	CSW INDUSTRIALS ORD	NA	NA	NA	30.00	07/01/2019	---	2,008.50	0.00	0.00	62.40	2,070.90	2,070.90
STLUCIE-Equities Sawgrass	126402106	CSW INDUSTRIALS ORD	NA	NA	NA	50.00	09/20/2019	---	3,504.00	0.00	0.00	(52.50)	3,451.50	3,451.50

**ST. LUCIE COUNTY BOARD OF COUNTY COMMISSIONERS
INVESTMENT PORTFOLIO
AS OF SEPTEMBER 30, 2019**

Account	Identifier	Description	S&P Rating	Fitch Rating	Moody's Rating	Current Units	Settle Date	Maturity	Book Value	Interest Due	Accrued Balance	Net Unrealized Gain/Loss	Market Value	Market Value + Accrued
STLUCIE-Equities Sawgrass	12662P108	CVR ENERGY ORD	NA	NA	NA	85.00	11/09/2018	---	3,559.24	0.00	0.00	183.31	3,742.55	3,742.55
STLUCIE-Equities Sawgrass	12662P108	CVR ENERGY ORD	NA	NA	NA	90.00	11/15/2018	---	3,523.55	0.00	0.00	439.15	3,962.70	3,962.70
STLUCIE-Equities Sawgrass	12662P108	CVR ENERGY ORD	NA	NA	NA	55.00	12/03/2018	---	2,119.06	0.00	0.00	2,119.06	2,421.65	2,421.65
STLUCIE-Equities Sawgrass	12662P108	CVR ENERGY ORD	NA	NA	NA	20.00	05/23/2019	---	943.02	0.00	0.00	(62.42)	880.60	880.60
STLUCIE-Equities Sawgrass	12662P108	CVR ENERGY ORD	NA	NA	NA	162.00	09/18/2019	---	6,919.54	0.00	0.00	213.32	7,132.86	7,132.86
STLUCIE-Equities Sawgrass	126650100	CVS HEALTH ORD	NA	NA	NA	850.00	01/09/2017	---	68,188.96	0.00	0.00	(14,579.46)	53,609.50	53,609.50
STLUCIE-Equities Sawgrass	126650100	CVS HEALTH ORD	NA	NA	NA	325.00	01/05/2018	---	23,905.86	0.00	0.00	(3,408.11)	20,497.75	20,497.75
STLUCIE-Equities Sawgrass	126650100	CVS HEALTH ORD	NA	NA	NA	225.00	04/18/2019	---	12,094.25	0.00	0.00	2,096.50	14,190.75	14,190.75
STLUCIE-Equities Sawgrass	126650100	CVS HEALTH ORD	NA	NA	NA	475.00	07/19/2019	---	26,829.85	0.00	0.00	3,128.40	29,958.25	29,958.25
STLUCIE-Equities Sawgrass	127190304	CACI INTERNATIONAL CL A ORD	NA	NA	NA	15.00	06/14/2018	---	2,511.60	0.00	0.00	957.30	3,468.90	3,468.90
STLUCIE-Equities Sawgrass	127190304	CACI INTERNATIONAL CL A ORD	NA	NA	NA	10.00	06/29/2018	---	1,694.40	0.00	0.00	618.20	2,312.60	2,312.60
STLUCIE-Equities Sawgrass	127190304	CACI INTERNATIONAL CL A ORD	NA	NA	NA	20.00	08/20/2018	---	3,771.80	0.00	0.00	4,625.20	8,397.00	8,397.00
STLUCIE-Equities Sawgrass	127190304	CACI INTERNATIONAL CL A ORD	NA	NA	NA	20.00	08/22/2018	---	3,788.80	0.00	0.00	836.40	4,625.20	4,625.20
STLUCIE-Equities Sawgrass	127190304	CACI INTERNATIONAL CL A ORD	NA	NA	NA	10.00	05/07/2019	---	2,047.44	0.00	0.00	265.16	2,312.60	2,312.60
STLUCIE-Equities Sawgrass	127190304	CACI INTERNATIONAL CL A ORD	NA	NA	NA	10.00	05/31/2019	---	2,019.42	0.00	0.00	293.18	2,312.60	2,312.60
STLUCIE-Equities Sawgrass	127190304	CACI INTERNATIONAL CL A ORD	NA	NA	NA	20.00	06/07/2019	---	4,090.89	0.00	0.00	534.31	4,625.20	4,625.20
STLUCIE-Equities Sawgrass	127190304	CACI INTERNATIONAL CL A ORD	NA	NA	NA	20.00	06/20/2019	---	4,100.15	0.00	0.00	525.05	4,625.20	4,625.20
STLUCIE-Equities Sawgrass	147528103	CASEYS GENERAL STORES ORD	NA	NA	NA	5.00	02/22/2019	---	673.92	0.00	0.00	131.88	805.80	805.80
STLUCIE-Equities Sawgrass	147528103	CASEYS GENERAL STORES ORD	NA	NA	NA	20.00	03/07/2019	---	2,667.71	0.00	0.00	555.49	3,223.20	3,223.20
STLUCIE-Equities Sawgrass	147528103	CASEYS GENERAL STORES ORD	NA	NA	NA	30.00	05/23/2019	---	3,993.90	0.00	0.00	840.90	4,834.80	4,834.80
STLUCIE-Equities Sawgrass	147528103	CASEYS GENERAL STORES ORD	NA	NA	NA	5.00	07/01/2019	---	775.10	0.00	0.00	30.70	805.80	805.80
STLUCIE-Equities Sawgrass	147528103	CASEYS GENERAL STORES ORD	NA	NA	NA	20.00	08/29/2019	---	3,385.72	0.00	0.00	(162.52)	3,223.20	3,223.20
STLUCIE-Equities Sawgrass	159864107	CHRLS RIVER LABS ORD	NA	NA	NA	5.00	09/22/2017	---	528.29	0.00	0.00	133.56	661.85	661.85
STLUCIE-Equities Sawgrass	159864107	CHRLS RIVER LABS ORD	NA	NA	NA	10.00	11/08/2017	---	1,180.13	0.00	0.00	143.57	1,323.70	1,323.70
STLUCIE-Equities Sawgrass	159864107	CHRLS RIVER LABS ORD	NA	NA	NA	15.00	11/13/2018	---	2,070.32	0.00	0.00	(84.77)	1,985.55	1,985.55
STLUCIE-Equities Sawgrass	16359R103	CHEMED ORD	NA	NA	NA	10.00	11/09/2018	---	3,221.02	0.00	0.00	954.68	4,175.70	4,175.70
STLUCIE-Equities Sawgrass	166764100	CHEVRON ORD	NA	NA	NA	500.00	07/22/2016	---	52,965.25	0.00	0.00	6,334.75	59,300.00	59,300.00
STLUCIE-Equities Sawgrass	166764100	CHEVRON ORD	NA	NA	NA	200.00	12/08/2016	---	22,742.00	0.00	0.00	978.00	23,720.00	23,720.00
STLUCIE-Equities Sawgrass	166764100	CHEVRON ORD	NA	NA	NA	100.00	12/09/2016	---	11,247.00	0.00	0.00	613.00	11,860.00	11,860.00
STLUCIE-Equities Sawgrass	166764100	CHEVRON ORD	NA	NA	NA	100.00	06/11/2018	---	12,697.00	0.00	0.00	(837.00)	11,860.00	11,860.00
STLUCIE-Equities Sawgrass	169905106	CHOICE HOTELS INTERNATIONAL ORD	NA	NA	NA	45.00	07/01/2019	---	3,866.20	0.00	0.00	137.00	4,003.20	4,003.20
STLUCIE-Equities Sawgrass	169905106	CHOICE HOTELS INTERNATIONAL ORD	NA	NA	NA	20.00	07/22/2019	---	1,761.25	0.00	0.00	17.95	1,779.20	1,779.20
STLUCIE-Equities Sawgrass	171779309	CIENA ORD	NA	NA	NA	35.00	08/13/2019	---	3,146.50	0.00	0.00	(32.90)	3,113.60	3,113.60
STLUCIE-Equities Sawgrass	171779309	CIENA ORD	NA	NA	NA	20.00	01/24/2019	---	765.49	0.00	0.00	19.12	784.60	784.60
STLUCIE-Equities Sawgrass	171779309	CIENA ORD	NA	NA	NA	100.00	02/04/2019	---	3,822.23	0.00	0.00	100.77	3,923.00	3,923.00
STLUCIE-Equities Sawgrass	171779309	CIENA ORD	NA	NA	NA	60.00	02/15/2019	---	2,347.78	0.00	0.00	6.02	2,353.80	2,353.80
STLUCIE-Equities Sawgrass	171779309	CIENA ORD	NA	NA	NA	80.00	04/26/2019	---	3,214.83	0.00	0.00	(76.43)	3,138.40	3,138.40
STLUCIE-Equities Sawgrass	171779309	CIENA ORD	NA	NA	NA	100.00	05/31/2019	---	3,523.36	0.00	0.00	399.64	3,923.00	3,923.00
STLUCIE-Equities Sawgrass	17275R102	CISCO SYSTEMS ORD	NA	NA	NA	1,150.00	07/22/2016	---	34,337.16	0.00	0.00	22,484.34	56,821.50	56,821.50
STLUCIE-Equities Sawgrass	17275R102	CISCO SYSTEMS ORD	NA	NA	NA	725.00	12/08/2016	---	21,460.00	0.00	0.00	14,362.25	35,822.25	35,822.25
STLUCIE-Equities Sawgrass	17275R102	CISCO SYSTEMS ORD	NA	NA	NA	400.00	12/09/2016	---	11,796.00	0.00	0.00	7,968.00	19,764.00	19,764.00
STLUCIE-Equities Sawgrass	17275R102	CISCO SYSTEMS ORD	NA	NA	NA	150.00	02/28/2019	---	7,708.50	0.00	0.00	(297.00)	7,411.50	7,411.50
STLUCIE-Equities Sawgrass	18496107	CLEAN HARBORS ORD	NA	NA	NA	40.00	03/26/2019	---	2,811.14	0.00	0.00	276.86	3,088.00	3,088.00
STLUCIE-Equities Sawgrass	198516106	COLUMBIA SPORTSWEAR ORD	NA	NA	NA	15.00	12/04/2017	---	1,057.79	0.00	0.00	395.56	1,453.35	1,453.35
STLUCIE-Equities Sawgrass	20030N101	COMCAST CL A ORD	NA	NA	NA	2,500.00	12/09/2016	---	8,582.48	0.00	0.00	2,687.52	11,270.00	11,270.00
STLUCIE-Equities Sawgrass	20030N101	COMCAST CL A ORD	NA	NA	NA	1,240.00	12/08/2016	---	42,748.87	0.00	0.00	13,559.20	55,899.20	55,899.20
STLUCIE-Equities Sawgrass	20030N101	COMCAST CL A ORD	NA	NA	NA	210.00	06/19/2017	---	8,678.99	0.00	0.00	787.81	9,466.80	9,466.80
STLUCIE-Equities Sawgrass	20030N101	COMCAST CL A ORD	NA	NA	NA	375.00	04/17/2019	---	15,656.10	0.00	0.00	1,248.90	16,905.00	16,905.00
STLUCIE-Equities Sawgrass	20030N101	COMCAST CL A ORD	NA	NA	NA	3,420.00	07/22/2019	---	151,621.25	0.00	0.00	2,552.35	154,173.60	154,173.60
STLUCIE-Equities Sawgrass	20030N101	COMCAST CL A ORD	NA	NA	NA	325.00	07/19/2019	---	14,565.62	0.00	0.00	85.38	14,651.00	14,651.00
STLUCIE-Equities Sawgrass	20030N101	COMCAST CL A ORD	NA	NA	NA	580.00	09/04/2019	---	25,645.86	0.00	0.00	500.54	26,146.40	26,146.40
STLUCIE-Equities Sawgrass	20030N101	COMCAST CL A ORD	NA	NA	NA	225.00	09/13/2019	---	10,397.25	0.00	0.00	(254.25)	10,143.00	10,143.00
STLUCIE-Equities Sawgrass	20030N101	COMCAST CL A ORD	NA	NA	NA	130.00	09/26/2019	---	5,951.43	0.00	0.00	(91.03)	5,860.40	5,860.40
STLUCIE-Equities Sawgrass	207410101	CONMED ORD	NA	NA	NA	65.00	03/11/2019	---	4,059.20	13.00	0.00	1,190.55	6,249.75	6,249.75
STLUCIE-Equities Sawgrass	207410101	CONMED ORD	NA	NA	NA	50.00	03/26/2019	---	4,038.17	10.00	0.00	769.33	4,807.50	4,807.50
STLUCIE-Equities Sawgrass	207410101	CONMED ORD	NA	NA	NA	34.00	08/05/2019	---	3,185.67	6.80	0.00	83.43	3,269.10	3,269.10

ST. LUCIE COUNTY BOARD OF COUNTY COMMISSIONERS
 INVESTMENT PORTFOLIO
 AS OF SEPTEMBER 30, 2019

Account	Identifier	Description	S&P Rating	Fitch Rating	Moody's Rating	Current Units	Settle Date	Final Maturity	Book Value	Interest Due	Accrued Balance	Net Unrealized Gain/Loss	Market Value	Market Value + Accrued
STLUCIE-Equities Sawgrass	296315104	ESCO TECHNOLOGIES ORD	NA	NA	NA	40.00	10/09/2018	---	2,678.64	0.00	0.00	503.76	3,182.40	3,182.40
STLUCIE-Equities Sawgrass	296315104	ESCO TECHNOLOGIES ORD	NA	NA	NA	20.00	12/03/2018	---	1,392.76	0.00	0.00	198.44	1,591.20	1,591.20
STLUCIE-Equities Sawgrass	296315104	ESCO TECHNOLOGIES ORD	NA	NA	NA	50.00	02/15/2019	---	3,405.48	0.00	0.00	572.52	3,978.00	3,978.00
STLUCIE-Equities Sawgrass	296315104	ESCO TECHNOLOGIES ORD	NA	NA	NA	60.00	02/22/2019	---	4,217.24	0.00	0.00	556.36	4,773.60	4,773.60
STLUCIE-Equities Sawgrass	296315104	ESCO TECHNOLOGIES ORD	NA	NA	NA	40.00	05/23/2019	---	2,918.91	0.00	0.00	263.49	3,182.40	3,182.40
STLUCIE-Equities Sawgrass	296315104	ESCO TECHNOLOGIES ORD	NA	NA	NA	10.00	07/01/2019	---	796.90	0.00	0.00	(1.30)	795.60	795.60
STLUCIE-Equities Sawgrass	296315104	ESCO TECHNOLOGIES ORD	NA	NA	NA	20.00	07/29/2019	---	1,708.43	0.00	0.00	(117.23)	1,591.20	1,591.20
STLUCIE-Equities Sawgrass	302130109	EXPEDITORS INTERNATIONAL OF WASN ORD	NA	NA	NA	320.00	12/08/2016	---	17,235.20	0.00	0.00	6,537.60	23,772.80	23,772.80
STLUCIE-Equities Sawgrass	302130109	EXPEDITORS INTERNATIONAL OF WASN ORD	NA	NA	NA	480.00	08/17/2017	---	26,741.71	0.00	0.00	8,917.49	35,659.20	35,659.20
STLUCIE-Equities Sawgrass	302130109	EXPEDITORS INTERNATIONAL OF WASN ORD	NA	NA	NA	940.00	12/04/2017	---	60,413.80	0.00	0.00	9,418.80	69,832.60	69,832.60
STLUCIE-Equities Sawgrass	302130109	EXPEDITORS INTERNATIONAL OF WASN ORD	NA	NA	NA	340.00	02/16/2018	---	21,574.16	0.00	0.00	3,684.44	25,258.60	25,258.60
STLUCIE-Equities Sawgrass	302130109	EXPEDITORS INTERNATIONAL OF WASN ORD	NA	NA	NA	850.00	08/09/2018	---	59,561.63	0.00	0.00	3,584.87	63,146.50	63,146.50
STLUCIE-Equities Sawgrass	302130109	EXPEDITORS INTERNATIONAL OF WASN ORD	NA	NA	NA	680.00	03/29/2019	---	50,422.52	0.00	0.00	88.88	50,517.20	50,517.20
STLUCIE-Equities Sawgrass	302130109	EXPEDITORS INTERNATIONAL OF WASN ORD	NA	NA	NA	930.00	05/09/2019	---	70,072.25	0.00	0.00	(982.55)	69,089.70	69,089.70
STLUCIE-Equities Sawgrass	302130109	EXPEDITORS INTERNATIONAL OF WASN ORD	NA	NA	NA	150.00	09/26/2019	---	10,812.20	0.00	0.00	331.30	11,143.50	11,143.50
STLUCIE-Equities Sawgrass	30214U102	EXPONENT ORD	NA	NA	NA	50.00	10/09/2018	---	2,613.48	0.00	0.00	881.52	3,495.00	3,495.00
STLUCIE-Equities Sawgrass	30214U102	EXPONENT ORD	NA	NA	NA	20.00	11/13/2018	---	1,059.10	0.00	0.00	338.90	1,398.00	1,398.00
STLUCIE-Equities Sawgrass	30214U102	EXPONENT ORD	NA	NA	NA	30.00	11/20/2018	---	1,586.98	0.00	0.00	510.02	2,097.00	2,097.00
STLUCIE-Equities Sawgrass	30214U102	EXPONENT ORD	NA	NA	NA	25.00	12/03/2018	---	1,278.88	0.00	0.00	468.62	1,747.50	1,747.50
STLUCIE-Equities Sawgrass	30214U102	EXPONENT ORD	NA	NA	NA	40.00	03/26/2019	---	2,284.03	0.00	0.00	511.97	2,796.00	2,796.00
STLUCIE-Equities Sawgrass	30231G102	EXXON MOBIL ORD	NA	NA	NA	800.00	07/22/2016	---	75,623.04	0.00	0.00	(19,135.04)	56,488.00	56,488.00
STLUCIE-Equities Sawgrass	30231G102	EXXON MOBIL ORD	NA	NA	NA	300.00	12/08/2016	---	26,266.50	0.00	0.00	(5,083.50)	21,183.00	21,183.00
STLUCIE-Equities Sawgrass	30231G102	EXXON MOBIL ORD	NA	NA	NA	175.00	12/09/2016	---	15,206.50	0.00	0.00	(2,849.75)	12,356.75	12,356.75
STLUCIE-Equities Sawgrass	30231G102	EXXON MOBIL ORD	NA	NA	NA	200.00	01/05/2018	---	17,308.26	0.00	0.00	(3,186.26)	14,122.00	14,122.00
STLUCIE-Equities Sawgrass	30231G102	EXXON MOBIL ORD	NA	NA	NA	125.00	06/11/2018	---	10,368.84	0.00	0.00	(1,542.59)	8,826.25	8,826.25
STLUCIE-Equities Sawgrass	30231G102	EXXON MOBIL ORD	NA	NA	NA	80.00	10/12/2018	---	6,791.12	0.00	0.00	(1,142.32)	5,648.80	5,648.80
STLUCIE-Equities Sawgrass	30231G102	EXXON MOBIL ORD	NA	NA	NA	50.00	10/29/2018	---	3,952.50	0.00	0.00	(422.00)	3,530.50	3,530.50
STLUCIE-Equities Sawgrass	302941109	FTI CONSULTING ORD	NA	NA	NA	20.00	02/20/2019	---	1,405.79	0.00	0.00	714.01	2,119.80	2,119.80
STLUCIE-Equities Sawgrass	302941109	FTI CONSULTING ORD	NA	NA	NA	80.00	02/28/2019	---	6,011.32	0.00	0.00	2,467.88	8,479.20	8,479.20
STLUCIE-Equities Sawgrass	302941109	FTI CONSULTING ORD	NA	NA	NA	30.00	05/31/2019	---	2,496.13	0.00	0.00	683.57	3,179.70	3,179.70
STLUCIE-Equities Sawgrass	302941109	FTI CONSULTING ORD	NA	NA	NA	40.00	06/07/2019	---	3,414.74	0.00	0.00	824.86	4,239.60	4,239.60
STLUCIE-Equities Sawgrass	302941109	FTI CONSULTING ORD	NA	NA	NA	40.00	06/13/2019	---	3,373.12	0.00	0.00	866.48	4,239.60	4,239.60
STLUCIE-Equities Sawgrass	302941109	FTI CONSULTING ORD	NA	NA	NA	40.00	08/19/2019	---	4,135.37	0.00	0.00	104.23	4,239.60	4,239.60
STLUCIE-Equities Sawgrass	302941109	FTI CONSULTING ORD	NA	NA	NA	30.00	08/29/2019	---	3,177.44	0.00	0.00	2.26	3,179.70	3,179.70
STLUCIE-Equities Sawgrass	30303M102	FACEBOOK CL A ORD	NA	NA	NA	17.00	05/14/2019	---	3,158.77	0.00	0.00	(131.41)	3,027.36	3,027.36
STLUCIE-Equities Sawgrass	303250104	FAIR ISAAC ORD	NA	NA	NA	7.00	02/04/2019	---	1,579.24	0.00	0.00	545.41	2,124.64	2,124.64
STLUCIE-Equities Sawgrass	313855108	FEDERAL SIGNAL ORD	NA	NA	NA	85.00	03/26/2019	---	2,096.92	0.00	0.00	685.98	2,782.90	2,782.90
STLUCIE-Equities Sawgrass	313855108	FEDERAL SIGNAL ORD	NA	NA	NA	45.00	07/26/2019	---	1,275.30	0.00	0.00	198.00	1,473.30	1,473.30
STLUCIE-Equities Sawgrass	313855108	FEDERAL SIGNAL ORD	NA	NA	NA	75.00	08/02/2019	---	2,452.71	0.00	0.00	2.79	2,455.50	2,455.50
STLUCIE-Equities Sawgrass	314211103	FEDERATED INVESTORS CL B ORD	NA	NA	NA	70.00	02/08/2019	---	1,904.94	0.00	0.00	363.76	2,268.70	2,268.70
STLUCIE-Equities Sawgrass	314211103	FEDERATED INVESTORS CL B ORD	NA	NA	NA	45.00	03/04/2019	---	1,341.86	0.00	0.00	116.59	1,458.45	1,458.45
STLUCIE-Equities Sawgrass	314211103	FEDERATED INVESTORS CL B ORD	NA	NA	NA	80.00	05/31/2019	---	2,510.97	0.00	0.00	81.83	2,592.80	2,592.80
STLUCIE-Equities Sawgrass	314211103	FEDERATED INVESTORS CL B ORD	NA	NA	NA	110.00	06/07/2019	---	3,488.17	0.00	0.00	76.93	3,565.10	3,565.10
STLUCIE-Equities Sawgrass	314211103	FEDERATED INVESTORS CL B ORD	NA	NA	NA	110.00	08/01/2019	---	3,840.02	0.00	0.00	(274.92)	3,565.10	3,565.10
STLUCIE-Equities Sawgrass	31620R303	FIDELITY NATIONAL FINANCIAL ORD	NA	NA	NA	250.00	12/09/2016	---	5,792.93	0.00	0.00	5,309.57	11,102.50	11,102.50
STLUCIE-Equities Sawgrass	31620R303	FIDELITY NATIONAL FINANCIAL ORD	NA	NA	NA	1,125.00	07/22/2016	---	29,987.29	0.00	0.00	19,973.96	49,961.25	49,961.25
STLUCIE-Equities Sawgrass	31620R303	FIDELITY NATIONAL FINANCIAL ORD	NA	NA	NA	425.00	12/08/2016	---	9,765.10	0.00	0.00	9,109.15	18,874.25	18,874.25
STLUCIE-Equities Sawgrass	31620R303	FIDELITY NATIONAL FINANCIAL ORD	NA	NA	NA	25.00	07/19/2019	---	1,068.00	0.00	0.00	42.25	1,110.25	1,110.25
STLUCIE-Equities Sawgrass	33767D105	FIRSTCASH ORD	NA	NA	NA	5.00	11/13/2018	---	431.97	0.00	0.00	26.38	458.35	458.35
STLUCIE-Equities Sawgrass	33767D105	FIRSTCASH ORD	NA	NA	NA	30.00	05/31/2019	---	2,857.41	0.00	0.00	(107.31)	2,750.10	2,750.10
STLUCIE-Equities Sawgrass	33767D105	FIRSTCASH ORD	NA	NA	NA	30.00	06/13/2019	---	2,980.00	0.00	0.00	(229.90)	2,750.10	2,750.10
STLUCIE-Equities Sawgrass	33767D105	FIRSTCASH ORD	NA	NA	NA	45.00	07/01/2019	---	4,494.92	0.00	0.00	(369.77)	4,125.15	4,125.15
STLUCIE-Equities Sawgrass	33767D105	FIRSTCASH ORD	NA	NA	NA	40.00	07/08/2019	---	4,074.24	0.00	0.00	(407.44)	3,666.80	3,666.80
STLUCIE-Equities Sawgrass	337738108	FISERV ORD	NA	NA	NA	60.00	06/29/2018	---	4,414.20	0.00	0.00	1,801.20	6,215.40	6,215.40
STLUCIE-Equities Sawgrass	337930705	FLAGSTAR BANCORP ORD	NA	NA	NA	30.00	09/16/2019	---	1,118.70	0.00	0.00	1.80	1,120.50	1,120.50
STLUCIE-Equities Sawgrass	363576109	ARTHUR J GALLAGHER ORD	NA	NA	NA	725.00	06/08/2018	---	48,326.69	0.00	0.00	16,611.56	64,938.25	64,938.25
STLUCIE-Equities Sawgrass	363576109	ARTHUR J GALLAGHER ORD	NA	NA	NA	50.00	10/29/2018	---	3,672.00	0.00	0.00	806.50	4,478.50	4,478.50

ST. LUCIE COUNTY BOARD OF COUNTY COMMISSIONERS
 INVESTMENT PORTFOLIO
 AS OF SEPTEMBER 30, 2019

Account	Identifier	Description	S&P Rating	Fitch Rating	Moody's Rating	Current Units	Settle Date	Final Maturity	Book Value	Interest Due	Accrued Balance	Net Unrealized Gain/Loss	Market Value	Market Value + Accrued
STLUCIE-Equities Sawgrass	363576109	ARTHUR J GALLAGHER ORD	NA	NA	NA	60.00	11/28/2018	---	4,613.40	0.00	0.00	760.80	5,374.20	5,374.20
STLUCIE-Equities Sawgrass	363576109	ARTHUR J GALLAGHER ORD	NA	NA	NA	300.00	04/17/2019	---	24,198.69	0.00	0.00	2,672.31	26,871.00	26,871.00
STLUCIE-Equities Sawgrass	368736104	GENERAC HOLDINGS ORD	NA	NA	NA	40.00	06/11/2019	---	2,410.40	0.00	0.00	2,410.40	3,133.60	3,133.60
STLUCIE-Equities Sawgrass	368736104	GENERAC HOLDINGS ORD	NA	NA	NA	40.00	06/12/2019	---	2,507.28	0.00	0.00	626.32	3,133.60	3,133.60
STLUCIE-Equities Sawgrass	369550108	GENERAL DYNAMICS ORD	NA	NA	NA	375.00	07/12/2018	---	72,147.71	0.00	0.00	(3,623.96)	68,523.75	68,523.75
STLUCIE-Equities Sawgrass	37045V100	GENERAL MOTORS ORD	NA	NA	NA	1,500.00	12/16/2016	---	55,747.20	0.00	0.00	472.80	56,220.00	56,220.00
STLUCIE-Equities Sawgrass	37045V100	GENERAL MOTORS ORD	NA	NA	NA	375.00	08/14/2017	---	13,215.00	0.00	0.00	840.00	14,055.00	14,055.00
STLUCIE-Equities Sawgrass	37045V100	GENERAL MOTORS ORD	NA	NA	NA	950.00	09/29/2017	---	38,351.03	0.00	0.00	(2,745.03)	35,606.00	35,606.00
STLUCIE-Equities Sawgrass	374689107	GIBRALTAR INDUSTRIES ORD	NA	NA	NA	35.00	03/11/2019	---	1,371.45	0.00	0.00	236.45	1,607.90	1,607.90
STLUCIE-Equities Sawgrass	374689107	GIBRALTAR INDUSTRIES ORD	NA	NA	NA	85.00	08/11/2019	---	1,485.32	0.00	0.00	122.58	1,607.90	1,607.90
STLUCIE-Equities Sawgrass	388689101	GRAPHIC PACKAGING HOLDING ORD	NA	NA	NA	35.00	08/09/2019	---	1,240.02	6.38	0.00	1,253.75	1,253.75	1,253.75
STLUCIE-Equities Sawgrass	398905109	GROUP 1 AUTOMOTIVE ORD	NA	NA	NA	30.00	07/22/2019	---	2,475.60	0.00	0.00	293.70	2,769.30	2,769.30
STLUCIE-Equities Sawgrass	398905109	GROUP 1 AUTOMOTIVE ORD	NA	NA	NA	40.00	07/25/2019	---	3,425.76	0.00	0.00	266.64	3,692.40	3,692.40
STLUCIE-Equities Sawgrass	40425J101	HMS HOLDINGS ORD	NA	NA	NA	135.00	07/26/2019	---	4,595.67	0.00	0.00	57.11	4,652.78	4,652.78
STLUCIE-Equities Sawgrass	40425J101	HMS HOLDINGS ORD	NA	NA	NA	55.00	08/02/2019	---	1,940.65	0.00	0.00	(45.08)	1,895.58	1,895.58
STLUCIE-Equities Sawgrass	405024100	HAEMONETICS ORD	NA	NA	NA	45.00	08/09/2019	---	5,837.08	0.00	0.00	(160.78)	5,676.30	5,676.30
STLUCIE-Equities Sawgrass	431475102	HILL ROM HOLDINGS ORD	NA	NA	NA	20.00	08/22/2018	---	1,916.80	0.00	0.00	187.80	2,104.60	2,104.60
STLUCIE-Equities Sawgrass	431475102	HILL ROM HOLDINGS ORD	NA	NA	NA	20.00	01/24/2019	---	1,927.23	0.00	0.00	177.37	2,104.60	2,104.60
STLUCIE-Equities Sawgrass	431475102	HILL ROM HOLDINGS ORD	NA	NA	NA	30.00	03/21/2019	---	3,129.13	0.00	0.00	27.77	3,156.90	3,156.90
STLUCIE-Equities Sawgrass	431475102	HILL ROM HOLDINGS ORD	NA	NA	NA	20.00	03/26/2019	---	2,100.85	0.00	0.00	3.75	2,104.60	2,104.60
STLUCIE-Equities Sawgrass	431475102	HILL ROM HOLDINGS ORD	NA	NA	NA	30.00	04/01/2019	---	3,168.31	0.00	0.00	(11.41)	3,156.90	3,156.90
STLUCIE-Equities Sawgrass	437076102	HOME DEPOT ORD	NA	NA	NA	26.00	09/27/2018	---	2,749.52	0.00	0.00	2,735.98	2,735.98	2,735.98
STLUCIE-Equities Sawgrass	438516106	HONEYWELL INTERNATIONAL ORD	NA	NA	NA	44.00	06/04/2018	---	8,191.92	0.00	0.00	2,016.96	10,208.88	10,208.88
STLUCIE-Equities Sawgrass	438516106	HONEYWELL INTERNATIONAL ORD	NA	NA	NA	310.00	07/22/2016	---	35,234.84	0.00	0.00	17,217.16	52,452.00	52,452.00
STLUCIE-Equities Sawgrass	438516106	HONEYWELL INTERNATIONAL ORD	NA	NA	NA	150.00	12/08/2016	---	16,279.46	0.00	0.00	9,100.54	25,380.00	25,380.00
STLUCIE-Equities Sawgrass	438516106	HONEYWELL INTERNATIONAL ORD	NA	NA	NA	75.00	12/09/2016	---	13,033.03	0.00	0.00	4,556.97	12,690.00	12,690.00
STLUCIE-Equities Sawgrass	44925C103	ICF INTERNATIONAL ORD	NA	NA	NA	65.00	06/04/2018	---	9,242.37	0.00	0.00	1,755.63	10,998.00	10,998.00
STLUCIE-Equities Sawgrass	44925C103	ICF INTERNATIONAL ORD	NA	NA	NA	0.00	07/29/2019	---	0.00	7.70	0.00	0.00	0.00	0.00
STLUCIE-Equities Sawgrass	45073V108	ITT ORD	NA	NA	NA	0.00	03/07/2019	---	1,752.32	4.41	0.00	83.38	1,835.70	1,835.70
STLUCIE-Equities Sawgrass	45073V108	ITT ORD	NA	NA	NA	30.00	04/01/2019	---	3,487.57	8.82	0.00	183.83	3,671.40	3,671.40
STLUCIE-Equities Sawgrass	45073V108	ITT ORD	NA	NA	NA	50.00	05/03/2019	---	3,052.73	7.35	0.00	6.77	3,059.50	3,059.50
STLUCIE-Equities Sawgrass	4578ID101	INOVALON HOLDINGS CL A ORD	NA	NA	NA	95.00	02/04/2019	---	1,357.51	0.00	0.00	199.54	1,557.05	1,557.05
STLUCIE-Equities Sawgrass	4578ID101	INOVALON HOLDINGS CL A ORD	NA	NA	NA	150.00	02/08/2019	---	2,099.25	0.00	0.00	359.25	2,458.50	2,458.50
STLUCIE-Equities Sawgrass	4578ID101	INOVALON HOLDINGS CL A ORD	NA	NA	NA	280.00	02/15/2019	---	4,023.24	0.00	0.00	565.96	4,589.20	4,589.20
STLUCIE-Equities Sawgrass	4578ID101	INOVALON HOLDINGS CL A ORD	NA	NA	NA	280.00	05/13/2019	---	3,846.25	0.00	0.00	742.95	4,589.20	4,589.20
STLUCIE-Equities Sawgrass	4578ID101	INOVALON HOLDINGS CL A ORD	NA	NA	NA	300.00	05/31/2019	---	4,169.91	0.00	0.00	747.09	4,917.00	4,917.00
STLUCIE-Equities Sawgrass	4578ID101	INOVALON HOLDINGS CL A ORD	NA	NA	NA	185.00	06/11/2019	---	2,603.02	0.00	0.00	429.13	3,032.15	3,032.15
STLUCIE-Equities Sawgrass	4578ID101	INOVALON HOLDINGS CL A ORD	NA	NA	NA	410.00	06/12/2019	---	5,896.83	0.00	0.00	823.07	6,719.90	6,719.90
STLUCIE-Equities Sawgrass	4578ID101	INOVALON HOLDINGS CL A ORD	NA	NA	NA	192.00	08/05/2019	---	3,247.33	0.00	0.00	(100.45)	3,146.88	3,146.88
STLUCIE-Equities Sawgrass	458140100	INTEL ORD	NA	NA	NA	1,025.00	07/22/2016	---	36,028.75	0.00	0.00	16,789.50	52,818.25	52,818.25
STLUCIE-Equities Sawgrass	458140100	INTEL ORD	NA	NA	NA	525.00	12/08/2016	---	18,070.50	0.00	0.00	8,982.75	27,053.25	27,053.25
STLUCIE-Equities Sawgrass	458140100	INTEL ORD	NA	NA	NA	300.00	12/09/2016	---	10,350.00	0.00	0.00	5,109.00	15,459.00	15,459.00
STLUCIE-Equities Sawgrass	458140100	INTEL ORD	NA	NA	NA	50.00	07/19/2019	---	2,471.00	0.00	0.00	105.50	2,576.50	2,576.50
STLUCIE-Equities Sawgrass	458140100	INTEL ORD	NA	NA	NA	125.00	09/13/2019	---	6,560.00	0.00	0.00	(118.75)	6,441.25	6,441.25
STLUCIE-Equities Sawgrass	459200101	INTERNATIONAL BUSINESS MACHINES ORD	NA	NA	NA	325.00	01/22/2018	---	55,000.99	0.00	0.00	(7,739.49)	47,261.50	47,261.50
STLUCIE-Equities Sawgrass	459200101	INTERNATIONAL BUSINESS MACHINES ORD	NA	NA	NA	175.00	07/19/2019	---	25,041.78	0.00	0.00	406.72	25,448.50	25,448.50
STLUCIE-Equities Sawgrass	46571Y107	I3 VERTICALS CL A ORD	NA	NA	NA	85.00	06/27/2019	---	2,422.65	0.00	0.00	(712.45)	1,710.20	1,710.20
STLUCIE-Equities Sawgrass	46571Y107	I3 VERTICALS CL A ORD	NA	NA	NA	95.00	07/01/2019	---	2,747.42	0.00	0.00	(836.02)	1,911.40	1,911.40
STLUCIE-Equities Sawgrass	46571Y107	I3 VERTICALS CL A ORD	NA	NA	NA	130.00	07/19/2019	---	3,748.65	0.00	0.00	(1,133.05)	2,615.60	2,615.60
STLUCIE-Equities Sawgrass	46625H100	JPMORGAN CHASE ORD	NA	NA	NA	100.00	08/01/2019	---	2,901.09	0.00	0.00	(889.09)	2,012.00	2,012.00
STLUCIE-Equities Sawgrass	46625H100	JPMORGAN CHASE ORD	NA	NA	NA	945.00	07/22/2016	---	60,385.12	0.00	0.00	50,831.93	111,217.05	111,217.05
STLUCIE-Equities Sawgrass	46625H100	JPMORGAN CHASE ORD	NA	NA	NA	450.00	12/08/2016	---	37,430.91	0.00	0.00	15,529.59	52,960.50	52,960.50
STLUCIE-Equities Sawgrass	46625H100	JPMORGAN CHASE ORD	NA	NA	NA	250.00	12/09/2016	---	20,718.75	0.00	0.00	8,703.75	29,422.50	29,422.50
STLUCIE-Equities Sawgrass	46625H100	JPMORGAN CHASE ORD	NA	NA	NA	95.00	06/04/2018	---	10,224.85	0.00	0.00	955.70	11,180.55	11,180.55
STLUCIE-Equities Sawgrass	478160104	JOHNSON & JOHNSON ORD	NA	NA	NA	125.00	12/09/2016	---	14,025.78	0.00	0.00	2,146.72	16,172.50	16,172.50

**ST. LUCIE COUNTY BOARD OF COUNTY COMMISSIONERS
INVESTMENT PORTFOLIO
AS OF SEPTEMBER 30, 2019**

Account	Identifier	Description	S&P Rating	Fitch Rating	Moody's Rating	Current Units	Settle Date	Final Maturity	Book Value	Interest Due	Accrued Balance	Net Unrealized Gain/Loss	Market Value	Market Value + Accrued
STLUCIE-Equities Sawgrass	478160104	JOHNSON & JOHNSON ORD	NA	NA	NA	334.00	12/08/2016	---	37,364.48	0.00	0.00	5,848.44	43,212.92	43,212.92
STLUCIE-Equities Sawgrass	478160104	JOHNSON & JOHNSON ORD	NA	NA	NA	310.00	02/23/2017	---	36,711.78	0.00	0.00	3,396.02	40,107.80	40,107.80
STLUCIE-Equities Sawgrass	478160104	JOHNSON & JOHNSON ORD	NA	NA	NA	60.00	06/19/2017	---	7,981.46	0.00	0.00	(218.66)	7,762.80	7,762.80
STLUCIE-Equities Sawgrass	478160104	JOHNSON & JOHNSON ORD	NA	NA	NA	70.00	02/28/2018	---	9,255.75	0.00	0.00	(199.15)	9,056.60	9,056.60
STLUCIE-Equities Sawgrass	478160104	JOHNSON & JOHNSON ORD	NA	NA	NA	76.00	06/04/2018	---	9,155.72	0.00	0.00	677.16	9,832.88	9,832.88
STLUCIE-Equities Sawgrass	478160104	JOHNSON & JOHNSON ORD	NA	NA	NA	47.00	04/22/2019	---	6,535.82	0.00	0.00	(454.96)	6,080.86	6,080.86
STLUCIE-Equities Sawgrass	479731102	JOINT ORD	NA	NA	NA	295.00	07/26/2019	---	6,187.12	0.00	0.00	(697.17)	5,489.95	5,489.95
STLUCIE-Equities Sawgrass	49714P108	KINSALE CAPITAL GROUP ORD	NA	NA	NA	15.00	03/04/2019	---	1,002.81	0.00	0.00	546.84	1,549.65	1,549.65
STLUCIE-Equities Sawgrass	49714P108	KINSALE CAPITAL GROUP ORD	NA	NA	NA	20.00	03/11/2019	---	1,324.43	0.00	0.00	741.77	2,066.20	2,066.20
STLUCIE-Equities Sawgrass	49714P108	KINSALE CAPITAL GROUP ORD	NA	NA	NA	25.00	03/26/2019	---	1,720.67	0.00	0.00	862.08	2,582.75	2,582.75
STLUCIE-Equities Sawgrass	49714P108	KINSALE CAPITAL GROUP ORD	NA	NA	NA	96.00	04/08/2019	---	6,418.56	0.00	0.00	3,499.20	9,917.76	9,917.76
STLUCIE-Equities Sawgrass	49714P108	KINSALE CAPITAL GROUP ORD	NA	NA	NA	20.00	05/07/2019	---	1,686.51	0.00	0.00	379.69	2,066.20	2,066.20
STLUCIE-Equities Sawgrass	49714P108	KINSALE CAPITAL GROUP ORD	NA	NA	NA	30.00	05/31/2019	---	2,496.66	0.00	0.00	602.64	3,099.30	3,099.30
STLUCIE-Equities Sawgrass	49714P108	KINSALE CAPITAL GROUP ORD	NA	NA	NA	40.00	06/07/2019	---	3,446.93	0.00	0.00	685.47	4,132.40	4,132.40
STLUCIE-Equities Sawgrass	49714P108	KINSALE CAPITAL GROUP ORD	NA	NA	NA	5.00	07/02/2019	---	458.05	0.00	0.00	58.50	516.55	516.55
STLUCIE-Equities Sawgrass	50187A107	LHC GROUP ORD	NA	NA	NA	40.00	08/19/2019	---	3,749.07	0.00	0.00	383.33	4,132.40	4,132.40
STLUCIE-Equities Sawgrass	50187A107	LHC GROUP ORD	NA	NA	NA	40.00	08/29/2019	---	3,844.79	0.00	0.00	287.61	4,132.40	4,132.40
STLUCIE-Equities Sawgrass	50187A107	LHC GROUP ORD	NA	NA	NA	30.00	09/13/2019	---	3,014.33	0.00	0.00	84.97	3,099.30	3,099.30
STLUCIE-Equities Sawgrass	50187A107	LHC GROUP ORD	NA	NA	NA	120.00	09/16/2019	---	2,521.63	0.00	0.00	(80.83)	2,440.80	2,440.80
STLUCIE-Equities Sawgrass	50187A107	LHC GROUP ORD	NA	NA	NA	10.00	10/12/2018	---	2,941.73	0.00	0.00	465.08	3,406.80	3,406.80
STLUCIE-Equities Sawgrass	50187A107	LHC GROUP ORD	NA	NA	NA	10.00	10/15/2018	---	975.77	0.00	0.00	159.83	1,135.60	1,135.60
STLUCIE-Equities Sawgrass	50187A107	LHC GROUP ORD	NA	NA	NA	40.00	11/15/2018	---	3,809.51	0.00	0.00	732.89	4,542.40	4,542.40
STLUCIE-Equities Sawgrass	50187A107	LHC GROUP ORD	NA	NA	NA	30.00	12/03/2018	---	3,192.00	0.00	0.00	214.80	3,406.80	3,406.80
STLUCIE-Equities Sawgrass	50187A107	LHC GROUP ORD	NA	NA	NA	15.00	12/03/2018	---	1,604.10	0.00	0.00	99.30	1,703.40	1,703.40
STLUCIE-Equities Sawgrass	50187A107	LHC GROUP ORD	NA	NA	NA	10.00	12/17/2018	---	1,023.93	0.00	0.00	111.67	1,135.60	1,135.60
STLUCIE-Equities Sawgrass	50187A107	LHC GROUP ORD	NA	NA	NA	30.00	12/18/2018	---	2,977.24	0.00	0.00	429.56	3,406.80	3,406.80
STLUCIE-Equities Sawgrass	50187A107	LHC GROUP ORD	NA	NA	NA	30.00	01/16/2019	---	2,953.36	0.00	0.00	453.44	3,406.80	3,406.80
STLUCIE-Equities Sawgrass	50187A107	LHC GROUP ORD	NA	NA	NA	40.00	05/31/2019	---	4,545.94	0.00	0.00	(3.54)	4,542.40	4,542.40
STLUCIE-Equities Sawgrass	50187A107	LHC GROUP ORD	NA	NA	NA	20.00	08/12/2019	---	2,526.20	0.00	0.00	(255.00)	2,271.20	2,271.20
STLUCIE-Equities Sawgrass	50212V100	LPL FINANCIAL HOLDINGS ORD	NA	NA	NA	55.00	03/27/2018	---	3,362.71	0.00	0.00	1,141.79	4,504.50	4,504.50
STLUCIE-Equities Sawgrass	50212V100	LPL FINANCIAL HOLDINGS ORD	NA	NA	NA	40.00	01/08/2019	---	2,470.76	0.00	0.00	805.24	3,276.00	3,276.00
STLUCIE-Equities Sawgrass	50212V100	LPL FINANCIAL HOLDINGS ORD	NA	NA	NA	40.00	01/14/2019	---	2,634.66	0.00	0.00	641.34	3,276.00	3,276.00
STLUCIE-Equities Sawgrass	50212V100	LPL FINANCIAL HOLDINGS ORD	NA	NA	NA	45.00	02/08/2019	---	3,457.04	0.00	0.00	228.46	3,685.50	3,685.50
STLUCIE-Equities Sawgrass	50212V100	LPL FINANCIAL HOLDINGS ORD	NA	NA	NA	10.00	03/04/2019	---	752.40	0.00	0.00	66.60	819.00	819.00
STLUCIE-Equities Sawgrass	50212V100	LPL FINANCIAL HOLDINGS ORD	NA	NA	NA	30.00	03/07/2019	---	2,282.88	0.00	0.00	174.12	2,457.00	2,457.00
STLUCIE-Equities Sawgrass	50212V100	LPL FINANCIAL HOLDINGS ORD	NA	NA	NA	30.00	05/07/2019	---	2,545.95	0.00	0.00	(88.95)	2,457.00	2,457.00
STLUCIE-Equities Sawgrass	50212V100	LPL FINANCIAL HOLDINGS ORD	NA	NA	NA	50.00	07/08/2019	---	4,154.17	0.00	0.00	(59.17)	4,095.00	4,095.00
STLUCIE-Equities Sawgrass	50212V100	LPL FINANCIAL HOLDINGS ORD	NA	NA	NA	40.00	09/20/2019	---	3,338.13	0.00	0.00	(62.13)	3,276.00	3,276.00
STLUCIE-Equities Sawgrass	520776105	LAWSON PRODUCTS ORD	NA	NA	NA	50.00	07/01/2019	---	1,752.05	0.00	0.00	184.45	1,936.50	1,936.50
STLUCIE-Equities Sawgrass	520776105	LAWSON PRODUCTS ORD	NA	NA	NA	25.00	07/22/2019	---	963.50	0.00	0.00	4.75	968.25	968.25
STLUCIE-Equities Sawgrass	520776105	LAWSON PRODUCTS ORD	NA	NA	NA	60.00	07/19/2019	---	2,303.57	0.00	0.00	20.23	2,323.80	2,323.80
STLUCIE-Equities Sawgrass	520776105	LAWSON PRODUCTS ORD	NA	NA	NA	40.00	07/22/2019	---	1,547.10	0.00	0.00	2.10	1,549.20	1,549.20
STLUCIE-Equities Sawgrass	520776105	LAWSON PRODUCTS ORD	NA	NA	NA	100.00	08/19/2019	---	3,755.50	0.00	0.00	117.50	3,873.00	3,873.00
STLUCIE-Equities Sawgrass	535219109	LEMAITRE VASCULAR ORD	NA	NA	NA	150.00	09/16/2019	---	5,217.15	0.00	0.00	(90.15)	5,127.00	5,127.00
STLUCIE-Equities Sawgrass	535219109	LINDBLAD EXPEDITIONS HOLDINGS ORD	NA	NA	NA	194.00	06/13/2019	---	3,186.47	0.00	0.00	64.97	3,251.44	3,251.44
STLUCIE-Equities Sawgrass	535219109	LINDBLAD EXPEDITIONS HOLDINGS ORD	NA	NA	NA	265.00	06/18/2019	---	4,697.63	0.00	0.00	(256.23)	4,441.40	4,441.40
STLUCIE-Equities Sawgrass	535219109	LINDBLAD EXPEDITIONS HOLDINGS ORD	NA	NA	NA	170.00	06/20/2019	---	2,933.35	0.00	0.00	(84.15)	2,849.20	2,849.20
STLUCIE-Equities Sawgrass	535219109	LINDBLAD EXPEDITIONS HOLDINGS ORD	NA	NA	NA	220.00	07/08/2019	---	3,875.17	0.00	0.00	(187.97)	3,687.20	3,687.20
STLUCIE-Equities Sawgrass	535219109	LITHIA MOTORS CL A ORD	NA	NA	NA	25.00	09/16/2019	---	3,344.73	0.00	0.00	(35.23)	3,309.50	3,309.50
STLUCIE-Equities Sawgrass	53505B101	M I HOMES ORD	NA	NA	NA	40.00	05/06/2019	---	1,158.15	0.00	0.00	347.85	1,506.00	1,506.00
STLUCIE-Equities Sawgrass	53505B101	M I HOMES ORD	NA	NA	NA	35.00	05/09/2019	---	1,008.68	0.00	0.00	309.07	1,317.75	1,317.75
STLUCIE-Equities Sawgrass	53505B101	M I HOMES ORD	NA	NA	NA	30.00	07/22/2019	---	906.32	0.00	0.00	223.18	1,129.50	1,129.50
STLUCIE-Equities Sawgrass	535771103	MTS SYSTEMS ORD	NA	NA	NA	60.00	08/09/2019	---	3,650.12	0.00	0.00	(335.12)	3,315.00	3,315.00
STLUCIE-Equities Sawgrass	562750109	MANHATTAN ASSOCIATES ORD	NA	NA	NA	50.00	07/22/2019	---	3,518.15	0.00	0.00	515.35	4,033.50	4,033.50
STLUCIE-Equities Sawgrass	562750109	MANHATTAN ASSOCIATES ORD	NA	NA	NA	20.00	07/25/2019	---	1,448.91	0.00	0.00	164.49	1,613.40	1,613.40
STLUCIE-Equities Sawgrass	562750109	MANHATTAN ASSOCIATES ORD	NA	NA	NA	30.00	07/29/2019	---	2,602.35	0.00	0.00	(182.25)	2,420.10	2,420.10
STLUCIE-Equities Sawgrass	564563104	MANTECH INTERNATIONAL CL A ORD	NA	NA	NA	50.00	06/11/2019	---	3,170.50	0.00	0.00	400.00	3,570.50	3,570.50

ST. LUCIE COUNTY BOARD OF COUNTY COMMISSIONERS
 INVESTMENT PORTFOLIO
 AS OF SEPTEMBER 30, 2019

Account	Identifier	Description	S&P Rating	Fitch Rating	Moody's Rating	Current Units	Settle Date	Final Maturity	Book Value	Interest Due	Accrued Balance	Net Unrealized Gain/Loss	Market Value	Market Value + Accrued
STLUCIE-Equities Sawgrass	564563104	MANTECH INTERNATIONAL CL A ORD	NA	NA	NA	55.00	07/22/2019	---	3,697.65	0.00	0.00	229.90	3,927.55	3,927.55
STLUCIE-Equities Sawgrass	56585A102	MARATHON PETROLEUM ORD	NA	NA	NA	420.75	12/08/2016	---	19,567.80	0.00	0.00	5,992.76	25,560.56	25,560.56
STLUCIE-Equities Sawgrass	56585A102	MARATHON PETROLEUM ORD	NA	NA	NA	233.75	12/09/2016	---	11,121.25	0.00	0.00	3,079.06	14,200.31	14,200.31
STLUCIE-Equities Sawgrass	56585A102	MARATHON PETROLEUM ORD	NA	NA	NA	320.85	07/22/2016	---	13,217.38	0.00	0.00	6,274.16	19,491.54	19,491.54
STLUCIE-Equities Sawgrass	56585A102	MARATHON PETROLEUM ORD	NA	NA	NA	407.65	01/05/2018	---	25,461.43	0.00	0.00	(696.60)	24,764.83	24,764.83
STLUCIE-Equities Sawgrass	56585A102	MARATHON PETROLEUM ORD	NA	NA	NA	25.00	07/19/2019	---	1,370.75	0.00	0.00	148.00	1,518.75	1,518.75
STLUCIE-Equities Sawgrass	57636Q104	MASTERCARD CL A ORD	NA	NA	NA	17.00	11/23/2018	---	3,171.24	0.00	0.00	1,445.45	4,616.69	4,616.69
STLUCIE-Equities Sawgrass	577933104	MAXIMUS ORD	NA	NA	NA	60.00	06/11/2019	---	4,506.92	0.00	0.00	128.68	4,635.60	4,635.60
STLUCIE-Equities Sawgrass	577933104	MAXIMUS ORD	NA	NA	NA	50.00	06/27/2019	---	3,674.20	0.00	0.00	188.80	3,863.00	3,863.00
STLUCIE-Equities Sawgrass	577933104	MAXIMUS ORD	NA	NA	NA	60.00	07/19/2019	---	4,443.40	0.00	0.00	192.20	4,635.60	4,635.60
STLUCIE-Equities Sawgrass	577933104	MAXIMUS ORD	NA	NA	NA	50.00	08/29/2019	---	3,804.26	0.00	0.00	58.74	3,863.00	3,863.00
STLUCIE-Equities Sawgrass	577933104	MAXIMUS ORD	NA	NA	NA	50.00	09/13/2019	---	3,936.68	0.00	0.00	(73.68)	3,863.00	3,863.00
STLUCIE-Equities Sawgrass	577933104	MAXIMUS ORD	NA	NA	NA	36.00	09/27/2019	---	2,831.40	0.00	0.00	(50.04)	2,781.36	2,781.36
STLUCIE-Equities Sawgrass	579780206	MCCORMICK ORD	NA	NA	NA	90.00	02/28/2018	---	9,679.62	0.00	0.00	4,387.38	14,067.00	14,067.00
STLUCIE-Equities Sawgrass	579780206	MCCORMICK ORD	NA	NA	NA	160.00	03/13/2018	---	17,581.68	0.00	0.00	7,426.32	25,008.00	25,008.00
STLUCIE-Equities Sawgrass	579780206	MCCORMICK ORD	NA	NA	NA	460.00	05/22/2018	---	47,428.30	0.00	0.00	24,469.70	71,898.00	71,898.00
STLUCIE-Equities Sawgrass	579780206	MCCORMICK ORD	NA	NA	NA	710.00	06/18/2019	---	11,525.52	0.00	0.00	(552.52)	11,073.00	11,073.00
STLUCIE-Equities Sawgrass	579780206	MCCORMICK ORD	NA	NA	NA	290.00	08/27/2019	---	107,432.44	0.00	0.00	3,540.56	110,973.00	110,973.00
STLUCIE-Equities Sawgrass	579780206	MCCORMICK ORD	NA	NA	NA	240.00	09/04/2019	---	39,320.35	0.00	0.00	(1,808.35)	37,512.00	37,512.00
STLUCIE-Equities Sawgrass	579780206	MCCORMICK ORD	NA	NA	NA	80.00	09/26/2019	---	12,818.30	0.00	0.00	(314.30)	12,504.00	12,504.00
STLUCIE-Equities Sawgrass	580135101	MCDONALD'S ORD	NA	NA	NA	140.00	10/23/2018	---	23,382.07	0.00	0.00	6,677.33	30,059.40	30,059.40
STLUCIE-Equities Sawgrass	580135101	MCDONALD'S ORD	NA	NA	NA	530.00	10/23/2018	---	88,916.03	0.00	0.00	24,880.27	113,796.30	113,796.30
STLUCIE-Equities Sawgrass	580135101	MCDONALD'S ORD	NA	NA	NA	540.00	11/02/2018	---	95,523.57	0.00	0.00	20,419.83	115,943.40	115,943.40
STLUCIE-Equities Sawgrass	580135101	MCDONALD'S ORD	NA	NA	NA	700.00	12/12/2018	---	129,532.76	0.00	0.00	20,764.24	150,297.00	150,297.00
STLUCIE-Equities Sawgrass	580135101	MCDONALD'S ORD	NA	NA	NA	240.00	12/18/2018	---	43,994.62	0.00	0.00	7,535.78	51,530.40	51,530.40
STLUCIE-Equities Sawgrass	580135101	MCDONALD'S ORD	NA	NA	NA	70.00	09/26/2019	---	14,895.21	0.00	0.00	134.49	15,029.70	15,029.70
STLUCIE-Equities Sawgrass	580589109	MCGRATH RENT ORD	NA	NA	NA	50.00	05/06/2019	---	3,182.20	0.00	0.00	297.30	3,479.50	3,479.50
STLUCIE-Equities Sawgrass	580589109	MCGRATH RENT ORD	NA	NA	NA	15.00	07/22/2019	---	971.55	0.00	0.00	(17.82)	1,043.85	1,043.85
STLUCIE-Equities Sawgrass	580589109	MCGRATH RENT ORD	NA	NA	NA	35.00	08/02/2019	---	2,453.47	0.00	0.00	(7.82)	2,435.65	2,435.65
STLUCIE-Equities Sawgrass	58506Q109	MEDPACE HOLDINGS ORD	NA	NA	NA	10.00	11/15/2018	---	582.84	0.00	0.00	257.56	840.40	840.40
STLUCIE-Equities Sawgrass	58506Q109	MEDPACE HOLDINGS ORD	NA	NA	NA	45.00	02/20/2019	---	3,148.27	0.00	0.00	633.53	3,781.80	3,781.80
STLUCIE-Equities Sawgrass	58506Q109	MEDPACE HOLDINGS ORD	NA	NA	NA	55.00	08/01/2019	---	4,320.80	0.00	0.00	301.40	4,622.20	4,622.20
STLUCIE-Equities Sawgrass	58506Q109	MEDPACE HOLDINGS ORD	NA	NA	NA	15.00	08/09/2019	---	1,143.86	0.00	0.00	116.74	1,260.60	1,260.60
STLUCIE-Equities Sawgrass	589378108	MERCURY SYSTEMS ORD	NA	NA	NA	45.00	02/20/2019	---	2,874.30	0.00	0.00	778.35	3,652.65	3,652.65
STLUCIE-Equities Sawgrass	589378108	MERCURY SYSTEMS ORD	NA	NA	NA	40.00	03/26/2019	---	2,532.00	0.00	0.00	714.80	3,246.80	3,246.80
STLUCIE-Equities Sawgrass	589378108	MERCURY SYSTEMS ORD	NA	NA	NA	40.00	05/31/2019	---	2,796.70	0.00	0.00	450.10	3,246.80	3,246.80
STLUCIE-Equities Sawgrass	59001A102	MERITAGE HOMES ORD	NA	NA	NA	25.00	08/02/2019	---	1,973.75	0.00	0.00	55.50	2,029.25	2,029.25
STLUCIE-Equities Sawgrass	59001A102	MERITAGE HOMES ORD	NA	NA	NA	15.00	06/11/2019	---	785.48	0.00	0.00	269.77	1,055.25	1,055.25
STLUCIE-Equities Sawgrass	59001A102	MERITAGE HOMES ORD	NA	NA	NA	45.00	07/22/2019	---	2,469.12	0.00	0.00	696.63	3,165.75	3,165.75
STLUCIE-Equities Sawgrass	594918104	MICROSOFT ORD	NA	NA	NA	40.00	11/23/2018	---	4,066.80	0.00	0.00	1,494.40	5,561.20	5,561.20
STLUCIE-Equities Sawgrass	594918104	MICROSOFT ORD	NA	NA	NA	12.00	05/14/2019	---	1,491.96	0.00	0.00	176.40	1,668.36	1,668.36
STLUCIE-Equities Sawgrass	609027107	MONARCH CASINO AND RESORT ORD	NA	NA	NA	45.00	08/09/2019	---	2,035.29	0.00	0.00	(159.24)	1,876.05	1,876.05
STLUCIE-Equities Sawgrass	626755102	MURPHY USA ORD	NA	NA	NA	65.00	08/09/2019	---	5,959.05	0.00	0.00	(414.55)	5,544.50	5,544.50
STLUCIE-Equities Sawgrass	635906100	NATIONAL HEALTHCARE ORD	NA	NA	NA	100.00	07/22/2019	---	8,395.01	52.00	0.00	(210.01)	8,185.00	8,185.00
STLUCIE-Equities Sawgrass	635906100	NATIONAL HEALTHCARE ORD	NA	NA	NA	20.00	09/16/2019	---	1,668.12	10.40	0.00	(31.12)	1,637.00	1,637.00
STLUCIE-Equities Sawgrass	637372202	NATIONAL RESEARCH ORD	NA	NA	NA	15.00	03/11/2019	---	589.28	2.85	0.00	276.97	866.25	866.25
STLUCIE-Equities Sawgrass	637372202	NATIONAL RESEARCH ORD	NA	NA	NA	21.00	05/14/2019	---	945.53	3.99	0.00	267.22	1,212.75	1,212.75
STLUCIE-Equities Sawgrass	64031N108	NATIONAL RESEARCH ORD	NA	NA	NA	79.00	05/14/2019	---	3,554.09	15.01	0.00	1,008.16	4,562.25	4,562.25
STLUCIE-Equities Sawgrass	64049M209	NELNET CL A ORD	NA	NA	NA	25.00	09/16/2019	---	1,716.53	0.00	0.00	(126.53)	1,590.00	1,590.00
STLUCIE-Equities Sawgrass	64049M209	NEOGENOMICS ORD	NA	NA	NA	85.00	02/03/2018	---	1,414.93	0.00	0.00	210.27	1,625.20	1,625.20
STLUCIE-Equities Sawgrass	64049M209	NEOGENOMICS ORD	NA	NA	NA	85.00	02/08/2018	---	1,437.02	0.00	0.00	188.18	1,625.20	1,625.20
STLUCIE-Equities Sawgrass	64049M209	NEOGENOMICS ORD	NA	NA	NA	175.00	04/01/2019	---	3,414.57	0.00	0.00	(68.57)	3,346.00	3,346.00
STLUCIE-Equities Sawgrass	64049M209	NEOGENOMICS ORD	NA	NA	NA	90.00	05/07/2016	---	2,074.29	0.00	0.00	(353.49)	1,720.80	1,720.80
STLUCIE-Equities Sawgrass	68389X105	ORACLE ORD	NA	NA	NA	1,475.00	07/22/2016	---	60,848.62	0.00	0.00	20,320.63	81,169.25	81,169.25
STLUCIE-Equities Sawgrass	68389X105	ORACLE ORD	NA	NA	NA	400.00	12/08/2016	---	15,572.00	0.00	0.00	6,440.00	22,012.00	22,012.00
STLUCIE-Equities Sawgrass	68389X105	ORACLE ORD	NA	NA	NA	225.00	12/09/2016	---	8,797.46	0.00	0.00	3,584.29	12,381.75	12,381.75

ST. LUCIE COUNTY BOARD OF COUNTY COMMISSIONERS
 INVESTMENT PORTFOLIO
 AS OF SEPTEMBER 30, 2019

Account	Identifier	Description	S&P Rating	Fitch Rating	Moody's Rating	Current Units	Settle Date	Final Maturity	Book Value	Interest Due	Accrued Balance	Net Unrealized Gain/Loss	Market Value	Market Value + Accrued
STLUCIE-Equities Sawgrass	68389X105	ORACLE ORD	NA	NA	NA	1,590.00	12/08/2016	---	61,978.20	0.00	0.00	25,519.50	87,497.70	87,497.70
STLUCIE-Equities Sawgrass	68389X105	ORACLE ORD	NA	NA	NA	770.00	07/28/2017	---	39,385.27	0.00	0.00	2,987.83	42,373.10	42,373.10
STLUCIE-Equities Sawgrass	68389X105	ORACLE ORD	NA	NA	NA	480.00	02/28/2018	---	24,583.25	0.00	0.00	1,831.15	26,414.40	26,414.40
STLUCIE-Equities Sawgrass	68389X105	ORACLE ORD	NA	NA	NA	1,540.00	03/22/2018	---	72,243.56	0.00	0.00	12,502.64	84,746.20	84,746.20
STLUCIE-Equities Sawgrass	68389X105	ORACLE ORD	NA	NA	NA	25.00	07/19/2019	---	1,463.00	0.00	0.00	(87.25)	1,375.75	1,375.75
STLUCIE-Equities Sawgrass	68389X105	ORACLE ORD	NA	NA	NA	170.00	09/26/2019	---	9,110.74	0.00	0.00	244.36	9,355.10	9,355.10
STLUCIE-Equities Sawgrass	68401U204	OPTIMIZERX ORD	NA	NA	NA	245.00	09/16/2019	---	3,961.90	0.00	0.00	(414.30)	3,547.60	3,547.60
STLUCIE-Equities Sawgrass	69351T106	PPL ORD	NA	NA	NA	1,675.00	09/22/2017	---	65,592.83	690.94	0.00	(12,847.08)	52,745.75	52,745.75
STLUCIE-Equities Sawgrass	69351T106	PPL ORD	NA	NA	NA	1,200.00	11/27/2017	---	43,268.64	495.00	0.00	(5,480.64)	37,788.00	37,788.00
STLUCIE-Equities Sawgrass	69351T106	PPL ORD	NA	NA	NA	500.00	07/19/2018	---	14,302.55	206.25	0.00	1,442.45	15,745.00	15,745.00
STLUCIE-Equities Sawgrass	69351T106	PPL ORD	NA	NA	NA	550.00	10/19/2018	---	17,070.68	226.88	0.00	248.82	17,319.50	17,319.50
STLUCIE-Equities Sawgrass	69351T106	PPL ORD	NA	NA	NA	75.00	07/19/2019	---	2,289.00	30.94	0.00	72.75	2,361.75	2,361.75
STLUCIE-Equities Sawgrass	704326107	PAYCHEX ORD	NA	NA	NA	540.00	06/01/2018	---	35,807.13	0.00	0.00	8,888.67	44,695.80	44,695.80
STLUCIE-Equities Sawgrass	704326107	PAYCHEX ORD	NA	NA	NA	550.00	06/26/2018	---	38,618.64	0.00	0.00	6,904.86	45,523.50	45,523.50
STLUCIE-Equities Sawgrass	704326107	PAYCHEX ORD	NA	NA	NA	950.00	07/11/2018	---	66,501.52	0.00	0.00	12,129.98	78,631.50	78,631.50
STLUCIE-Equities Sawgrass	704326107	PAYCHEX ORD	NA	NA	NA	670.00	07/31/2018	---	47,657.07	0.00	0.00	7,818.83	55,455.90	55,455.90
STLUCIE-Equities Sawgrass	71375U101	PERFICIENT ORD	NA	NA	NA	90.00	09/26/2019	---	7,403.97	0.00	0.00	45.33	7,449.30	7,449.30
STLUCIE-Equities Sawgrass	71375U101	PERFICIENT ORD	NA	NA	NA	5.00	07/03/2018	---	132.85	0.00	0.00	60.05	192.90	192.90
STLUCIE-Equities Sawgrass	71375U101	PERFICIENT ORD	NA	NA	NA	110.00	07/20/2018	---	2,987.34	0.00	0.00	1,256.46	4,243.80	4,243.80
STLUCIE-Equities Sawgrass	71375U101	PERFICIENT ORD	NA	NA	NA	100.00	08/10/2018	---	2,787.92	0.00	0.00	1,070.08	3,858.00	3,858.00
STLUCIE-Equities Sawgrass	71375U101	PERFICIENT ORD	NA	NA	NA	60.00	08/28/2018	---	1,690.43	0.00	0.00	624.37	2,314.80	2,314.80
STLUCIE-Equities Sawgrass	71375U101	PERFICIENT ORD	NA	NA	NA	130.00	09/07/2018	---	3,900.44	0.00	0.00	1,114.96	5,015.40	5,015.40
STLUCIE-Equities Sawgrass	71375U101	PERFICIENT ORD	NA	NA	NA	150.00	04/01/2019	---	4,025.01	0.00	0.00	1,761.99	5,787.00	5,787.00
STLUCIE-Equities Sawgrass	71375U101	PERFICIENT ORD	NA	NA	NA	110.00	02/15/2019	---	3,028.67	0.00	0.00	1,215.13	4,243.80	4,243.80
STLUCIE-Equities Sawgrass	71375U101	PERFICIENT ORD	NA	NA	NA	140.00	04/05/2019	---	3,894.51	0.00	0.00	1,506.69	5,401.20	5,401.20
STLUCIE-Equities Sawgrass	71375U101	PERFICIENT ORD	NA	NA	NA	110.00	04/23/2019	---	3,102.24	0.00	0.00	1,141.56	4,243.80	4,243.80
STLUCIE-Equities Sawgrass	71375U101	PERFICIENT ORD	NA	NA	NA	90.00	05/07/2019	---	2,960.60	0.00	0.00	511.60	3,472.20	3,472.20
STLUCIE-Equities Sawgrass	71377A103	PERFORMANCE FOOD GROUP ORD	NA	NA	NA	190.00	08/07/2019	---	6,693.21	0.00	0.00	636.99	7,330.20	7,330.20
STLUCIE-Equities Sawgrass	71377A103	PERFORMANCE FOOD GROUP ORD	NA	NA	NA	75.00	02/08/2019	---	2,847.83	0.00	0.00	602.92	3,450.75	3,450.75
STLUCIE-Equities Sawgrass	71377A103	PERFORMANCE FOOD GROUP ORD	NA	NA	NA	138.00	04/08/2019	---	5,444.10	0.00	0.00	905.28	6,349.38	6,349.38
STLUCIE-Equities Sawgrass	71377A103	PERFORMANCE FOOD GROUP ORD	NA	NA	NA	120.00	05/03/2019	---	4,926.89	0.00	0.00	594.31	5,521.20	5,521.20
STLUCIE-Equities Sawgrass	71377A103	PERFORMANCE FOOD GROUP ORD	NA	NA	NA	90.00	05/31/2019	---	3,577.04	0.00	0.00	563.86	4,140.90	4,140.90
STLUCIE-Equities Sawgrass	71377A103	PERFORMANCE FOOD GROUP ORD	NA	NA	NA	70.00	06/13/2019	---	2,844.12	0.00	0.00	376.58	3,220.70	3,220.70
STLUCIE-Equities Sawgrass	71377A103	PERFORMANCE FOOD GROUP ORD	NA	NA	NA	55.00	07/22/2019	---	2,336.74	0.00	0.00	193.81	2,530.55	2,530.55
STLUCIE-Equities Sawgrass	71377A103	PERFORMANCE FOOD GROUP ORD	NA	NA	NA	35.00	08/09/2019	---	1,521.26	0.00	0.00	89.09	1,610.35	1,610.35
STLUCIE-Equities Sawgrass	71377A103	PERFORMANCE FOOD GROUP ORD	NA	NA	NA	70.00	09/13/2019	---	3,223.87	0.00	0.00	(3.17)	3,220.70	3,220.70
STLUCIE-Equities Sawgrass	717081103	PFIZER ORD	NA	NA	NA	66.00	09/13/2019	---	3,038.64	0.00	0.00	(1.98)	3,036.66	3,036.66
STLUCIE-Equities Sawgrass	717081103	PFIZER ORD	NA	NA	NA	1,825.00	01/09/2017	---	60,425.39	0.00	0.00	5,146.86	65,572.25	65,572.25
STLUCIE-Equities Sawgrass	74144T108	T ROWE PRICE GROUP ORD	NA	NA	NA	825.00	01/05/2018	---	30,250.19	0.00	0.00	(607.94)	29,642.25	29,642.25
STLUCIE-Equities Sawgrass	742718109	PROCTER & GAMBLE ORD	NA	NA	NA	1,150.00	05/05/2017	---	81,858.38	0.00	0.00	49,529.12	131,387.50	131,387.50
STLUCIE-Equities Sawgrass	742718109	PROCTER & GAMBLE ORD	NA	NA	NA	700.00	07/22/2016	---	60,269.51	0.00	0.00	26,796.49	87,066.00	87,066.00
STLUCIE-Equities Sawgrass	742718109	PROCTER & GAMBLE ORD	NA	NA	NA	275.00	12/08/2016	---	22,754.24	0.00	0.00	11,450.26	34,204.50	34,204.50
STLUCIE-Equities Sawgrass	742718109	PROCTER & GAMBLE ORD	NA	NA	NA	175.00	12/09/2016	---	14,533.51	0.00	0.00	7,232.99	21,766.50	21,766.50
STLUCIE-Equities Sawgrass	742718109	PROCTER & GAMBLE ORD	NA	NA	NA	300.00	07/25/2018	---	23,633.55	0.00	0.00	13,680.45	37,314.00	37,314.00
STLUCIE-Equities Sawgrass	759916109	REPLIGEN ORD	NA	NA	NA	5.00	06/11/2019	---	376.25	0.00	0.00	7.20	383.45	383.45
STLUCIE-Equities Sawgrass	759916109	REPLIGEN ORD	NA	NA	NA	30.00	07/01/2019	---	2,499.60	0.00	0.00	(198.90)	2,300.70	2,300.70
STLUCIE-Equities Sawgrass	759916109	REPLIGEN ORD	NA	NA	NA	15.00	08/01/2019	---	1,415.51	0.00	0.00	(265.16)	1,150.35	1,150.35
STLUCIE-Equities Sawgrass	760759100	REPUBLIC SERVICES ORD	NA	NA	NA	864.00	06/08/2018	---	58,982.77	349.92	0.00	15,796.43	74,779.20	74,779.20
STLUCIE-Equities Sawgrass	760759100	REPUBLIC SERVICES ORD	NA	NA	NA	80.00	08/22/2018	---	5,973.60	32.40	0.00	930.40	6,924.00	6,924.00
STLUCIE-Equities Sawgrass	760759100	REPUBLIC SERVICES ORD	NA	NA	NA	60.00	08/30/2018	---	4,389.00	24.30	0.00	519.00	5,193.00	5,193.00
STLUCIE-Equities Sawgrass	760759100	REPUBLIC SERVICES ORD	NA	NA	NA	25.00	05/14/2019	---	2,063.75	10.13	0.00	100.00	2,163.75	2,163.75
STLUCIE-Equities Sawgrass	760759100	REPUBLIC SERVICES ORD	NA	NA	NA	23.00	08/19/2019	---	2,055.51	9.32	0.00	(64.86)	1,990.65	1,990.65
STLUCIE-Equities Sawgrass	78463M107	SPX ORD	NA	NA	NA	70.00	09/13/2019	---	2,791.36	0.00	0.00	9.34	2,800.70	2,800.70
STLUCIE-Equities Sawgrass	78463M107	SPS COMMERCE ORD	NA	NA	NA	80.00	11/13/2018	---	3,859.44	0.00	0.00	(93.84)	3,765.60	3,765.60
STLUCIE-Equities Sawgrass	78463M107	SPS COMMERCE ORD	NA	NA	NA	10.00	11/14/2018	---	483.50	0.00	0.00	(12.80)	470.70	470.70
STLUCIE-Equities Sawgrass	78463M107	SPS COMMERCE ORD	NA	NA	NA	40.00	02/15/2019	---	2,153.84	0.00	0.00	(271.04)	1,882.80	1,882.80
STLUCIE-Equities Sawgrass	78463M107	SPS COMMERCE ORD	NA	NA	NA	50.00	02/20/2019	---	2,708.01	0.00	0.00	(354.51)	2,353.50	2,353.50

**ST. LUCIE COUNTY BOARD OF COUNTY COMMISSIONERS
INVESTMENT PORTFOLIO
AS OF SEPTEMBER 30, 2019**

Account	Identifier	Description	S&P Rating	Fitch Rating	Moody's Rating	Current Units	Settle Date	Final Maturity	Book Value	Interest Due	Accrued Balance	Net Unrealized Gain/Loss	Market Value	Market Value + Accrued
STLUCIE-Equities Sawgrass	800422107	JOHN B SANFILIPPO AND SON ORD	NA	NA	NA	65.00	08/26/2019	---	5,644.28	0.00	0.00	634.72	6,279.00	6,279.00
STLUCIE-Equities Sawgrass	806857108	SCHLUMBERGER ORD	NA	NA	NA	425.00	07/22/2016	---	33,855.59	212.50	0.00	(19,333.34)	14,522.25	14,522.25
STLUCIE-Equities Sawgrass	806857108	SCHLUMBERGER ORD	NA	NA	NA	125.00	12/08/2016	---	21,185.00	125.00	0.00	(1,264.50)	8,542.50	8,542.50
STLUCIE-Equities Sawgrass	806857108	SCHLUMBERGER ORD	NA	NA	NA	125.00	12/09/2016	---	10,518.75	62.50	0.00	(6,247.50)	4,271.25	4,271.25
STLUCIE-Equities Sawgrass	806857108	SCHLUMBERGER ORD	NA	NA	NA	400.00	06/11/2018	---	27,826.92	200.00	0.00	(14,158.92)	13,668.00	13,668.00
STLUCIE-Equities Sawgrass	806857108	SCHLUMBERGER ORD	NA	NA	NA	175.00	04/17/2019	---	8,158.24	87.50	0.00	(2,178.49)	5,979.75	5,979.75
STLUCIE-Equities Sawgrass	806857108	SCHLUMBERGER ORD	NA	NA	NA	175.00	07/19/2019	---	6,853.00	87.50	0.00	(873.25)	5,979.75	5,979.75
STLUCIE-Equities Sawgrass	827048109	SILGAN HOLDINGS ORD	NA	NA	NA	100.00	06/11/2019	---	3,039.00	0.00	0.00	(35.50)	3,003.50	3,003.50
STLUCIE-Equities Sawgrass	827048109	SILGAN HOLDINGS ORD	NA	NA	NA	90.00	08/12/2019	---	2,800.13	0.00	0.00	(96.98)	2,703.15	2,703.15
STLUCIE-Equities Sawgrass	846511103	SPARK ENERGY CL A ORD	NA	NA	NA	670.00	07/01/2019	---	7,391.11	0.00	0.00	(322.61)	7,068.50	7,068.50
STLUCIE-Equities Sawgrass	858586100	STEPAN ORD	NA	NA	NA	30.00	03/11/2019	---	2,710.09	0.00	0.00	201.71	2,911.80	2,911.80
STLUCIE-Equities Sawgrass	858586100	STEPAN ORD	NA	NA	NA	20.00	07/29/2019	---	1,960.25	0.00	0.00	(19.05)	1,941.20	1,941.20
STLUCIE-Equities Sawgrass	872540109	TJX ORD	NA	NA	NA	610.00	03/13/2018	---	25,129.31	0.00	0.00	8,872.09	34,001.40	34,001.40
STLUCIE-Equities Sawgrass	872540109	TJX ORD	NA	NA	NA	244.00	06/04/2018	---	10,978.78	0.00	0.00	2,621.78	13,600.56	13,600.56
STLUCIE-Equities Sawgrass	872540109	TJX ORD	NA	NA	NA	20.00	08/22/2018	---	1,014.50	0.00	0.00	100.30	1,114.80	1,114.80
STLUCIE-Equities Sawgrass	872540109	TJX ORD	NA	NA	NA	1,320.00	11/02/2018	---	72,312.31	0.00	0.00	1,264.49	73,576.80	73,576.80
STLUCIE-Equities Sawgrass	872540109	TJX ORD	NA	NA	NA	69.00	04/08/2019	---	3,735.66	0.00	0.00	110.40	3,846.06	3,846.06
STLUCIE-Equities Sawgrass	872540109	TJX ORD	NA	NA	NA	1,810.00	08/27/2019	---	96,111.36	0.00	0.00	4,778.04	100,889.40	100,889.40
STLUCIE-Equities Sawgrass	872540109	TJX ORD	NA	NA	NA	1,300.00	09/26/2019	---	7,200.71	0.00	0.00	45.49	7,246.20	7,246.20
STLUCIE-Equities Sawgrass	87612E106	TARGET ORD	NA	NA	NA	1,400.00	01/23/2019	---	98,777.84	0.00	0.00	50,896.16	149,674.00	149,674.00
STLUCIE-Equities Sawgrass	87612E106	TARGET ORD	NA	NA	NA	25.00	07/19/2019	---	2,196.25	0.00	0.00	476.50	2,672.75	2,672.75
STLUCIE-Equities Sawgrass	88162G103	TETRA TECH ORD	NA	NA	NA	30.00	06/11/2019	---	2,207.57	0.00	0.00	395.23	2,602.80	2,602.80
STLUCIE-Equities Sawgrass	89055F103	TOPBUILD ORD	NA	NA	NA	30.00	08/09/2019	---	2,732.74	0.00	0.00	160.16	2,892.90	2,892.90
STLUCIE-Equities Sawgrass	902494103	TYSON FOODS CL A ORD	NA	NA	NA	1,550.00	01/25/2019	---	93,914.50	0.00	0.00	39,602.50	133,517.00	133,517.00
STLUCIE-Equities Sawgrass	902673102	UPF TECHNOLOGIES ORD	NA	NA	NA	25.00	07/19/2019	---	1,977.75	0.00	0.00	175.75	2,153.50	2,153.50
STLUCIE-Equities Sawgrass	902673102	UPF TECHNOLOGIES ORD	NA	NA	NA	35.00	06/11/2019	---	1,370.69	0.00	0.00	(19.69)	1,351.00	1,351.00
STLUCIE-Equities Sawgrass	902673102	UPF TECHNOLOGIES ORD	NA	NA	NA	35.00	07/22/2019	---	1,481.11	0.00	0.00	(130.11)	1,351.00	1,351.00
STLUCIE-Equities Sawgrass	902673102	UPF TECHNOLOGIES ORD	NA	NA	NA	90.00	07/19/2019	---	3,766.98	0.00	0.00	(292.98)	3,474.00	3,474.00
STLUCIE-Equities Sawgrass	902673102	UPF TECHNOLOGIES ORD	NA	NA	NA	90.00	08/19/2019	---	3,740.85	0.00	0.00	(266.85)	3,474.00	3,474.00
STLUCIE-Equities Sawgrass	902973304	US BANCORP ORD	NA	NA	NA	2,175.00	04/17/2019	---	108,779.58	913.50	0.00	11,584.92	120,364.50	120,364.50
STLUCIE-Equities Sawgrass	902973304	US BANCORP ORD	NA	NA	NA	75.00	07/19/2019	---	4,091.25	31.50	0.00	59.25	4,150.50	4,150.50
STLUCIE-Equities Sawgrass	907818108	UNION PACIFIC ORD	NA	NA	NA	426.00	01/09/2017	---	43,729.11	0.00	0.00	25,274.37	69,003.48	69,003.48
STLUCIE-Equities Sawgrass	907818108	UNION PACIFIC ORD	NA	NA	NA	50.00	08/07/2018	---	7,496.00	0.00	0.00	603.00	8,099.00	8,099.00
STLUCIE-Equities Sawgrass	907818108	UNION PACIFIC ORD	NA	NA	NA	10.00	08/22/2018	---	1,509.60	0.00	0.00	110.20	1,619.80	1,619.80
STLUCIE-Equities Sawgrass	913017109	UNITED TECHNOLOGIES ORD	NA	NA	NA	14.00	08/30/2018	---	2,122.54	0.00	0.00	145.18	2,267.72	2,267.72
STLUCIE-Equities Sawgrass	913017109	UNITED TECHNOLOGIES ORD	NA	NA	NA	450.00	07/22/2016	---	47,587.50	0.00	0.00	13,846.50	61,434.00	61,434.00
STLUCIE-Equities Sawgrass	913017109	UNITED TECHNOLOGIES ORD	NA	NA	NA	175.00	12/08/2016	---	18,901.75	0.00	0.00	4,989.25	23,891.00	23,891.00
STLUCIE-Equities Sawgrass	91324P102	UNITEDHEALTH GRP ORD	NA	NA	NA	100.00	12/09/2016	---	10,757.00	0.00	0.00	2,895.00	13,652.00	13,652.00
STLUCIE-Equities Sawgrass	91324P102	UNITEDHEALTH GRP ORD	NA	NA	NA	150.00	07/22/2016	---	21,232.50	0.00	0.00	11,365.50	32,598.00	32,598.00
STLUCIE-Equities Sawgrass	91324P102	UNITEDHEALTH GRP ORD	NA	NA	NA	150.00	12/08/2016	---	23,567.25	0.00	0.00	9,030.75	32,598.00	32,598.00
STLUCIE-Equities Sawgrass	91324P102	UNITEDHEALTH GRP ORD	NA	NA	NA	75.00	06/29/2018	---	11,738.21	0.00	0.00	4,560.79	16,299.00	16,299.00
STLUCIE-Equities Sawgrass	91324P102	UNITEDHEALTH GRP ORD	NA	NA	NA	30.00	02/09/2018	---	7,472.22	0.00	0.00	(952.62)	6,519.60	6,519.60
STLUCIE-Equities Sawgrass	91324P102	UNITEDHEALTH GRP ORD	NA	NA	NA	20.00	07/19/2018	---	5,009.80	0.00	0.00	(663.40)	4,346.40	4,346.40
STLUCIE-Equities Sawgrass	91324P102	UNITEDHEALTH GRP ORD	NA	NA	NA	50.00	04/17/2019	---	11,371.50	0.00	0.00	(505.50)	10,866.00	10,866.00
STLUCIE-Equities Sawgrass	91324P102	UNITEDHEALTH GRP ORD	NA	NA	NA	25.00	07/19/2019	---	6,674.25	0.00	0.00	(1,241.25)	5,433.00	5,433.00
STLUCIE-Equities Sawgrass	913543104	UNIVERSAL FOREST PRODUCTS ORD	NA	NA	NA	95.00	07/01/2019	---	3,547.30	0.00	0.00	241.30	3,788.60	3,788.60
STLUCIE-Equities Sawgrass	913543104	UNIVERSAL FOREST PRODUCTS ORD	NA	NA	NA	100.00	07/19/2019	---	3,687.71	0.00	0.00	300.29	3,988.00	3,988.00
STLUCIE-Equities Sawgrass	913543104	UNIVERSAL FOREST PRODUCTS ORD	NA	NA	NA	40.00	07/29/2019	---	1,603.60	0.00	0.00	(8.40)	1,595.20	1,595.20
STLUCIE-Equities Sawgrass	913543104	UNIVERSAL FOREST PRODUCTS ORD	NA	NA	NA	90.00	08/19/2019	---	3,547.40	0.00	0.00	41.80	3,589.20	3,589.20
STLUCIE-Equities Sawgrass	913543104	UNIVERSAL FOREST PRODUCTS ORD	NA	NA	NA	100.00	08/29/2019	---	3,840.76	0.00	0.00	147.24	3,988.00	3,988.00
STLUCIE-Equities Sawgrass	913543104	UNIVERSAL FOREST PRODUCTS ORD	NA	NA	NA	160.00	09/20/2019	---	6,464.62	0.00	0.00	(83.82)	6,380.80	6,380.80
STLUCIE-Equities Sawgrass	913543104	UNIVERSAL FOREST PRODUCTS ORD	NA	NA	NA	61.00	09/27/2019	---	2,444.18	0.00	0.00	(11.50)	2,432.68	2,432.68
STLUCIE-Equities Sawgrass	913543104	UNIVERSAL FOREST PRODUCTS ORD	NA	NA	NA	115.00	09/30/2019	---	4,642.40	0.00	0.00	(56.20)	4,586.20	4,586.20
STLUCIE-Equities Sawgrass	92343V104	VERIZON COMMUNICATIONS ORD	NA	NA	NA	2,440.00	10/29/2018	---	137,905.14	0.00	0.00	9,373.26	147,278.40	147,278.40
STLUCIE-Equities Sawgrass	92343V104	VERIZON COMMUNICATIONS ORD	NA	NA	NA	150.00	10/29/2018	---	8,494.50	0.00	0.00	559.50	9,054.00	9,054.00
STLUCIE-Equities Sawgrass	92343V104	VERIZON COMMUNICATIONS ORD	NA	NA	NA	1,910.00	11/02/2018	---	110,321.79	0.00	0.00	4,965.81	115,287.60	115,287.60
STLUCIE-Equities Sawgrass	92343V104	VERIZON COMMUNICATIONS ORD	NA	NA	NA	3,820.00	12/12/2018	---	222,901.97	0.00	0.00	7,673.23	230,575.20	230,575.20

ST. LUCIE COUNTY BOARD OF COUNTY COMMISSIONERS
 INVESTMENT PORTFOLIO
 AS OF SEPTEMBER 30, 2019

Account	Identifier	Description	S&P Rating	Fitch Rating	Moody's Rating	Current Units	Settle Date	Final Maturity	Book Value	Interest Due	Accrued Balance	Net Unrealized Gain/Loss	Market Value	Market Value + Accrued
STLUCIE-Equities Sawgrass	92343Y104	VERIZON COMMUNICATIONS ORD	NA	NA	NA	540.00	12/17/2018	---	30,847.50	0.00	0.00	1,746.90	32,594.40	32,594.40
STLUCIE-Equities Sawgrass	92343Y104	VERIZON COMMUNICATIONS ORD	NA	NA	NA	25.00	07/19/2019	---	1,432.50	0.00	0.00	76.50	1,509.00	1,509.00
STLUCIE-Equities Sawgrass	92343Y104	VERIZON COMMUNICATIONS ORD	NA	NA	NA	290.00	09/04/2019	---	16,877.25	0.00	0.00	627.15	17,504.40	17,504.40
STLUCIE-Equities Sawgrass	92343Y104	VERIZON COMMUNICATIONS ORD	NA	NA	NA	46.00	09/13/2019	---	2,758.16	0.00	0.00	18.40	2,776.56	2,776.56
STLUCIE-Equities Sawgrass	92345Y106	VERISK ANALYTICS ORD	NA	NA	NA	990.00	11/20/2018	---	122,682.58	0.00	0.00	33,876.02	156,558.60	156,558.60
STLUCIE-Equities Sawgrass	92345Y106	VERISK ANALYTICS ORD	NA	NA	NA	660.00	12/13/2018	---	76,236.01	0.00	0.00	28,136.39	104,372.40	104,372.40
STLUCIE-Equities Sawgrass	92345Y106	VERISK ANALYTICS ORD	NA	NA	NA	580.00	12/17/2018	---	67,009.60	0.00	0.00	24,711.60	91,721.20	91,721.20
STLUCIE-Equities Sawgrass	92345Y106	VERISK ANALYTICS ORD	NA	NA	NA	70.00	09/26/2019	---	11,080.08	0.00	0.00	(10.28)	11,069.80	11,069.80
STLUCIE-Equities Sawgrass	92552R406	VIAD ORD	NA	NA	NA	45.00	06/11/2019	---	2,903.64	4.50	0.00	118.11	3,021.75	3,021.75
STLUCIE-Equities Sawgrass	92552R406	VIAD ORD	NA	NA	NA	15.00	07/22/2019	---	1,043.40	1.50	0.00	(36.15)	1,007.25	1,007.25
STLUCIE-Equities Sawgrass	92552R406	VIAD ORD	NA	NA	NA	25.00	08/12/2019	---	1,704.47	2.50	0.00	(25.72)	1,678.75	1,678.75
STLUCIE-Equities Sawgrass	92550105	VIAVI SOLUTIONS ORD	NA	NA	NA	225.00	02/20/2019	---	2,830.23	0.00	0.00	320.90	3,151.13	3,151.13
STLUCIE-Equities Sawgrass	92550105	VIAVI SOLUTIONS ORD	NA	NA	NA	370.00	05/03/2019	---	5,026.45	0.00	0.00	155.40	5,181.85	5,181.85
STLUCIE-Equities Sawgrass	92550105	VIAVI SOLUTIONS ORD	NA	NA	NA	200.00	05/07/2019	---	2,753.32	0.00	0.00	47.68	2,801.00	2,801.00
STLUCIE-Equities Sawgrass	92550105	VIAVI SOLUTIONS ORD	NA	NA	NA	270.00	05/13/2019	---	3,636.74	0.00	0.00	144.61	3,781.35	3,781.35
STLUCIE-Equities Sawgrass	92550105	VIAVI SOLUTIONS ORD	NA	NA	NA	230.00	06/13/2019	---	3,056.56	0.00	0.00	164.59	3,221.15	3,221.15
STLUCIE-Equities Sawgrass	92550105	VIAVI SOLUTIONS ORD	NA	NA	NA	210.00	06/20/2019	---	2,874.06	0.00	0.00	66.99	2,941.05	2,941.05
STLUCIE-Equities Sawgrass	92550105	VIAVI SOLUTIONS ORD	NA	NA	NA	200.00	06/21/2019	---	2,726.00	0.00	0.00	75.00	2,801.00	2,801.00
STLUCIE-Equities Sawgrass	92550105	VIAVI SOLUTIONS ORD	NA	NA	NA	264.00	09/27/2019	---	3,857.41	0.00	0.00	(160.09)	3,697.32	3,697.32
STLUCIE-Equities Sawgrass	942749102	WATTS INDUSTRIES CL A ORD	NA	NA	NA	50.00	03/11/2019	---	3,949.26	0.00	0.00	737.24	4,686.50	4,686.50
STLUCIE-Equities Sawgrass	942749102	WATTS INDUSTRIES CL A ORD	NA	NA	NA	10.00	07/01/2019	---	927.30	0.00	0.00	10.00	937.30	937.30
STLUCIE-Equities Sawgrass	981475106	WORLD FUEL SERVICES ORD	NA	NA	NA	170.00	06/11/2019	---	5,549.48	17.00	0.00	1,240.32	6,789.80	6,789.80
STLUCIE-Equities Sawgrass	981475106	WORLD FUEL SERVICES ORD	NA	NA	NA	45.00	07/22/2019	---	1,618.65	4.50	0.00	178.65	1,797.30	1,797.30
STLUCIE-Equities Sawgrass	987184108	YORK WATER ORD	NA	NA	NA	120.00	09/16/2019	---	4,699.20	20.80	0.00	540.00	5,239.20	5,239.20
STLUCIE-Equities Sawgrass	G29183103	EATON ORD	NA	NA	NA	650.00	1/14/2019	---	45,568.77	0.00	0.00	8,478.73	54,047.50	54,047.50
STLUCIE-Equities Sawgrass	G29183103	EATON ORD	NA	NA	NA	125.00	4/17/2019	---	10,449.35	0.00	0.00	(55.60)	10,393.75	10,393.75
STLUCIE-Equities Sawgrass	G29183103	EATON ORD	NA	NA	NA	275.00	7/19/2019	---	22,142.67	0.00	0.00	723.58	22,866.25	22,866.25
STLUCIE-Equities Sawgrass	464287630	ISHARES:RUSS 2000 VL ETF	NA	NA	NA	2,570.00	12/08/2016	---	299,918.74	0.00	0.00	6,964.96	306,883.70	306,883.70
STLUCIE-Equities Sawgrass	46429B689	ISHARES:EDGE MSCI MVEAFE	NA	NA	NA	8,887.00	07/22/2016	---	592,762.90	0.00	0.00	58,476.46	651,239.36	651,239.36
STLUCIE-Equities Sawgrass	46429B689	ISHARES:EDGE MSCI MVEAFE	NA	NA	NA	482.00	12/08/2016	---	29,879.08	0.00	0.00	5,441.88	35,320.96	35,320.96
STLUCIE-Equities Sawgrass	46429B689	ISHARES:EDGE MSCI MVEAFE	NA	NA	NA	320.00	05/30/2018	---	23,632.00	0.00	0.00	(182.40)	23,449.60	23,449.60
STLUCIE-Equities Sawgrass	922042775	VANGUARD FTSE XUS ETF	NA	NA	NA	16,496.00	12/8/2016	---	727,473.60	0.00	0.00	95,676.80	823,150.40	823,150.40
STLUCIE-Equities Sawgrass	922042775	VANGUARD FTSE XUS ETF	NA	NA	NA	540.00	5/30/2018	---	29,314.93	0.00	0.00	(2,368.93)	26,946.00	26,946.00
STLUCIE-Equities Sawgrass	922042858	VANGUARD EM ST IETF	NA	NA	NA	3,250.00	12/8/2016	---	117,259.68	0.00	0.00	13,585.32	130,845.00	130,845.00
STLUCIE-Equities Sawgrass	922042858	VANGUARD EM ST IETF	NA	NA	NA	560.00	12/14/2016	---	20,572.05	0.00	0.00	1,973.55	22,545.60	22,545.60
STLUCIE-Equities Sawgrass	922042858	VANGUARD EM ST IETF	NA	NA	NA	130.00	5/30/2018	---	5,869.50	0.00	0.00	(635.70)	5,233.80	5,233.80
									11,707,659.94	5,481.22	0.00	1,708,515.25	13,416,175.19	13,416,175.19
TOTAL														

226,851,861.10 8,083.60 603,307.98 3,434,757.82 2,30,286,618.92 230,889,926.90