

JOSEPH E. SMITH · CLERK OF THE CIRCUIT COURT · ST. LUCIE COUNTY

---

May 1, 2019

The Honorable Linda Bartz, Chair  
St. Lucie County Board of County Commissioners  
2300 Virginia Avenue  
Fort Pierce, Florida 34982

Re: Investment Report for Quarter Ending March 31, 2019

Dear Chair Bartz,

I am pleased to share with you the 2nd Quarter Investment Report for fiscal year 2019.

The Investment Report includes the following:

- Investment Summary
- Portfolio Diversification, Maturity Distribution, Issuer Concentration and Top 10 Holdings charts
- Investment Portfolio Detail

All investment activities were in compliance with the bid process as outlined in the Investment Policy. All of the investment categories and portfolio composition percentages are in accordance with the Investment Policy approved by the Board of County Commissioners.

The information is provided to you, the Honorable Members of the Board of County Commissioners and the Investment Committee as required by the Investment Policy. Please do not hesitate to contact our office should you have questions.

Cordially,

Joseph E. Smith  
Clerk of the Circuit Court

Enclosures  
April 29, 2019  
The Honorable Linda Bartz, Chair

cc:  
District 1 Commissioner, Chris Dzadoovsky  
District 2 Commissioner, Sean Mitchell  
District 4 Commissioner, Frannie Hutchinson  
District 5 Commissioner, Cathy Townsend  
Howard Tipton, County Administrator  
Dan McIntyre, County Attorney  
Jennifer Hill, OMB Director  
Investment Committee Members  
Budget Committee Members

**ST LUCIE COUNTY, FLORIDA  
BOARD OF COUNTY COMMISSIONERS  
INVESTMENT SUMMARY  
AS OF MARCH 31, 2019**

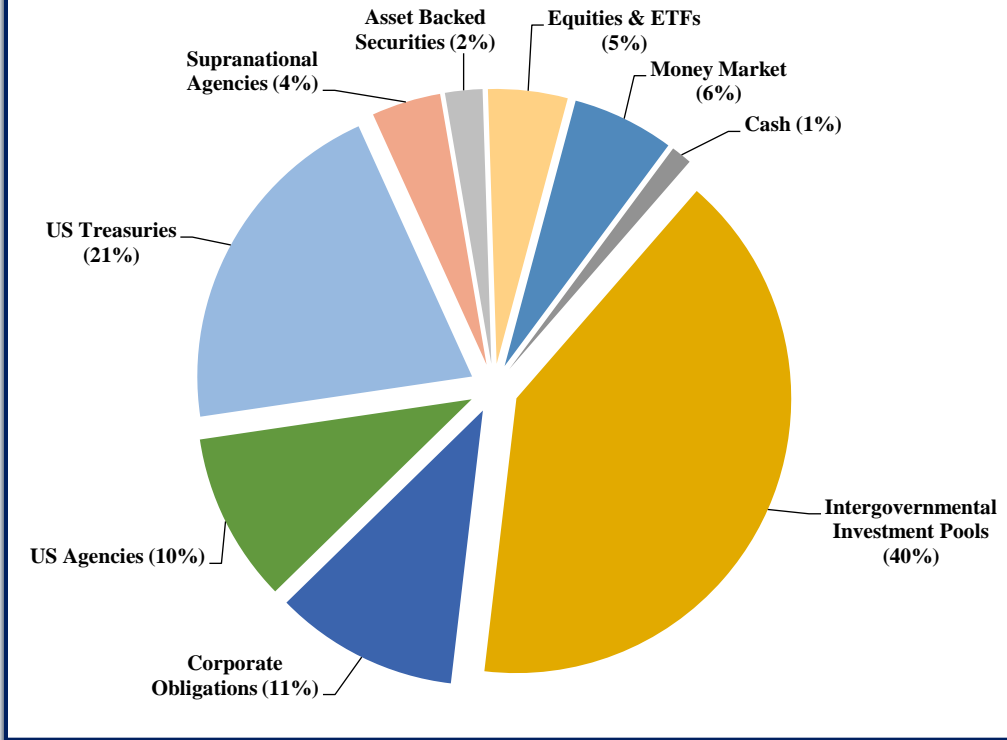
| <b>Portfolio Composition</b>              | <b>Dollars Invested</b> | <b>Market Value</b>   | <b>Percentage of Total Portfolio</b> | <b>Maximum Allowable Percentage</b> |
|---|-------------------------|-----------------------|--------------------------------------|-------------------------------------|
| <i>CASH</i>                               | \$ 3,312,166            | \$ 3,312,166          | 1%                                   | 25%                                 |
| <i>MONEY MARKET</i>                       | 16,181,159              | 16,181,159            | 6%                                   | 80%                                 |
| <i>INTERGOVERNMENTAL INVESTMENT POOLS</i> | 109,183,094             | 109,183,094           | 40%                                  | 40%                                 |
| <i>CORPORATE OBLIGATIONS</i>              | 29,243,738              | 29,182,498            | 11%                                  | 25%                                 |
| <i>US AGENCIES</i>                        | 26,776,384              | 26,927,561            | 10%                                  | 50%                                 |
| <i>US TREASURIES</i>                      | 55,064,462              | 55,464,265            | 21%                                  | 75%                                 |
| <i>SUPRANATIONAL AGENCIES</i>             | 11,022,296              | 10,988,402            | 4%                                   | 25%                                 |
| <i>ASSET BACKED SECURITIES</i>            | 5,883,628               | 5,930,910             | 2%                                   | 10%                                 |
| <i>EQUITIES and EXCHANGE TRADED FUNDS</i> | 11,332,562              | 12,612,596            | 5%                                   | 10%                                 |
| <b>TOTAL INVESTMENTS</b>                  | <b>\$ 267,999,489</b>   | <b>\$ 269,782,651</b> | <b>100%</b>                          |                                     |

| <b>Cash and Fixed Income Summary</b> |               |
|--------------------------------------|---------------|
| <b>Risk Metric</b>                   | <b>Value</b>  |
| Cash                                 | \$3,312,166   |
| Money Market Fund                    | \$125,364,253 |
| Fixed Income                         | \$128,493,636 |
| Years to Final Maturity              | 1.583         |
| Book Yield (1)                       | 1.446%        |
| Yield (2)                            | 2.410%        |
| Average Credit Rating                | AA-/Aa3/AA-   |

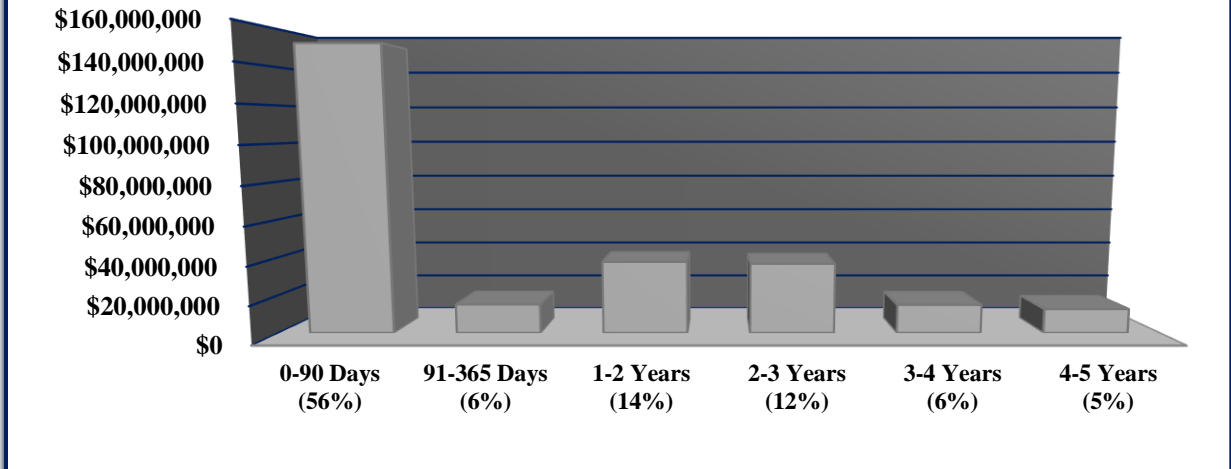
(1) Book Yield - Book yield (purchase yield) is the rate that all future cash flows discounted to the book value. This is a projected return at time of purchase.

(2) Yield - Yield (current yield) is a bond's annual return on its annual coupon payments and current market price.

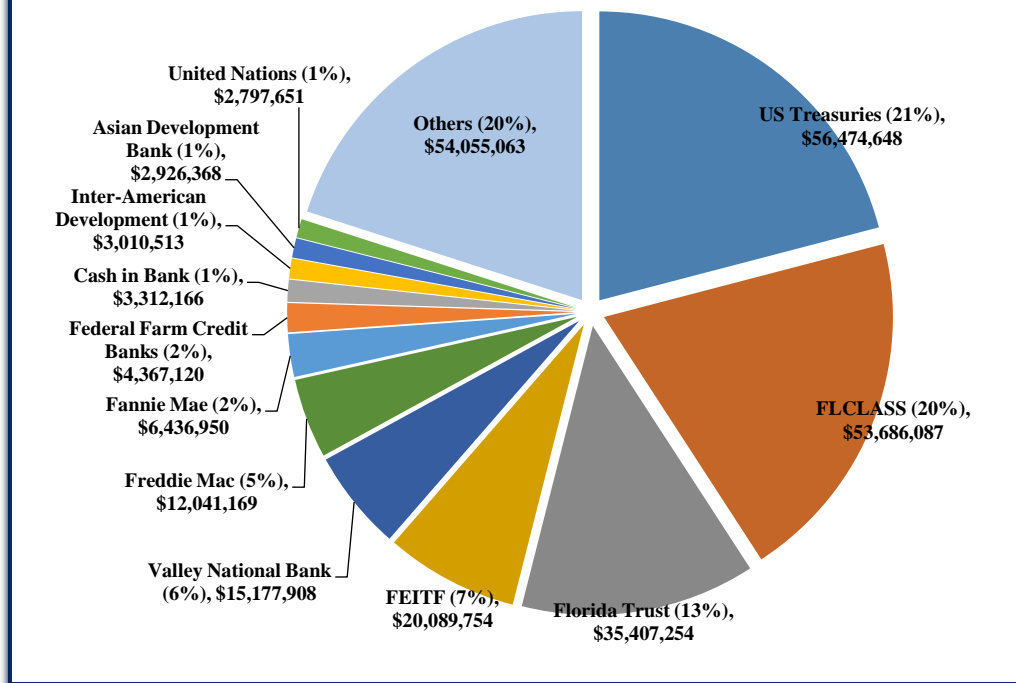
## Portfolio Diversification



## Maturity Distribution



## Issuer Concentration



## Top Ten Holdings

| Rank         | Issuer Name                     | Book Value            | Market Value          | % of Market Value |
|--------------|---------------------------------|-----------------------|-----------------------|-------------------|
| 1            | US Treasuries                   | \$ 56,063,251         | \$ 56,474,648         | 21%               |
| 2            | FLCLASS                         | 53,686,087            | 53,686,087            | 20%               |
| 3            | Florida Trust                   | 35,407,254            | 35,407,254            | 13%               |
| 4            | FEITF                           | 20,089,754            | 20,089,754            | 7%                |
| 5            | Valley National Bank            | 15,177,908            | 15,177,908            | 6%                |
| 6            | Freddie Mac                     | 11,979,987            | 12,041,169            | 5%                |
| 7            | Fannie Mae                      | 6,417,300             | 6,436,950             | 2%                |
| 8            | Federal Farm Credit Banks       | 4,333,215             | 4,367,120             | 2%                |
| 9            | Cash Deposits                   | 3,312,166             | 3,312,166             | 1%                |
| 10           | Inter-American Development Bank | 3,023,601             | 3,010,513             | 1%                |
| <b>Total</b> |                                 | <b>\$ 209,490,523</b> | <b>\$ 210,003,569</b> | <b>78%</b>        |

**ST. LUCIE COUNTY BOARD OF COUNTY COMMISSIONERS  
INVESTMENT PORTFOLIO  
AS OF March 31, 2019**

| Account                                   | Identifier | Description                             | S&P Rating | Fitch Rating | Moody's Rating | Current Units  | Settle Date | Final Maturity | Book Value     | Interest Due | Accrued Balance | Net Unrealized Gain/Loss | Market Value   | Market Value + Accrued |
|---|------------|---|------------|--------------|----------------|----------------|-------------|----------------|----------------|--------------|-----------------|--------------------------|----------------|------------------------|
| <b>CASH</b>                               |            |   |            |              |                |                |             |                |                |              |                 |                          |                |                        |
| STLUCIE-PFM                               | CCYUSD     | Payable                                 | AAA        | AAA          | Aaa            | (424,065.40)   | ---         | 03/31/2019     | (424,065.40)   | 0.00         | 0.00            | 0.00                     | (424,065.40)   | (424,065.40)           |
| STLUCIE-PFM                               | CCYUSD     | Receivable                              | AAA        | AAA          | Aaa            | 288,270.48     | ---         | 03/31/2019     | 288,270.48     | 0.00         | 0.00            | 0.00                     | 288,270.48     | 288,270.48             |
| STLUCIE-Sawgrass                          | CCYUSD     | Payable                                 | AAA        | AAA          | Aaa            | (2,529,796.67) | ---         | 03/31/2019     | (2,529,796.67) | 0.00         | 0.00            | 0.00                     | (2,529,796.67) | (2,529,796.67)         |
| STLUCIE-Sawgrass                          | CCYUSD     | Receivable                              | AAA        | AAA          | Aaa            | 2,505,295.56   | ---         | 03/31/2019     | 2,505,295.56   | 0.00         | 0.00            | 0.00                     | 2,505,295.56   | 2,505,295.56           |
| STLUCIE-Cash Sol                          | CCYUSD     | Receivable                              | AAA        | AAA          | Aaa            | 11.12          | ---         | 03/31/2019     | 11.12          | 0.00         | 0.00            | 0.00                     | 11.12          | 11.12                  |
| STLUCIE-Cash                              | CCYUSD     | Cash                                    | AAA        | AAA          | Aaa            | 3,480,320.00   | ---         | 03/31/2019     | 3,480,320.00   | 0.00         | 0.00            | 0.00                     | 3,480,320.00   | 3,480,320.00           |
| STLUCIE-Payden & Rygel                    | CCYUSD     | Receivable                              | AAA        | AAA          | Aaa            | 2,953.04       | ---         | 03/31/2019     | 2,953.04       | 0.00         | 0.00            | 0.00                     | 2,953.04       | 2,953.04               |
| STLUCIE-Equities Sawgrass                 | CCYUSD     | Cash                                    | AAA        | AAA          | Aaa            | (0.00)         | ---         | 03/31/2019     | (0.00)         | 0.00         | 0.00            | 0.00                     | (0.00)         | (0.00)                 |
| STLUCIE-Equities Sawgrass                 | CCYUSD     | Payable                                 | AAA        | AAA          | Aaa            | (55,707.87)    | ---         | 03/31/2019     | (55,707.87)    | 0.00         | 0.00            | 0.00                     | (55,707.87)    | (55,707.87)            |
| STLUCIE-Equities Sawgrass                 | CCYUSD     | Receivable                              | AAA        | AAA          | Aaa            | 44,885.69      | ---         | 03/31/2019     | 44,885.69      | 0.00         | 0.00            | 0.00                     | 44,885.69      | 44,885.69              |
|   |            |   |            |              |                | 3,312,165.95   |             |                | 3,312,165.95   | 0.00         | 0.00            | 0.00                     | 3,312,165.95   | 3,312,165.95           |
| <b>MONEY MARKET</b>                       |            |   |            |              |                |                |             |                |                |              |                 |                          |                |                        |
| STLUCIE-Cash Sol                          | 31846V203  | FIRST AMER:GVT OBLG V                   | AAAm       | AAA          | Aaa            | 6,469.75       | ---         | 03/31/2019     | 6,469.75       | 11.12        | 0.00            | 0.00                     | 6,469.75       | 6,469.75               |
| STLUCIE-PFM                               | 31846V443  | FIRST AMER:GVT OBLG V                   | AAAm       | AAA          | Aaa            | 157,403.92     | ---         | 03/31/2019     | 157,403.92     | 412.85       | 0.00            | 0.00                     | 157,403.92     | 157,403.92             |
| STLUCIE-Sawgrass                          | 31846V443  | FIRST AMER:GVT OBLG V                   | AAAm       | AAA          | Aaa            | 283,009.00     | ---         | 03/31/2019     | 283,009.00     | 437.51       | 0.00            | 0.00                     | 283,009.00     | 283,009.00             |
| STLUCIE-Payden & Rygel                    | 31846V443  | FIRST AMER:GVT OBLG V                   | AAAm       | AAA          | Aaa            | 166,799.88     | ---         | 03/31/2019     | 166,799.88     | 703.04       | 0.00            | 0.00                     | 166,799.88     | 166,799.88             |
| STLUCIE-Equities Sawgrass                 | 31846V443  | FIRST AMER:GVT OBLG V                   | AAAm       | AAA          | Aaa            | 389,568.86     | ---         | 03/31/2019     | 389,568.86     | 1,006.63     | 0.00            | 0.00                     | 389,568.86     | 389,568.86             |
| STLUCIE-Valley National Bk                | VALLENBK   | Valley National Bank Money Market       | NA         | NA           | NA             | 15,177,907.62  | ---         | 03/31/2019     | 15,177,907.62  | 0.00         | 0.00            | 0.00                     | 15,177,907.62  | 15,177,907.62          |
|   |            |   |            |              |                | 16,181,159.03  |             |                | 16,181,159.03  | 2,571.15     | 0.00            | 0.00                     | 16,181,159.03  | 16,181,159.03          |
| <b>INTERGOVERNMENTAL INVESTMENT POOLS</b> |            |   |            |              |                |                |             |                |                |              |                 |                          |                |                        |
| St Lucie - Florida Cooperative FEITF      |            | Florida Education Investment Trust Fund | NA         | NA           | NA             | 20,089,753.62  | ---         | 03/31/2019     | 20,089,753.62  | 0.00         | 0.00            | 0.00                     | 20,089,753.62  | 20,089,753.62          |
| St Lucie - Florida Cooperative FLCLASS    |            | FLORIDA CLASS                           | NA         | NA           | NA             | 53,686,086.97  | ---         | 03/31/2019     | 53,686,086.97  | 0.00         | 0.00            | 0.00                     | 53,686,086.97  | 53,686,086.97          |
| STLUCIE-FL Trst                           | FLGIT-DAY: | FLGIT Day-To-Day Fund                   | NA         | NA           | NA             | 35,407,253.86  | ---         | 03/31/2019     | 35,407,253.86  | 0.00         | 0.00            | 0.00                     | 35,407,253.86  | 35,407,253.86          |
|   |            |   |            |              |                | 109,183,094.45 |             |                | 109,183,094.45 | 0.00         | 0.00            | 0.00                     | 109,183,094.45 | 109,183,094.45         |
| <b>CORPORATE OBLIGATIONS</b>              |            |   |            |              |                |                |             |                |                |              |                 |                          |                |                        |
| STLUCIE-Sawgrass                          | 0258M0EB1  | AMERICAN EXPRESS CREDIT CORP            | A-         | A            | A2             | 1,070,000.00   | 10/19/2018  | 05/05/2021     | 1,041,666.40   | 0.00         | 9,763.75        | 21,367.90                | 1,063,034.30   | 1,072,798.05           |
| STLUCIE-Sawgrass                          | 037833AR1  | APPLE INC                               | AA+        | NA           | Aa1            | 1,000,000.00   | 11/06/2018  | 05/06/2021     | 991,230.00     | 0.00         | 11,479.17       | 15,360.00                | 1,006,590.00   | 1,018,069.17           |
| STLUCIE-Sawgrass                          | 037833DC1  | APPLE INC                               | AA+        | NA           | Aa1            | 300,000.00     | 09/12/2017  | 09/12/2022     | 299,646.00     | 0.00         | 332.50          | (4,473.00)               | 295,173.00     | 295,505.50             |
| STLUCIE-Sawgrass                          | 0553IFAS2  | BB&T CORP                               | A-         | A+           | A2             | 600,000.00     | 11/02/2015  | 01/15/2020     | 600,956.00     | 0.00         | 3,103.33        | (9,162.00)               | 598,794.00     | 601,897.33             |
| STLUCIE-Sawgrass                          | 0553JFAU7  | BB&T CORP                               | A-         | A+           | A2             | 750,000.00     | 10/26/2015  | 06/29/2020     | 764,010.00     | 0.00         | 5,031.25        | (14,715.00)              | 749,295.00     | 754,326.25             |
| STLUCIE-Sawgrass                          | 06406FAD5  | BANK OF NEW YORK MELLON CORP            | A          | AA-          | A1             | 1,000,000.00   | 04/01/2019  | 08/16/2023     | 975,520.00     | 0.00         | 2,750.00        | (2,960.00)               | 972,560.00     | 975,310.00             |
| STLUCIE-Sawgrass                          | 06406HCZ0  | BANK OF NEW YORK MELLON CORP            | A          | AA-          | A1             | 1,700,000.00   | 12/06/2016  | 02/24/2020     | 1,69,734.29    | 0.00         | 375.65          | (489.09)                 | 169,245.20     | 169,020.85             |
| STLUCIE-Sawgrass                          | 07330NAN5  | BRANCH BANKING AND TRUST CO             | A          | A+           | A1             | 590,000.00     | 01/26/2017  | 01/15/2020     | 589,952.80     | 0.00         | 2,615.67        | (2,643.20)               | 587,309.60     | 589,925.27             |
| STLUCIE-Sawgrass                          | 097023BN4  | BOEING CO                               | A          | A            | A2             | 1,000,000.00   | 05/24/2018  | 10/30/2022     | 1,066,746.60   | 0.00         | 9,227.78        | 24,010.00                | 981,890.00     | 991,117.78             |
| STLUCIE-Sawgrass                          | 17275RB00  | CISCO SYSTEMS INC                       | AA-        | NA           | A1             | 850,000.00     | 09/20/2016  | 09/20/2021     | 849,881.00     | 0.00         | 480.49          | (15,861.00)              | 834,020.00     | 834,500.49             |
| STLUCIE-Sawgrass                          | 202795HZ6  | COMMONWEALTH EDISON CO                  | A          | A            | A1             | 1,020,000.00   | 06/20/2017  | 09/01/2021     | 1,066,746.60   | 0.00         | 2,890.00        | (30,487.80)              | 1,036,258.80   | 1,039,148.80           |
| STLUCIE-Sawgrass                          | 24422ETL3  | JOHN DEERE CAPITAL CORP                 | A          | A            | A2             | 350,000.00     | 08/21/2017  | 01/06/2022     | 356,338.50     | 0.00         | 2,189.93        | (6,489.00)               | 349,849.50     | 352,039.43             |
| STLUCIE-Sawgrass                          | 24422ETV1  | JOHN DEERE CAPITAL CORP                 | A          | A            | A2             | 1,340,000.00   | 09/08/2017  | 09/08/2022     | 1,337,279.80   | 0.00         | 1,840.64        | (19,698.00)              | 1,317,581.80   | 1,319,422.44           |
| STLUCIE-Sawgrass                          | 31677QB84  | FIFTH THIRD BANK                        | A-         | A-           | A3             | 96,000.00      | 11/10/2015  | 04/25/2019     | 96,366.72      | 0.00         | 988.00          | (384.00)                 | 95,982.72      | 96,970.72              |
| STLUCIE-Sawgrass                          | 31677QBH1  | FIFTH THIRD BANK (OHIO)                 | A-         | A-           | A3             | 210,000.00     | 09/27/2016  | 09/27/2019     | 209,651.40     | 0.00         | 37.92           | (774.90)                 | 208,876.50     | 208,914.42             |
| STLUCIE-Sawgrass                          | 31677QBK4  | FIFTH THIRD BANK (OHIO)                 | A-         | A-           | A3             | 210,000.00     | 10/30/2017  | 10/30/2020     | 209,920.20     | 0.00         | 1,937.83        | (1,669.50)               | 208,250.70     | 210,188.53             |
| STLUCIE-Sawgrass                          | 33616CAA8  | FIRST REPUBLIC BANK                     | A-         | A-           | Baa1           | 475,000.00     | 03/13/2015  | 06/17/2019     | 477,075.75     | 0.00         | 3,259.03        | (2,541.25)               | 474,534.50     | 477,793.53             |
| STLUCIE-Sawgrass                          | 3814IGWU4  | GOLDMAN SACHS GROUP INC                 | BBB+       | A            | A3             | 1,890,000.00   | 03/18/2019  | 02/23/2023     | 1,878,338.70   | 0.00         | 6,249.34        | (4,838.40)               | 1,873,500.30   | 1,879,749.64           |
| STLUCIE-Sawgrass                          | 446438RM7  | HUNTINGTON NATIONAL BANK                | A-         | A-           | A3             | 1,440,000.00   | 06/29/2015  | 04/01/2020     | 1,421,611.20   | 0.00         | 17,280.00       | 12,801.60                | 1,434,412.80   | 1,451,692.80           |
| STLUCIE-Sawgrass                          | 458140AM2  | INTEL CORP                              | A+         | A+           | A1             | 225,000.00     | 07/19/2018  | 12/15/2022     | 220,572.00     | 0.00         | 1,788.75        | (22,329.75)              | 228,118.50     | 228,118.50             |
| STLUCIE-Sawgrass                          | 458140BB5  | INTEL CORP                              | A+         | A+           | A1             | 630,000.00     | 05/11/2017  | 05/11/2022     | 629,615.70     | 0.00         | 5,757.50        | (1,908.90)               | 627,706.80     | 633,464.30             |
| STLUCIE-Sawgrass                          | 46625HKAT7 | JPMORGAN CHASE & CO                     | A-         | AA-          | A2             | 730,000.00     | 01/23/2015  | 01/23/2020     | 730,000.00     | 0.00         | 3,102.50        | (2,664.50)               | 727,335.50     | 730,438.00             |
| STLUCIE-Sawgrass                          | 46625HLW8  | JPMORGAN CHASE & CO                     | A-         | AA-          | A2             | 660,000.00     | 10/27/2015  | 06/23/2020     | 667,451.40     | 0.00         | 4,940.83        | (7,108.20)               | 660,343.20     | 665,284.03             |
| STLUCIE-Sawgrass                          | 46625HQK9  | JPMORGAN CHASE & CO                     | A-         | AA-          | A2             | 420,000.00     | 03/01/2016  | 03/01/2021     | 420,000.00     | 0.00         | 1,485.05        | 7,807.80                 | 427,807.80     | 429,292.85             |
| STLUCIE-Sawgrass                          | 491674BE6  | KENTUCKY UTILITIES CO                   | A          | WR           | A1             | 700,000.00     | 06/07/2017  | 11/01/2020     | 727,090.00     | 0.00         | 9,479.17        | (21,504.00)              | 705,586.00     | 715,065.17             |
| STLUCIE-Sawgrass                          | 49327M2G8  | KEYBANK NA                              | A-         | A-           | A3             | 552,000.00     | 10/15/2015  | 03/16/2020     | 551,227.20     | 0.00         | 517.50          | (1,694.64)               | 549,532.56     | 550,050.06             |
| STLUCIE-Sawgrass                          | 49327M2U7  | KEYBANK NA                              | A-         | A-           | A3             | 770,000.00     | 03/07/2018  | 03/07/2023     | 769,861.40     | 0.00         | 1,732.50        | 15,523.20                | 785,384.60     | 787,117.10             |
| STLUCIE-Sawgrass                          | 55279HAJ9  | MANUFACTURERS AND TRADERS TRUST CO      | A          | A            | A3             | 585,000.00     | 03/02/2015  | 02/06/2020     | 584,508.60     | 0.00         | 1,876.88        | (2,345.85)               | 582,162.75     | 584,039.63             |

**ST. LUCIE COUNTY BOARD OF COUNTY COMMISSIONERS  
INVESTMENT PORTFOLIO  
AS OF March 31, 2019**

| Account                | Identifier  | Description                              | S&P Rating | Fitch Rating | Moody's Rating | Current Units | Settle Date | Maturity   | Book Value    | Interest Due | Balance    | Net Unrealized Gain/Loss | Market Value  | Market Value + Accrued |
|------------------------|-------------|--|------------|--------------|----------------|---------------|-------------|------------|---------------|--------------|------------|--------------------------|---------------|------------------------|
| STLUCIE-Sawgrass       | 61744YAJ7   | MORGAN STANLEY                           | BBB+       | A            | A3             | 690,000.00    | 03/16/2018  | 07/22/2022 | 694,402.20    | 0.00         | 4,881.35   | (772.80)                 | 693,629.40    | 698,510.75             |
| STLUCIE-Sawgrass       | 61744YAN8   | MORGAN STANLEY                           | BBB+       | A            | A3             | 810,000.00    | 06/15/2018  | 01/23/2023 | 789,588.00    | 0.00         | 4,781.25   | 22,882.50                | 812,470.50    | 817,251.75             |
| STLUCIE-Sawgrass       | 693475AV7   | PNC FINANCIAL SERVICES GROUP INC         | A-         | A+           | A3             | 1,500,000.00  | 04/01/2019  | 01/23/2024 | 1,541,610.00  | 0.00         | 9,916.67   | (5,865.00)               | 1,535,745.00  | 1,545,661.67           |
| STLUCIE-Sawgrass       | 69353RES3   | PNC BANK NA                              | A          | A+           | A2             | 305,000.00    | 06/12/2017  | 07/21/2020 | 310,163.65    | 0.00         | 1,541.94   | (5,422.90)               | 304,740.75    | 306,282.69             |
| STLUCIE-Sawgrass       | 857477AR4   | STATE STREET CORP                        | A          | AA-          | A1             | 820,000.00    | 12/14/2015  | 08/18/2020 | 821,418.60    | 0.00         | 3,346.01   | 8,838.80                 | 828,257.40    | 831,603.41             |
| STLUCIE-Sawgrass       | 857477AV5   | STATE STREET CORP                        | A          | AA-          | A1             | 780,000.00    | 05/19/2016  | 05/19/2021 | 779,594.40    | 0.00         | 5,577.00   | (9,921.60)               | 769,672.80    | 775,249.80             |
| STLUCIE-Sawgrass       | 927804FK5   | VIRGINIA ELECTRIC AND POWER CO           | BBB+       | A            | A2             | 230,000.00    | 06/07/2017  | 01/15/2022 | 236,708.90    | 0.00         | 4,432.39   | (8,934.00)               | 230,834.90    | 232,267.29             |
| STLUCIE-Sawgrass       | 927804FK5   | VIRGINIA ELECTRIC AND POWER CO           | BBB+       | A            | A2             | 720,000.00    | 06/07/2017  | 01/15/2022 | 741,103.20    | 0.00         | 4,488.00   | (18,489.60)              | 722,613.60    | 727,097.60             |
| STLUCIE-Sawgrass       | 92826CAB8   | VISA INC                                 | AA-        | NA           | A1             | 170,000.00    | 12/14/2015  | 12/14/2020 | 169,855.50    | 0.00         | 1,111.61   | (603.50)                 | 169,252.00    | 170,363.61             |
| STLUCIE-Sawgrass       | 92826CA67   | VISA INC                                 | AA-        | NA           | A1             | 1,125,000.00  | 09/11/2017  | 09/15/2022 | 1,121,602.50  | 0.00         | 1,075.00   | (8,493.75)               | 1,113,108.75  | 1,114,183.75           |
| STLUCIE-Sawgrass       | 931142EK5   | WALMART INC                              | AA         | AA           | AA2            | 140,000.00    | 06/27/2018  | 06/26/2023 | 139,962.20    | 0.00         | 1,256.11   | 4,186.00                 | 144,148.20    | 145,404.31             |
| STLUCIE-Sawgrass       | 931142EK5   | WALMART INC                              | AA         | AA           | AA2            | 560,000.00    | 06/27/2018  | 06/26/2023 | 560,408.80    | 0.00         | 5,024.44   | 16,184.00                | 576,592.80    | 581,617.24             |
| STLUCIE-Sawgrass       | 949746RS2   | WELLS FARGO & CO                         | A-         | A+           | A2             | 870,000.00    | 04/07/2017  | 03/04/2021 | 870,469.80    | 0.00         | 1,631.25   | (4,689.30)               | 865,780.50    | 867,411.75             |
| STLUCIE-Sawgrass       | 949746SP7   | WELLS FARGO & CO                         | A-         | A+           | A2             | 860,000.00    | 05/26/2017  | 02/11/2022 | 865,658.80    | 0.00         | 4,243.61   | 645.00                   | 866,303.80    | 870,549.41             |
|                        |             |  |            |              |                | 29,243,738.21 |             |            | 29,243,738.21 | 0.00         | 162,817.57 | (61,240.13)              | 29,182,498.08 | 29,345,315.65          |
| <b>US AGENCIES</b>     |             |  |            |              |                |               |             |            |               |              |            |                          |               |                        |
| STLUCIE-PFM            | 3130ACE26   | FEDERAL HOME LOAN BANKS                  | AA+        | AAA          | Aaa            | 500,000.00    | 09/08/2017  | 09/28/2020 | 498,395.00    | 0.00         | 57.29      | (5,870.00)               | 492,525.00    | 492,582.29             |
| STLUCIE-PFM            | 3130AEXV7   | FEDERAL HOME LOAN BANKS                  | AA+        | AAA          | Aaa            | 785,000.00    | 09/20/2018  | 09/20/2021 | 785,000.00    | 0.00         | 719.58     | 2,143.05                 | 787,143.05    | 787,862.63             |
| STLUCIE-Payden & Rygel | 3130AF4N4   | FEDERAL HOME LOAN BANKS                  | AA+        | AAA          | Aaa            | 400,000.00    | 10/18/2018  | 10/18/2023 | 399,100.00    | 0.00         | 6,302.67   | 1,088.00                 | 400,188.00    | 406,490.67             |
| STLUCIE-Payden & Rygel | 3130AF5B9   | FEDERAL HOME LOAN BANKS                  | AA+        | AAA          | Aaa            | 500,000.00    | 10/12/2018  | 10/12/2021 | 499,675.00    | 0.00         | 7,041.67   | 8,935.00                 | 508,610.00    | 515,651.67             |
| STLUCIE-Sawgrass       | 3133EGCE3   | FEDERAL FARM CREDIT BANKS FUNDING CORP   | AA+        | AAA          | Aaa            | 700,000.00    | 05/25/2010  | 05/25/2021 | 700,000.00    | 0.00         | 375.05     | 3,787.00                 | 703,787.00    | 704,162.05             |
| STLUCIE-Sawgrass       | 3133EGPB5   | FEDERAL FARM CREDIT BANKS FUNDING CORP   | AA+        | AAA          | Aaa            | 2,880,000.00  | 07/27/2016  | 07/27/2021 | 2,880,000.00  | 0.00         | 1,115.90   | 18,057.60                | 2,898,057.60  | 2,899,173.50           |
| STLUCIE-Payden & Rygel | 3133HHY10   | FEDERAL FARM CREDIT BANKS FUNDING CORP   | AA+        | AAA          | Aaa            | 500,000.00    | 07/20/2018  | 05/23/2022 | 483,215.00    | 0.00         | 3,680.00   | 13,100.00                | 496,315.00    | 499,995.00             |
| STLUCIE-Payden & Rygel | 3133BHTJ2   | FEDERAL FARM CREDIT BANKS FUNDING CORP   | AA+        | AAA          | Aaa            | 270,000.00    | 08/01/2017  | 08/01/2022 | 270,000.00    | 0.00         | 595.03     | (1,039.50)               | 268,960.50    | 269,555.53             |
| STLUCIE-Sawgrass       | 3134GBD33   | FEDERAL HOME LOAN MORTGAGE CORP          | AA+        | AAA          | Aaa            | 330,000.00    | 08/28/2017  | 08/28/2020 | 330,000.00    | 0.00         | 514.25     | (3,267.00)               | 326,733.00    | 327,247.25             |
| STLUCIE-Payden & Rygel | 3134GBTL6   | FEDERAL HOME LOAN MORTGAGE CORP          | AA+        | AAA          | Aaa            | 490,000.00    | 07/02/2018  | 06/29/2022 | 475,025.60    | 0.00         | 2,629.67   | 11,397.40                | 486,423.00    | 489,052.67             |
| STLUCIE-Sawgrass       | 3134GS3G8   | FEDERAL HOME LOAN MORTGAGE CORP          | AA+        | AAA          | Aaa            | 440,000.00    | 02/28/2019  | 02/28/2024 | 440,000.00    | 0.00         | 1,159.58   | 770.00                   | 440,770.00    | 441,929.58             |
| STLUCIE-Payden & Rygel | 3134GSDJ1   | FEDERAL HOME LOAN MORTGAGE CORP          | AA+        | AAA          | Aaa            | 500,000.00    | 03/08/2018  | 02/28/2023 | 497,100.00    | 0.00         | 1,317.71   | 3,030.00                 | 500,130.00    | 501,447.71             |
| STLUCIE-Payden & Rygel | 3134GSOQ7   | FEDERAL HOME LOAN MORTGAGE CORP          | AA+        | AAA          | Aaa            | 210,000.00    | 01/18/2019  | 01/18/2022 | 210,000.00    | 0.00         | 1,277.50   | 21.00                    | 210,021.00    | 211,298.50             |
| STLUCIE-PFM            | 3135G0T29   | FEDERAL NATIONAL MORTGAGE ASSOCIATION    | AA+        | AAA          | Aaa            | 615,000.00    | 02/28/2017  | 02/28/2020 | 614,606.40    | 0.00         | 845.63     | (4,717.05)               | 609,889.35    | 610,734.98             |
| STLUCIE-Payden & Rygel | 3135G0T52   | FEDERAL NATIONAL MORTGAGE ASSOCIATION    | AA+        | AAA          | Aaa            | 500,000.00    | 05/25/2018  | 05/01/2020 | 495,435.00    | 0.00         | 1,145.83   | 3,990.00                 | 499,425.00    | 500,570.83             |
| STLUCIE-PFM            | 3135G0T60   | FEDERAL NATIONAL MORTGAGE ASSOCIATION    | AA+        | AAA          | Aaa            | 1,250,000.00  | 08/01/2017  | 07/30/2020 | 1,246,212.50  | 0.00         | 3,177.08   | (10,650.00)              | 1,235,562.50  | 1,238,739.58           |
| STLUCIE-PFM            | 3135G0U35   | FEDERAL NATIONAL MORTGAGE ASSOCIATION    | AA+        | AAA          | Aaa            | 740,000.00    | 06/25/2018  | 06/22/2021 | 739,829.80    | 0.00         | 5,596.25   | 7,200.20                 | 747,030.00    | 752,626.25             |
| STLUCIE-Payden & Rygel | 3135G0U35   | FEDERAL NATIONAL MORTGAGE ASSOCIATION    | AA+        | AAA          | Aaa            | 500,000.00    | 06/25/2018  | 06/22/2021 | 499,885.00    | 0.00         | 3,781.25   | 4,865.00                 | 504,750.00    | 508,531.25             |
| STLUCIE-Payden & Rygel | 3135G0U43   | FEDERAL NATIONAL MORTGAGE ASSOCIATION    | AA+        | AAA          | Aaa            | 520,000.00    | 09/14/2018  | 09/12/2023 | 517,868.00    | 0.00         | 789.03     | 14,300.00                | 532,168.00    | 532,957.03             |
| STLUCIE-PFM            | 3135G0U92   | FEDERAL NATIONAL MORTGAGE ASSOCIATION    | AA+        | AAA          | Aaa            | 500,000.00    | 01/11/2019  | 01/11/2022 | 499,640.00    | 0.00         | 2,916.67   | 4,885.00                 | 504,525.00    | 507,441.67             |
| STLUCIE-PFM            | 3135G0U92   | FEDERAL NATIONAL MORTGAGE ASSOCIATION    | AA+        | AAA          | Aaa            | 600,000.00    | 01/31/2019  | 01/11/2022 | 600,156.00    | 0.00         | 3,500.00   | 5,274.00                 | 605,430.00    | 608,930.00             |
| STLUCIE-Payden & Rygel | 3137EAE19   | FEDERAL HOME LOAN MORTGAGE CORP          | AA+        | AAA          | Aaa            | 620,000.00    | 02/16/2018  | 02/16/2021 | 618,363.20    | 0.00         | 1,840.63   | 2,238.20                 | 620,601.40    | 622,442.03             |
| STLUCIE-Payden & Rygel | 3137EAE19   | FEDERAL HOME LOAN MORTGAGE CORP          | AA+        | AAA          | Aaa            | 1,150,000.00  | 02/16/2018  | 02/16/2021 | 1,146,964.00  | 0.00         | 3,414.06   | 4,151.50                 | 1,151,115.50  | 1,154,529.56           |
| STLUCIE-Payden & Rygel | 3137EAE19   | FEDERAL HOME LOAN MORTGAGE CORP          | AA+        | AAA          | Aaa            | 500,000.00    | 06/11/2018  | 06/19/2023 | 497,280.00    | 0.00         | 3,895.83   | 11,440.00                | 508,720.00    | 512,615.83             |
| STLUCIE-Payden & Rygel | 6903533R4   | OVERSEAS PRIVATE INVESTMENT CORP         | AA+        | AAA          | Aaa            | 210,000.00    | 02/20/2019  | 03/20/2024 | 210,000.00    | 0.00         | 180.95     | 0.00                     | 210,000.00    | 210,180.95             |
| STLUCIE-Payden & Rygel | 6903533M79  | OVERSEAS PRIVATE INVESTMENT CORP         | AA+        | AAA          | Aaa            | 166,260.73    | 01/16/2019  | 02/15/2023 | 162,795.85    | 0.00         | 308.28     | 4,229.68                 | 167,025.53    | 167,405.80             |
| STLUCIE-Payden & Rygel | 6903533V38  | OVERSEAS PRIVATE INVESTMENT CORP         | AA+        | AAA          | Aaa            | 300,000.00    | 06/28/2018  | 08/21/2021 | 299,529.00    | 0.00         | 11,952.42  | 7,236.00                 | 306,765.00    | 318,717.42             |
| STLUCIE-Payden & Rygel | 6903533ZC4  | OVERSEAS PRIVATE INVESTMENT CORP         | AA+        | AAA          | Aaa            | 45,262.90     | 01/30/2019  | 05/15/2025 | 44,774.06     | 0.00         | 145.17     | 450.36                   | 45,224.43     | 45,369.59              |
| STLUCIE-Payden & Rygel | 76116FAD9   | RESOLUTION FUNDING CORP                  | NA         | NA           | NA             | 515,000.00    | 07/13/2018  | 07/15/2020 | 487,730.75    | 0.00         | 0.00       | 10,887.10                | 498,617.85    | 498,617.85             |
| STLUCIE-Payden & Rygel | 76116FAE7   | RESOLUTION FUNDING CORP                  | NA         | NA           | NA             | 400,000.00    | 11/08/2018  | 10/15/2020 | 377,192.00    | 0.00         | 0.00       | 7,664.00                 | 384,856.00    | 384,856.00             |
| STLUCIE-Payden & Rygel | 9111759MW5  | HOUSING AND URBAN DEVELOPMENT, U.S. DEPA | AA+        | AAA          | Aaa            | 70,000.00     | 03/28/2019  | 08/01/2023 | 70,000.00     | 0.00         | 15.27      | 0.00                     | 70,385.70     | 70,400.97              |
| STLUCIE-PFM            | US3137EAE19 | FREDDIE MAC                              | AA+        | AAA          | Aaa            | 1,200,000.00  | 04/20/2017  | 04/20/2020 | 1,195,896.00  | 0.00         | 7,379.17   | (8,928.00)               | 1,186,968.00  | 1,194,347.17           |
| STLUCIE-PFM            | 3137AWOG3   | FHMS K023 A1                             | AA+        | AAA          | Aaa            | 399,463.11    | 03/09/2018  | 04/25/2022 | 390,787.27    | 0.00         | 526.96     | 2,643.95                 | 393,431.22    | 393,958.18             |
| STLUCIE-PFM            | 3137AYCD1   | FHMS K025 A1                             | AA+        | AAA          | Aaa            | 405,018.88    | 06/15/2018  | 04/25/2022 | 396,776.11    | 0.00         | 632.84     | 4,249.28                 | 401,025.39    | 401,658.24             |
| STLUCIE-PFM            | 3137B5JL8   | FHMS K034 A1                             | AA+        | AAA          | Aaa            | 184,368.26    | 06/18/2018  | 02/25/2023 | 183,424.81    | 0.00         | 410.07     | 1,090.94                 | 184,515.75    | 184,925.82             |
| STLUCIE-PFM            | 3137B7E28   | FHMS K036 A1                             | AA+        | AAA          | Aaa            | 131,668.01    | 01/10/2019  | 04/25/2023 | 131,050.82    | 0.00         | 304.70     | 796.26                   | 131,847.08    | 132,151.78             |
| STLUCIE-PFM            | 3137BBBC3   | FHMS K038 A1                             | AA+        | AAA          | Aaa            | 363,120.94    | 11/26/2018  | 10/25/2023 | 357,957.82    | 0.00         | 787.97     | 6,052.76                 | 364,010.58    | 364,798.55             |
| STLUCIE-PFM            | 3137BDCV6   | FHMS K039 A1                             | AA+        | AAA          | Aaa            | 0.01          | 07/06/2018  | 12/25/2023 | 0.01          | 0.00         | 0.00       | 0.00                     | 0.01          | 0.01                   |

**ST. LUCIE COUNTY BOARD OF COUNTY COMMISSIONERS**  
**INVESTMENT PORTFOLIO**  
**AS OF March 31, 2019**

| Account                | Identifier | Description            | S&P Rating | Fitch Rating | Moody's Rating | Current Units | Settle Date | Maturity   | Book Value    | Interest Due | Accrued Balance | Net Unrealized Gain/Loss | Market Value  | Market Value + Accrued |
|------------------------|------------|------------------------|------------|--------------|----------------|---------------|-------------|------------|---------------|--------------|-----------------|--------------------------|---------------|------------------------|
| STLUCIE-PFM            | 3137BHXX0  | FHMS K718 A1           | AA+        | AAA          | Aaa            | 475,291.79    | 07/06/2018  | 09/25/2021 | 469,573.43    | 0.00         | 940.68          | 3,436.95                 | 473,010.38    | 473,951.07             |
| STLUCIE-PFM            | 3137BLUR7  | FHMS K720 A2           | AA+        | AAA          | Aaa            | 425,000.00    | 03/12/2019  | 06/25/2022 | 424,286.13    | 0.00         | 961.92          | 2,282.12                 | 426,568.25    | 427,530.17             |
| STLUCIE-Payden & Rygel | 3137BMLC8  | FHMS K504 A2           | AA+        | AAA          | Aaa            | 316,794.94    | 06/01/2018  | 09/25/2020 | 316,596.94    | 0.00         | 677.41          | (777.73)                 | 315,819.21    | 316,496.63             |
| STLUCIE-Payden & Rygel | 3137BNN26  | FHMS KP03 A2           | AA+        | AAA          | Aaa            | 69,409.22     | 06/12/2017  | 07/25/2020 | 69,582.74     | 0.00         | 102.96          | (486.56)                 | 69,096.18     | 69,199.14              |
| STLUCIE-Payden & Rygel | 3137BITZ4  | FHMS K724 A1           | AA+        | AAA          | Aaa            | 199,178.80    | 07/12/2018  | 03/25/2023 | 197,840.58    | 0.00         | 460.77          | 2,033.36                 | 199,873.94    | 200,334.70             |
| STLUCIE-Payden & Rygel | 3137FK21   | FHMS KJ15 A1           | AA+        | AAA          | Aaa            | 152,895.72    | 08/04/2017  | 07/25/2020 | 154,424.22    | 0.00         | 301.20          | (1,890.86)               | 152,533.36    | 152,834.57             |
| STLUCIE-Payden & Rygel | 3137FGZN8  | FHMS K102 A            | AA+        | AAA          | Aaa            | 185,391.78    | 08/14/2018  | 02/25/2023 | 185,391.78    | 0.00         | 97.83           | (313.31)                 | 185,078.47    | 185,176.29             |
| STLUCIE-PFM            | 3137FXN4   | FHMS K103 A            | AA+        | AAA          | Aaa            | 150,000.00    | 10/31/2018  | 02/25/2023 | 150,000.00    | 0.00         | 80.61           | (198.00)                 | 149,802.00    | 149,882.61             |
| STLUCIE-PFM            | 3137FKK39  | FHMS KP05 A            | AA+        | AAA          | Aaa            | 183,052.43    | 12/17/2018  | 07/25/2023 | 183,051.89    | 0.00         | 488.60          | 1,712.09                 | 184,763.97    | 185,252.57             |
| STLUCIE-PFM            | US3137FIYA | FHMS KJ22 A1           | AA+        | AAA          | Aaa            | 230,656.06    | 11/19/2018  | 05/25/2023 | 230,649.83    | 0.00         | 663.91          | 4,587.06                 | 235,236.89    | 235,900.79             |
| STLUCIE-Payden & Rygel | US3137FIYA | FHMS KJ22 A1           | AA+        | AAA          | Aaa            | 276,787.27    | 11/09/2018  | 05/25/2023 | 276,779.80    | 0.00         | 796.69          | 5,504.47                 | 282,284.27    | 283,080.95             |
| STLUCIE-PFM            | 3137AH6C7  | FHMS K015 A2           | AA+        | AAA          | Aaa            | 425,000.00    | 11/09/2018  | 07/25/2021 | 423,937.50    | 0.00         | 1,143.96        | 6,383.50                 | 430,321.00    | 431,464.96             |
| STLUCIE-PFM            | 3137ASNJ9  | FHMS K019 A2           | AA+        | AAA          | Aaa            | 400,000.00    | 03/13/2019  | 03/25/2022 | 394,718.75    | 0.00         | 757.33          | 2,085.25                 | 396,804.00    | 397,561.33             |
| STLUCIE-PFM            | 3137AUIP3  | FHMS K021 A2           | AA+        | AAA          | Aaa            | 425,000.00    | 04/02/2019  | 06/25/2022 | 424,037.11    | 0.00         | 28.29           | (949.61)                 | 423,087.50    | 423,115.79             |
| STLUCIE-PFM            | 3137B3N95  | FHMS K030 A1           | AA+        | AAA          | Aaa            | 410,865.01    | 04/25/2018  | 09/25/2022 | 410,078.59    | 0.00         | 951.49          | 2,544.92                 | 412,623.51    | 413,575.00             |
| STLUCIE-Payden & Rygel | 3137FBUV6  | FHMS KP04 AG1          | AA+        | AAA          | Aaa            | 570,000.00    | 11/28/2017  | 07/25/2020 | 570,000.00    | 0.00         | 302.99          | (518.70)                 | 569,481.30    | 569,784.29             |
| STLUCIE-Payden & Rygel | 31396CHB9  | FHR 3047D FV           | AA+        | AAA          | Aaa            | 228,055.38    | 05/15/2017  | 01/15/2035 | 228,411.72    | 0.00         | 282.16          | 61.01                    | 228,472.72    | 228,754.88             |
| STLUCIE-PFM            | 3136A6A3   | FNA 12M5 A2            | AA+        | AAA          | Aaa            | 414,451.82    | 01/07/2019  | 02/25/2022 | 412,298.61    | 0.00         | 937.70          | 2,493.06                 | 414,791.67    | 415,729.37             |
| STLUCIE-Payden & Rygel | 3136BIXP4  | FNA 18M5 A2            | AA+        | AAA          | Aaa            | 168,800.19    | 04/30/2018  | 09/25/2021 | 172,157.79    | 0.00         | 500.77          | (1,229.03)               | 170,928.76    | 171,429.53             |
| STLUCIE-PFM            | 31418AV54  | FN MA1535              | AA+        | AAA          | Aaa            | 296,597.97    | 04/19/2018  | 08/01/2023 | 292,241.69    | 0.00         | 494.33          | 797.11                   | 293,038.80    | 293,533.13             |
| STLUCIE-PFM            | 31398SKA0  | FN-10M6-A2             | AA+        | AAA          | Aaa            | 317,831.45    | 11/15/2017  | 09/25/2020 | 326,969.11    | 0.00         | 877.74          | (7,558.03)               | 319,411.08    | 320,288.82             |
| STLUCIE-Payden & Rygel | 38376U591  | GNR 1768F AF           | AA+        | AAA          | Aaa            | 211,294.38    | 03/27/2018  | 05/20/2047 | 211,690.56    | 0.00         | 499.93          | (708.89)                 | 210,981.67    | 211,481.60             |
|                        |            |                        |            |              |                |               |             |            | 26,776,383.77 | 0.00         | 92,753.20       | 151,177.59               | 26,927,561.36 | 27,020,314.56          |
| <b>US TREASURIES</b>   |            |                        |            |              |                |               |             |            |               |              |                 |                          |               |                        |
| STLUCIE-PFM            | 9128284G2  | UNITED STATES TREASURY | AA+        | AAA          | Aaa            | 400,000.00    | 02/15/2019  | 04/15/2021 | 398,953.13    | 0.00         | 4,384.62        | 1,750.87                 | 400,704.00    | 405,088.62             |
| STLUCIE-Sawgrass       | 9128284S6  | UNITED STATES TREASURY | AA+        | AAA          | Aaa            | 2,750,000.00  | 06/06/2018  | 05/31/2023 | 2,748,505.29  | 0.00         | 25,346.84       | 57,044.71                | 2,805,550.00  | 2,830,896.84           |
| STLUCIE-Sawgrass       | 9128284S6  | UNITED STATES TREASURY | AA+        | AAA          | Aaa            | 2,100,000.00  | 12/10/2018  | 05/31/2023 | 2,100,253.13  | 0.00         | 19,355.77       | 42,166.87                | 2,142,420.00  | 2,161,775.77           |
| STLUCIE-PFM            | 9128284W7  | UNITED STATES TREASURY | AA+        | AAA          | Aaa            | 1,000,000.00  | 09/07/2018  | 08/15/2021 | 1,000,820.32  | 0.00         | 3,418.51        | 10,269.69                | 1,011,090.00  | 1,014,508.51           |
| STLUCIE-PFM            | 9128285L0  | UNITED STATES TREASURY | AA+        | AAA          | Aaa            | 500,000.00    | 12/11/2018  | 11/15/2021 | 502,070.31    | 0.00         | 5,440.26        | 5,724.69                 | 507,795.00    | 513,235.26             |
| STLUCIE-Payden & Rygel | 9128285L0  | UNITED STATES TREASURY | AA+        | AAA          | Aaa            | 795,000.00    | 12/17/2018  | 11/15/2021 | 797,577.54    | 0.00         | 8,650.02        | 9,816.51                 | 807,394.05    | 816,044.07             |
| STLUCIE-Payden & Rygel | 9128285P1  | UNITED STATES TREASURY | AA+        | AAA          | Aaa            | 770,000.00    | 12/17/2018  | 11/30/2023 | 774,361.33    | 0.00         | 7,419.71        | 17,352.67                | 791,714.00    | 799,133.71             |
| STLUCIE-PFM            | 9128283R7  | UNITED STATES TREASURY | AA+        | AAA          | Aaa            | 1,395,000.00  | 01/10/2019  | 12/15/2021 | 1,399,849.80  | 0.00         | 10,764.30       | 9,100.20                 | 1,408,950.00  | 1,419,714.30           |
| STLUCIE-Payden & Rygel | 9128285U0  | UNITED STATES TREASURY | AA+        | AAA          | Aaa            | 1,025,000.00  | 01/22/2019  | 12/31/2023 | 1,026,000.98  | 0.00         | 6,763.73        | 16,413.77                | 1,042,414.75  | 1,049,178.48           |
| STLUCIE-PFM            | 9128285V8  | UNITED STATES TREASURY | AA+        | AAA          | Aaa            | 2,250,000.00  | 01/31/2019  | 01/15/2022 | 2,246,835.94  | 0.00         | 11,809.39       | 18,374.06                | 2,265,210.00  | 2,277,019.39           |
| STLUCIE-Payden & Rygel | 9128285V8  | UNITED STATES TREASURY | AA+        | AAA          | Aaa            | 1,125,000.00  | 01/22/2019  | 01/15/2022 | 1,122,495.12  | 0.00         | 5,904.70        | 10,109.88                | 1,132,605.00  | 1,138,509.70           |
| STLUCIE-Payden & Rygel | 9128285V8  | UNITED STATES TREASURY | AA+        | AAA          | Aaa            | 410,000.00    | 02/04/2019  | 01/15/2022 | 409,985.36    | 0.00         | 2,151.93        | 2,786.24                 | 412,771.60    | 414,923.53             |
| STLUCIE-Payden & Rygel | 9128285Z9  | UNITED STATES TREASURY | AA+        | AAA          | Aaa            | 410,000.00    | 02/04/2019  | 01/31/2024 | 409,825.20    | 0.00         | 1,698.90        | 4,947.20                 | 414,772.40    | 416,471.30             |
| STLUCIE-PFM            | 9128286C9  | UNITED STATES TREASURY | AA+        | AAA          | Aaa            | 300,000.00    | 03/08/2019  | 01/31/2024 | 300,738.28    | 0.00         | 1,243.09        | 2,753.72                 | 303,492.00    | 304,735.09             |
| STLUCIE-Payden & Rygel | 9128286C9  | UNITED STATES TREASURY | AA+        | AAA          | Aaa            | 1,075,000.00  | 03/06/2019  | 02/15/2022 | 1,073,782.23  | 0.00         | 3,340.81        | 9,108.27                 | 1,082,890.50  | 1,086,231.31           |
| STLUCIE-Payden & Rygel | 9128286C9  | UNITED STATES TREASURY | AA+        | AAA          | Aaa            | 235,000.00    | 02/15/2019  | 02/15/2022 | 235,247.85    | 0.00         | 730.32          | 1,477.05                 | 236,724.90    | 237,455.22             |
| STLUCIE-Payden & Rygel | 9128286C9  | UNITED STATES TREASURY | AA+        | AAA          | Aaa            | 5,930,000.00  | 03/04/2019  | 02/15/2022 | 5,923,977.34  | 0.00         | 18,428.87       | 49,548.86                | 5,973,526.20  | 5,991,955.07           |
| STLUCIE-Payden & Rygel | 9128286D7  | UNITED STATES TREASURY | AA+        | AAA          | Aaa            | 3,742,000.00  | 03/04/2019  | 02/28/2021 | 3,737,907.19  | 0.00         | 8,134.78        | 18,574.35                | 3,756,481.54  | 3,764,616.32           |
| STLUCIE-Payden & Rygel | 9128286D7  | UNITED STATES TREASURY | AA+        | AAA          | Aaa            | 155,000.00    | 03/19/2019  | 02/28/2021 | 155,169.53    | 0.00         | 356.96          | 430.32                   | 155,599.85    | 155,936.81             |
| STLUCIE-Payden & Rygel | 9128286G0  | UNITED STATES TREASURY | AA+        | AAA          | Aaa            | 3,305,000.00  | 03/04/2019  | 02/29/2024 | 3,276,996.03  | 0.00         | 6,825.54        | 49,552.57                | 3,326,548.60  | 3,333,374.14           |
| STLUCIE-Payden & Rygel | 9128286H8  | UNITED STATES TREASURY | AA+        | AAA          | Aaa            | 300,000.00    | 03/27/2019  | 03/15/2022 | 301,489.29    | 0.00         | 329.14          | (175.29)                 | 301,314.00    | 301,643.14             |
| STLUCIE-PFM            | 912828C57  | UNITED STATES TREASURY | AA+        | AAA          | Aaa            | 1,150,000.00  | 03/06/2018  | 03/31/2021 | 1,143,531.25  | 0.00         | 70.70           | 5,928.25                 | 1,149,459.50  | 1,149,530.20           |
| STLUCIE-Payden & Rygel | 912828C57  | UNITED STATES TREASURY | AA+        | AAA          | Aaa            | 200,000.00    | 03/29/2019  | 03/31/2021 | 200,078.13    | 0.00         | 12.30           | (172.13)                 | 199,906.00    | 199,918.30             |
| STLUCIE-PFM            | 912828D72  | UNITED STATES TREASURY | AA+        | AAA          | Aaa            | 150,000.00    | 08/03/2018  | 08/31/2021 | 146,513.67    | 0.00         | 260.87          | 2,542.83                 | 149,056.50    | 149,317.37             |
| STLUCIE-PFM            | 912828H86  | UNITED STATES TREASURY | AA+        | AAA          | Aaa            | 1,250,000.00  | 02/11/2019  | 01/31/2022 | 1,216,015.63  | 0.00         | 3,107.73        | 8,496.87                 | 1,224,512.50  | 1,227,020.23           |
| STLUCIE-PFM            | 912828J50  | UNITED STATES TREASURY | AA+        | AAA          | Aaa            | 250,000.00    | 02/03/2017  | 02/29/2020 | 248,496.09    | 0.00         | 298.91          | (878.59)                 | 247,617.50    | 247,916.41             |
| STLUCIE-PFM            | 912828J84  | UNITED STATES TREASURY | AA+        | AAA          | Aaa            | 300,000.00    | 03/17/2017  | 03/31/2020 | 297,082.03    | 0.00         | 1,127           | (139.03)                 | 296,943.00    | 296,954.27             |
| STLUCIE-PFM            | 912828K58  | UNITED STATES TREASURY | AA+        | AAA          | Aaa            | 1,275,000.00  | 04/05/2017  | 04/30/2020 | 1,270,417.97  | 0.00         | 7,361.19        | (9,417.47)               | 1,261,000.50  | 1,268,361.69           |
| STLUCIE-PFM            | 912828L99  | UNITED STATES TREASURY | AA+        | AAA          | Aaa            | 1,650,000.00  | 10/05/2017  | 10/31/2020 | 1,636,787.11  | 0.00         | 9,526.24        | (11,735.11)              | 1,625,052.00  | 1,634,578.24           |
| STLUCIE-PFM            | 912828M98  | UNITED STATES TREASURY | AA+        | AAA          | Aaa            | 1,000,000.00  | 11/03/2017  | 11/30/2020 | 995,898.44    | 0.00         | 5,446.43        | (7,538.44)               | 988,360.00    | 993,806.43             |





**ST. LUCIE COUNTY BOARD OF COUNTY COMMISSIONERS  
INVESTMENT PORTFOLIO  
AS OF March 31, 2019**

| Account                                     | Identifier | Description                    | S&P Rating | Fitch Rating | Moody's Rating | Final Maturity | Book Value   | Interest Due | Accrued Balance | Net Unrealized Gain/Loss | Market Value | Market Value + Accrued |
|---|------------|--------------------------------|------------|--------------|----------------|----------------|--------------|--------------|-----------------|--------------------------|--------------|------------------------|
| STLUCIE-Payden & Rygel                      | 65479GADI  | NAROT 18B A3                   | AAA        | NA           | Aaa            | 07/25/2018     | 239,992.22   | 0.00         | 326.40          | 2,069.38                 | 242,061.60   | 242,388.00             |
| STLUCIE-Payden & Rygel                      | 80286AAD6  | SDART 185 A3                   | AAA        | AAA          | NA             | 10/24/2018     | 159,979.26   | 0.00         | 226.84          | 735.94                   | 160,715.20   | 160,942.04             |
| STLUCIE-Payden & Rygel                      | 92347YAA2  | WOAT 19A A1A                   | AAA        | AAA          | Aaa            | 03/15/2022     | 269,946.00   | 0.00         | 395.55          | 2,049.30                 | 271,995.30   | 272,390.85             |
| STLUCIE-Payden & Rygel                      | 9816IPAD5  | WOART 16B A3                   | AAA        | AAA          | NA             | 07/31/2018     | 99,947.54    | 0.00         | 58.49           | 447.91                   | 100,395.45   | 100,453.94             |
| STLUCIE-Payden & Rygel                      | 98162CAD3  | WOLS 18B A3                    | NA         | AAA          | Aaa            | 09/19/2018     | 209,983.26   | 0.00         | 297.73          | 1,816.44                 | 211,799.70   | 212,097.43             |
| STLUCIE-Payden & Rygel                      | 98163EAD8  | WOART 18C A3                   | AAA        | AAA          | NA             | 08/01/2018     | 279,973.85   | 0.00         | 389.51          | 3,066.95                 | 283,040.80   | 283,430.31             |
|   |            |                                |            |              |                | 11/15/2023     | 5,883,627.53 | 0.00         | 6,930.04        | 47,282.20                | 5,930,909.72 | 5,937,839.76           |
| <b>EQUITIES &amp; EXCHANGE TRADED FUNDS</b> |            |                                |            |              |                |                |              |              |                 |                          |              |                        |
| STLUCIE-Equities Sawgrass                   | 001055102  | AFLAC ORD                      | NA         | NA           | NA             | 10/12/2018     | 4,206.60     | 0.00         | 0.00            | 293.40                   | 4,500.00     | 4,500.00               |
| STLUCIE-Equities Sawgrass                   | 00206R102  | AT&T ORD                       | NA         | NA           | NA             | 07/22/2016     | 72,760.00    | 0.00         | 0.00            | (19,448.00)              | 53,312.00    | 53,312.00              |
| STLUCIE-Equities Sawgrass                   | 00206R102  | AT&T ORD                       | NA         | NA           | NA             | 12/08/2016     | 31,088.00    | 0.00         | 0.00            | (6,000.00)               | 25,088.00    | 25,088.00              |
| STLUCIE-Equities Sawgrass                   | 00206R102  | AT&T ORD                       | NA         | NA           | NA             | 12/09/2016     | 17,545.50    | 0.00         | 0.00            | (3,433.50)               | 14,112.00    | 14,112.00              |
| STLUCIE-Equities Sawgrass                   | 002535300  | AARONS ORD                     | NA         | NA           | NA             | 11/13/2018     | 2,041.60     | 1.40         | 0.00            | 62.40                    | 2,104.00     | 2,104.00               |
| STLUCIE-Equities Sawgrass                   | 00287Y109  | ABBVIE ORD                     | NA         | NA           | NA             | 07/22/2016     | 44,268.56    | 0.00         | 0.00            | 12,144.44                | 56,413.00    | 56,413.00              |
| STLUCIE-Equities Sawgrass                   | 00287Y109  | ABBVIE ORD                     | NA         | NA           | NA             | 12/08/2016     | 16,650.26    | 0.00         | 0.00            | 5,511.99                 | 22,162.25    | 22,162.25              |
| STLUCIE-Equities Sawgrass                   | 00287Y109  | ABBVIE ORD                     | NA         | NA           | NA             | 12/08/2016     | 15,000.00    | 0.00         | 0.00            | 2,893.50                 | 12,088.50    | 12,088.50              |
| STLUCIE-Equities Sawgrass                   | 00287Y109  | ABBVIE ORD                     | NA         | NA           | NA             | 12/31/2018     | 103,006.45   | 0.00         | 0.00            | (7,910.25)               | 95,096.20    | 95,096.20              |
| STLUCIE-Equities Sawgrass                   | 00287Y109  | ABBVIE ORD                     | NA         | NA           | NA             | 02/04/2019     | 101,706.95   | 0.00         | 0.00            | (163.55)                 | 101,543.40   | 101,543.40             |
| STLUCIE-Equities Sawgrass                   | 004498101  | ACI WORLDWIDE ORD              | NA         | NA           | NA             | 11/20/2018     | 3,818.58     | 0.00         | 0.00            | 454.52                   | 4,273.10     | 4,273.10               |
| STLUCIE-Equities Sawgrass                   | 004498101  | ACI WORLDWIDE ORD              | NA         | NA           | NA             | 12/03/2018     | 4,227.94     | 0.00         | 0.00            | 538.21                   | 4,766.15     | 4,766.15               |
| STLUCIE-Equities Sawgrass                   | 004498101  | ACI WORLDWIDE ORD              | NA         | NA           | NA             | 02/15/2019     | 3,334.62     | 0.00         | 0.00            | 281.08                   | 3,615.70     | 3,615.70               |
| STLUCIE-Equities Sawgrass                   | 004498101  | ACI WORLDWIDE ORD              | NA         | NA           | NA             | 02/20/2019     | 2,609.30     | 0.00         | 0.00            | 184.65                   | 2,793.95     | 2,793.95               |
| STLUCIE-Equities Sawgrass                   | 00498101   | ACI WORLDWIDE ORD              | NA         | NA           | NA             | 04/01/2019     | 3,602.15     | 0.00         | 0.00            | (13.55)                  | 3,615.70     | 3,615.70               |
| STLUCIE-Equities Sawgrass                   | 006739106  | ADDUS HOMECARE ORD             | NA         | NA           | NA             | 08/28/2018     | 331.88       | 0.00         | 0.00            | (13.93)                  | 317.95       | 317.95                 |
| STLUCIE-Equities Sawgrass                   | 006739106  | ADDUS HOMECARE ORD             | NA         | NA           | NA             | 10/15/2018     | 2,361.22     | 0.00         | 0.00            | (135.57)                 | 2,225.65     | 2,225.65               |
| STLUCIE-Equities Sawgrass                   | 006739106  | ADDUS HOMECARE ORD             | NA         | NA           | NA             | 11/05/2018     | 1,971.00     | 0.00         | 0.00            | (63.30)                  | 1,907.70     | 1,907.70               |
| STLUCIE-Equities Sawgrass                   | 006739106  | ADDUS HOMECARE ORD             | NA         | NA           | NA             | 11/13/2018     | 378.15       | 0.00         | 0.00            | (60.20)                  | 317.95       | 317.95                 |
| STLUCIE-Equities Sawgrass                   | 006739106  | ADDUS HOMECARE ORD             | NA         | NA           | NA             | 11/09/2018     | 2,985.48     | 0.00         | 0.00            | (441.88)                 | 2,543.60     | 2,543.60               |
| STLUCIE-Equities Sawgrass                   | 006739106  | ADDUS HOMECARE ORD             | NA         | NA           | NA             | 11/15/2018     | 3,145.28     | 0.00         | 0.00            | (471.78)                 | 3,179.50     | 3,179.50               |
| STLUCIE-Equities Sawgrass                   | 006739106  | ADDUS HOMECARE ORD             | NA         | NA           | NA             | 11/23/2018     | 3,434.05     | 0.00         | 0.00            | (254.55)                 | 3,179.50     | 3,179.50               |
| STLUCIE-Equities Sawgrass                   | 006739106  | ADDUS HOMECARE ORD             | NA         | NA           | NA             | 12/03/2018     | 4,523.91     | 0.00         | 0.00            | (708.51)                 | 3,815.40     | 3,815.40               |
| STLUCIE-Equities Sawgrass                   | 00790X101  | ADVANCED DISPOSAL SERVICES ORD | NA         | NA           | NA             | 12/03/2018     | 6,037.20     | 0.00         | 0.00            | 262.80                   | 6,300.00     | 6,300.00               |
| STLUCIE-Equities Sawgrass                   | 020002101  | ALLSTATE ORD                   | NA         | NA           | NA             | 05/05/2017     | 119,532.53   | 732.00       | 0.00            | 18,346.99                | 137,879.52   | 137,879.52             |
| STLUCIE-Equities Sawgrass                   | 020002101  | ALLSTATE ORD                   | NA         | NA           | NA             | 06/04/2018     | 8,071.96     | 43.00        | 0.00            | 27.52                    | 8,099.48     | 8,099.48               |
| STLUCIE-Equities Sawgrass                   | 023436108  | AMEDISYS ORD                   | NA         | NA           | NA             | 12/03/2018     | 4,804.90     | 0.00         | 0.00            | (490.80)                 | 4,314.10     | 4,314.10               |
| STLUCIE-Equities Sawgrass                   | 025816109  | AMERICAN EXPRESS ORD           | NA         | NA           | NA             | 01/05/2018     | 84,401.35    | 0.00         | 0.00            | 8,503.65                 | 92,905.00    | 92,905.00              |
| STLUCIE-Equities Sawgrass                   | 03062T105  | AMERICA'S CAR-MART ORD         | NA         | NA           | NA             | 03/22/2018     | 1,258.27     | 0.00         | 0.00            | 1,025.24                 | 2,283.50     | 2,283.50               |
| STLUCIE-Equities Sawgrass                   | 03062T105  | AMERICA'S CAR-MART ORD         | NA         | NA           | NA             | 05/02/2018     | 1,064.63     | 0.00         | 0.00            | 762.17                   | 1,826.80     | 1,826.80               |
| STLUCIE-Equities Sawgrass                   | 03062T105  | AMERICA'S CAR-MART ORD         | NA         | NA           | NA             | 06/27/2018     | 2,558.83     | 0.00         | 0.00            | 1,094.77                 | 3,653.60     | 3,653.60               |
| STLUCIE-Equities Sawgrass                   | 03062T105  | AMERICA'S CAR-MART ORD         | NA         | NA           | NA             | 07/20/2018     | 2,529.95     | 0.00         | 0.00            | 1,123.65                 | 3,653.60     | 3,653.60               |
| STLUCIE-Equities Sawgrass                   | 03062T105  | AMERICA'S CAR-MART ORD         | NA         | NA           | NA             | 07/31/2018     | 3,145.63     | 0.00         | 0.00            | 1,421.37                 | 4,567.00     | 4,567.00               |
| STLUCIE-Equities Sawgrass                   | 03062T105  | AMERICA'S CAR-MART ORD         | NA         | NA           | NA             | 10/10/2018     | 3,827.78     | 0.00         | 0.00            | 739.22                   | 4,567.00     | 4,567.00               |
| STLUCIE-Equities Sawgrass                   | 03062T105  | AMERICA'S CAR-MART ORD         | NA         | NA           | NA             | 11/23/2018     | 3,031.78     | 0.00         | 0.00            | 621.82                   | 3,653.60     | 3,653.60               |
| STLUCIE-Equities Sawgrass                   | 03073E105  | AMERISOURCEBERGEN ORD          | NA         | NA           | NA             | 06/08/2018     | 67,389.74    | 0.00         | 0.00            | (5,761.74)               | 61,628.00    | 61,628.00              |
| STLUCIE-Equities Sawgrass                   | 03073E105  | AMERISOURCEBERGEN ORD          | NA         | NA           | NA             | 07/19/2018     | 21,790.68    | 0.00         | 0.00            | (1,910.68)               | 19,880.00    | 19,880.00              |
| STLUCIE-Equities Sawgrass                   | 031162100  | AMGEN ORD                      | NA         | NA           | NA             | 08/11/2017     | 86,888.10    | 0.00         | 0.00            | 8,101.90                 | 94,990.00    | 94,990.00              |
| STLUCIE-Equities Sawgrass                   | 031162100  | AMGEN ORD                      | NA         | NA           | NA             | 10/19/2018     | 15,141.75    | 0.00         | 0.00            | (893.25)                 | 14,248.50    | 14,248.50              |
| STLUCIE-Equities Sawgrass                   | 031162100  | AMGEN ORD                      | NA         | NA           | NA             | 12/31/2018     | 143,956.41   | 0.00         | 0.00            | 4,227.99                 | 148,184.40   | 148,184.40             |
| STLUCIE-Equities Sawgrass                   | 031162100  | AMGEN ORD                      | NA         | NA           | NA             | 02/04/2019     | 72,919.70    | 0.00         | 0.00            | 1,172.50                 | 74,092.20    | 74,092.20              |
| STLUCIE-Equities Sawgrass                   | 03209R103  | AMPHASTAR PHARMACEUTICALS ORD  | NA         | NA           | NA             | 01/08/2019     | 2,373.38     | 0.00         | 0.00            | (23.93)                  | 2,349.45     | 2,349.45               |
| STLUCIE-Equities Sawgrass                   | 03209R103  | AMPHASTAR PHARMACEUTICALS ORD  | NA         | NA           | NA             | 01/14/2019     | 3,482.42     | 0.00         | 0.00            | (213.62)                 | 3,268.80     | 3,268.80               |
| STLUCIE-Equities Sawgrass                   | 03209R103  | AMPHASTAR PHARMACEUTICALS ORD  | NA         | NA           | NA             | 01/24/2019     | 3,797.46     | 0.00         | 0.00            | (324.36)                 | 3,473.10     | 3,473.10               |
| STLUCIE-Equities Sawgrass                   | 03209R103  | AMPHASTAR PHARMACEUTICALS ORD  | NA         | NA           | NA             | 02/04/2019     | 3,185.78     | 0.00         | 0.00            | (325.58)                 | 2,860.20     | 2,860.20               |
| STLUCIE-Equities Sawgrass                   | 03209R103  | AMPHASTAR PHARMACEUTICALS ORD  | NA         | NA           | NA             | 02/20/2019     | 1,343.82     | 0.00         | 0.00            | (220.17)                 | 1,123.65     | 1,123.65               |
| STLUCIE-Equities Sawgrass                   | 037833100  | APPLE ORD                      | NA         | NA           | NA             | 11/23/2018     | 96,891.79    | 0.00         | 0.00            | 6,630.96                 | 103,522.75   | 103,522.75             |
| STLUCIE-Equities Sawgrass                   | 037833100  | APPLE ORD                      | NA         | NA           | NA             | 11/29/2018     | 74,890.95    | 0.00         | 0.00            | 6,787.55                 | 81,678.50    | 81,678.50              |



**ST. LUCIE COUNTY BOARD OF COUNTY COMMISSIONERS  
INVESTMENT PORTFOLIO  
AS OF March 31, 2019**

| Account                   | Identifier | Description                 | S&P Rating | Fitch Rating | Moody's Rating | Current Units | Settle Date | Final Maturity | Book Value | Interest Due | Accrued Balance | Net Unrealized Gain/Loss | Market Value | Market Value + Accrued |
|---------------------------|------------|-----------------------------|------------|--------------|----------------|---------------|-------------|----------------|------------|--------------|-----------------|--------------------------|--------------|------------------------|
| STLUCIE-Equities Sawgrass | 12662P108  | CVR ENERGY ORD              | NA         | NA           | NA             | 90.00         | 11/15/2018  | ---            | 3,523.55   | 0.00         | 0.00            | 184.45                   | 3,708.00     | 3,708.00               |
| STLUCIE-Equities Sawgrass | 12662P108  | CVR ENERGY ORD              | NA         | NA           | NA             | 55.00         | 12/03/2018  | ---            | 2,119.06   | 0.00         | 0.00            | 146.94                   | 2,266.00     | 2,266.00               |
| STLUCIE-Equities Sawgrass | 126650100  | CVS HEALTH ORD              | NA         | NA           | NA             | 850.00        | 01/09/2017  | ---            | 68,188.96  | 0.00         | 0.00            | (22,348.46)              | 45,840.50    | 45,840.50              |
| STLUCIE-Equities Sawgrass | 126650100  | CVS HEALTH ORD              | NA         | NA           | NA             | 325.00        | 01/05/2018  | ---            | 23,905.86  | 0.00         | 0.00            | (6,378.61)               | 17,527.25    | 17,527.25              |
| STLUCIE-Equities Sawgrass | 127190304  | CACI INTERNATIONAL CL A ORD | NA         | NA           | NA             | 40.00         | 06/14/2018  | ---            | 6,697.60   | 0.00         | 0.00            | 583.20                   | 7,280.80     | 7,280.80               |
| STLUCIE-Equities Sawgrass | 127190304  | CACI INTERNATIONAL CL A ORD | NA         | NA           | NA             | 10.00         | 06/29/2018  | ---            | 1,694.40   | 0.00         | 0.00            | 125.80                   | 1,820.20     | 1,820.20               |
| STLUCIE-Equities Sawgrass | 127190304  | CACI INTERNATIONAL CL A ORD | NA         | NA           | NA             | 20.00         | 08/20/2018  | ---            | 3,771.80   | 0.00         | 0.00            | (131.40)                 | 3,640.40     | 3,640.40               |
| STLUCIE-Equities Sawgrass | 127190304  | CACI INTERNATIONAL CL A ORD | NA         | NA           | NA             | 20.00         | 08/22/2018  | ---            | 3,788.80   | 0.00         | 0.00            | (148.40)                 | 3,640.40     | 3,640.40               |
| STLUCIE-Equities Sawgrass | 127203107  | CACTUS CL A ORD             | NA         | NA           | NA             | 110.00        | 10/02/2018  | ---            | 4,161.08   | 0.00         | 0.00            | (245.08)                 | 3,916.00     | 3,916.00               |
| STLUCIE-Equities Sawgrass | 127203107  | CACTUS CL A ORD             | NA         | NA           | NA             | 25.00         | 10/15/2018  | ---            | 943.46     | 0.00         | 0.00            | (53.46)                  | 890.00       | 890.00                 |
| STLUCIE-Equities Sawgrass | 147528103  | CASEY'S GENERAL STORES ORD  | NA         | NA           | NA             | 20.00         | 11/13/2018  | ---            | 2,652.64   | 0.00         | 0.00            | (77.24)                  | 2,575.40     | 2,575.40               |
| STLUCIE-Equities Sawgrass | 147528103  | CASEY'S GENERAL STORES ORD  | NA         | NA           | NA             | 30.00         | 02/15/2019  | ---            | 3,975.82   | 0.00         | 0.00            | (112.72)                 | 3,863.10     | 3,863.10               |
| STLUCIE-Equities Sawgrass | 147528103  | CASEY'S GENERAL STORES ORD  | NA         | NA           | NA             | 30.00         | 02/22/2019  | ---            | 4,043.50   | 0.00         | 0.00            | (180.40)                 | 3,863.10     | 3,863.10               |
| STLUCIE-Equities Sawgrass | 147528103  | CASEY'S GENERAL STORES ORD  | NA         | NA           | NA             | 20.00         | 03/07/2019  | ---            | 2,667.71   | 0.00         | 0.00            | (92.31)                  | 2,575.40     | 2,575.40               |
| STLUCIE-Equities Sawgrass | 159864107  | CHRLS RIVER LABS ORD        | NA         | NA           | NA             | 5.00          | 08/11/2017  | ---            | 495.99     | 0.00         | 0.00            | 230.26                   | 726.25       | 726.25                 |
| STLUCIE-Equities Sawgrass | 159864107  | CHRLS RIVER LABS ORD        | NA         | NA           | NA             | 20.00         | 09/22/2017  | ---            | 2,113.16   | 0.00         | 0.00            | 791.84                   | 2,905.00     | 2,905.00               |
| STLUCIE-Equities Sawgrass | 159864107  | CHRLS RIVER LABS ORD        | NA         | NA           | NA             | 10.00         | 11/08/2017  | ---            | 1,180.13   | 0.00         | 0.00            | 272.37                   | 1,452.50     | 1,452.50               |
| STLUCIE-Equities Sawgrass | 159864107  | CHRLS RIVER LABS ORD        | NA         | NA           | NA             | 15.00         | 11/13/2018  | ---            | 2,070.32   | 0.00         | 0.00            | 108.43                   | 2,178.75     | 2,178.75               |
| STLUCIE-Equities Sawgrass | 159864107  | CHRLS RIVER LABS ORD        | NA         | NA           | NA             | 5.00          | 03/26/2019  | ---            | 711.83     | 0.00         | 0.00            | 14.42                    | 726.25       | 726.25                 |
| STLUCIE-Equities Sawgrass | 16359R103  | CHEMED ORD                  | NA         | NA           | NA             | 5.00          | 10/10/2018  | ---            | 1,579.23   | 0.00         | 0.00            | 21.12                    | 1,600.35     | 1,600.35               |
| STLUCIE-Equities Sawgrass | 16359R103  | CHEMED ORD                  | NA         | NA           | NA             | 10.00         | 11/09/2018  | ---            | 3,221.02   | 0.00         | 0.00            | (20.32)                  | 3,200.70     | 3,200.70               |
| STLUCIE-Equities Sawgrass | 166764100  | CHEVRON ORD                 | NA         | NA           | NA             | 525.00        | 07/22/2016  | ---            | 55,613.51  | 0.00         | 0.00            | 9,055.99                 | 64,669.50    | 64,669.50              |
| STLUCIE-Equities Sawgrass | 166764100  | CHEVRON ORD                 | NA         | NA           | NA             | 200.00        | 12/08/2016  | ---            | 22,742.00  | 0.00         | 0.00            | 1,894.00                 | 24,636.00    | 24,636.00              |
| STLUCIE-Equities Sawgrass | 166764100  | CHEVRON ORD                 | NA         | NA           | NA             | 100.00        | 12/09/2016  | ---            | 11,247.00  | 0.00         | 0.00            | (379.00)                 | 12,318.00    | 12,318.00              |
| STLUCIE-Equities Sawgrass | 166764100  | CHEVRON ORD                 | NA         | NA           | NA             | 100.00        | 06/11/2018  | ---            | 12,697.00  | 0.00         | 0.00            | (379.00)                 | 12,318.00    | 12,318.00              |
| STLUCIE-Equities Sawgrass | 171779309  | CIENA ORD                   | NA         | NA           | NA             | 150.00        | 10/29/2018  | ---            | 4,557.06   | 0.00         | 0.00            | 1,043.94                 | 5,601.00     | 5,601.00               |
| STLUCIE-Equities Sawgrass | 171779309  | CIENA ORD                   | NA         | NA           | NA             | 60.00         | 12/17/2018  | ---            | 2,116.78   | 0.00         | 0.00            | 123.62                   | 2,240.40     | 2,240.40               |
| STLUCIE-Equities Sawgrass | 171779309  | CIENA ORD                   | NA         | NA           | NA             | 140.00        | 12/18/2018  | ---            | 5,009.13   | 0.00         | 0.00            | 218.47                   | 5,227.60     | 5,227.60               |
| STLUCIE-Equities Sawgrass | 171779309  | CIENA ORD                   | NA         | NA           | NA             | 90.00         | 01/08/2019  | ---            | 3,103.29   | 0.00         | 0.00            | 257.31                   | 3,360.60     | 3,360.60               |
| STLUCIE-Equities Sawgrass | 171779309  | CIENA ORD                   | NA         | NA           | NA             | 80.00         | 01/24/2019  | ---            | 3,061.94   | 0.00         | 0.00            | (74.74)                  | 2,987.20     | 2,987.20               |
| STLUCIE-Equities Sawgrass | 171779309  | CIENA ORD                   | NA         | NA           | NA             | 100.00        | 02/04/2019  | ---            | 3,822.23   | 0.00         | 0.00            | (88.23)                  | 3,734.00     | 3,734.00               |
| STLUCIE-Equities Sawgrass | 171779309  | CIENA ORD                   | NA         | NA           | NA             | 60.00         | 02/15/2019  | ---            | 2,347.78   | 0.00         | 0.00            | (107.38)                 | 2,240.40     | 2,240.40               |
| STLUCIE-Equities Sawgrass | 17275R102  | CISCO SYSTEMS ORD           | NA         | NA           | NA             | 1,300.00      | 07/22/2016  | ---            | 38,815.92  | 0.00         | 0.00            | 31,371.08                | 70,187.00    | 70,187.00              |
| STLUCIE-Equities Sawgrass | 17275R102  | CISCO SYSTEMS ORD           | NA         | NA           | NA             | 725.00        | 12/08/2016  | ---            | 21,460.00  | 0.00         | 0.00            | 17,682.75                | 39,142.75    | 39,142.75              |
| STLUCIE-Equities Sawgrass | 17275R102  | CISCO SYSTEMS ORD           | NA         | NA           | NA             | 400.00        | 12/09/2016  | ---            | 11,796.00  | 0.00         | 0.00            | 9,800.00                 | 21,596.00    | 21,596.00              |
| STLUCIE-Equities Sawgrass | 17275R102  | CISCO SYSTEMS ORD           | NA         | NA           | NA             | 150.00        | 02/28/2019  | ---            | 7,708.50   | 0.00         | 0.00            | 390.00                   | 8,098.50     | 8,098.50               |
| STLUCIE-Equities Sawgrass | 184496107  | CLEAN HARBORS ORD           | NA         | NA           | NA             | 40.00         | 03/26/2019  | ---            | 2,811.14   | 0.00         | 0.00            | 50.06                    | 2,861.20     | 2,861.20               |
| STLUCIE-Equities Sawgrass | 189054109  | CLOROX ORD                  | NA         | NA           | NA             | 30.00         | 10/12/2018  | ---            | 4,455.90   | 0.00         | 0.00            | 357.90                   | 4,813.80     | 4,813.80               |
| STLUCIE-Equities Sawgrass | 191216100  | COCA-COLA ORD               | NA         | NA           | NA             | 180.00        | 10/12/2018  | ---            | 8,275.90   | 72.00        | 0.00            | 158.90                   | 8,434.80     | 8,434.80               |
| STLUCIE-Equities Sawgrass | 191216100  | COCA-COLA ORD               | NA         | NA           | NA             | 10.00         | 10/29/2018  | ---            | 467.60     | 4.00         | 0.00            | 1.00                     | 468.60       | 468.60                 |
| STLUCIE-Equities Sawgrass | 198516106  | COLUMBIA SPORTSWEAR ORD     | NA         | NA           | NA             | 5.00          | 11/16/2017  | ---            | 316.33     | 0.00         | 0.00            | 204.57                   | 520.90       | 520.90                 |
| STLUCIE-Equities Sawgrass | 198516106  | COLUMBIA SPORTSWEAR ORD     | NA         | NA           | NA             | 25.00         | 12/04/2017  | ---            | 1,762.99   | 0.00         | 0.00            | 841.51                   | 2,604.50     | 2,604.50               |
| STLUCIE-Equities Sawgrass | 199008104  | COMFORT SYSTEMS USA ORD     | NA         | NA           | NA             | 50.00         | 05/29/2018  | ---            | 2,319.59   | 0.00         | 0.00            | 299.91                   | 2,619.50     | 2,619.50               |
| STLUCIE-Equities Sawgrass | 199008104  | COMFORT SYSTEMS USA ORD     | NA         | NA           | NA             | 90.00         | 06/27/2018  | ---            | 4,146.08   | 0.00         | 0.00            | 569.02                   | 4,715.10     | 4,715.10               |
| STLUCIE-Equities Sawgrass | 199008104  | COMFORT SYSTEMS USA ORD     | NA         | NA           | NA             | 50.00         | 07/20/2018  | ---            | 2,363.59   | 0.00         | 0.00            | 255.91                   | 2,619.50     | 2,619.50               |
| STLUCIE-Equities Sawgrass | 199008104  | COMFORT SYSTEMS USA ORD     | NA         | NA           | NA             | 10.00         | 08/13/2018  | ---            | 557.52     | 0.00         | 0.00            | (33.62)                  | 523.90       | 523.90                 |
| STLUCIE-Equities Sawgrass | 199008104  | COMFORT SYSTEMS USA ORD     | NA         | NA           | NA             | 40.00         | 10/02/2018  | ---            | 2,254.28   | 0.00         | 0.00            | (158.68)                 | 2,095.60     | 2,095.60               |
| STLUCIE-Equities Sawgrass | 199008104  | COMFORT SYSTEMS USA ORD     | NA         | NA           | NA             | 80.00         | 03/07/2019  | ---            | 4,254.63   | 0.00         | 0.00            | (63.43)                  | 4,191.20     | 4,191.20               |
| STLUCIE-Equities Sawgrass | 20030N101  | COMCAST CL A ORD            | NA         | NA           | NA             | 250.00        | 12/09/2016  | ---            | 8,582.48   | 0.00         | 0.00            | 1,412.52                 | 9,995.00     | 9,995.00               |
| STLUCIE-Equities Sawgrass | 20030N101  | COMCAST CL A ORD            | NA         | NA           | NA             | 1,240.00      | 12/08/2016  | ---            | 42,748.87  | 0.00         | 0.00            | 6,826.33                 | 49,575.20    | 49,575.20              |
| STLUCIE-Equities Sawgrass | 20030N101  | COMCAST CL A ORD            | NA         | NA           | NA             | 210.00        | 06/19/2017  | ---            | 8,678.99   | 0.00         | 0.00            | (283.19)                 | 8,395.80     | 8,395.80               |
| STLUCIE-Equities Sawgrass | 207410101  | CONMED ORD                  | NA         | NA           | NA             | 65.00         | 03/11/2019  | ---            | 5,059.20   | 13.00        | 0.00            | 347.50                   | 5,406.70     | 5,406.70               |
| STLUCIE-Equities Sawgrass | 207410101  | CONMED ORD                  | NA         | NA           | NA             | 50.00         | 03/26/2019  | ---            | 4,038.17   | 0.00         | 0.00            | 120.83                   | 4,159.00     | 4,159.00               |
| STLUCIE-Equities Sawgrass | 20825C104  | CONOCOPHILIPS ORD           | NA         | NA           | NA             | 1,575.00      | 06/11/2018  | ---            | 109,052.21 | 0.00         | 0.00            | (3,936.71)               | 105,115.50   | 105,115.50             |
| STLUCIE-Equities Sawgrass | 21925Y103  | CORNERSTONE ONDEMAND ORD    | NA         | NA           | NA             | 50.00         | 11/20/2018  | ---            | 2,560.11   | 0.00         | 0.00            | 178.89                   | 2,739.00     | 2,739.00               |
| STLUCIE-Equities Sawgrass | 21925Y103  | CORNERSTONE ONDEMAND ORD    | NA         | NA           | NA             | 35.00         | 12/17/2018  | ---            | 1,875.31   | 0.00         | 0.00            | 41.99                    | 1,917.30     | 1,917.30               |
| STLUCIE-Equities Sawgrass | 221006109  | CORVEL ORD                  | NA         | NA           | NA             | 90.00         | 03/11/2019  | ---            | 5,735.70   | 0.00         | 0.00            | 135.90                   | 5,871.60     | 5,871.60               |

**ST. LUCIE COUNTY BOARD OF COUNTY COMMISSIONERS  
INVESTMENT PORTFOLIO  
AS OF March 31, 2019**

| Account                   | Identifier | Description                | S&P Rating | Fitch Rating | Moody's Rating | Current Units | Settle Date | Final Maturity | Book Value | Interest Due | Accrued Balance | Net Unrealized Gain/Loss | Market Value | Market Value + Accrued |
|---------------------------|------------|----------------------------|------------|--------------|----------------|---------------|-------------|----------------|------------|--------------|-----------------|--------------------------|--------------|------------------------|
| STLUCIE-Equities Sawgrass | 228368106  | CROWN HOLDINGS ORD         | NA         | NA           | NA             | 2,075.00      | 07/11/2018  | ---            | 95,154.31  | 0.00         | 0.00            | 18,078.44                | 113,232.75   | 113,232.75             |
| STLUCIE-Equities Sawgrass | 235851102  | DANAHER ORD                | NA         | NA           | NA             | 50.00         | 10/12/2018  | ---            | 5,232.00   | 8.50         | 0.00            | 1,369.00                 | 6,601.00     | 6,601.00               |
| STLUCIE-Equities Sawgrass | 235851102  | DANAHER ORD                | NA         | NA           | NA             | 20.00         | 01/29/2019  | ---            | 2,123.80   | 3.40         | 0.00            | 516.60                   | 2,640.40     | 2,640.40               |
| STLUCIE-Equities Sawgrass | 237266101  | DARLING INGREDIENTS ORD    | NA         | NA           | NA             | 50.00         | 12/03/2018  | ---            | 1,108.89   | 0.00         | 0.00            | (16.39)                  | 1,082.50     | 1,082.50               |
| STLUCIE-Equities Sawgrass | 237266101  | DARLING INGREDIENTS ORD    | NA         | NA           | NA             | 220.00        | 12/18/2018  | ---            | 4,697.59   | 0.00         | 0.00            | 65.41                    | 4,763.00     | 4,763.00               |
| STLUCIE-Equities Sawgrass | 243537107  | DECKERS OUTDOOR ORD        | NA         | NA           | NA             | 15.00         | 12/03/2018  | ---            | 1,951.85   | 0.00         | 0.00            | 253.00                   | 2,204.85     | 2,204.85               |
| STLUCIE-Equities Sawgrass | 243537107  | DECKERS OUTDOOR ORD        | NA         | NA           | NA             | 15.00         | 12/31/2018  | ---            | 1,920.59   | 0.00         | 0.00            | 284.26                   | 2,204.85     | 2,204.85               |
| STLUCIE-Equities Sawgrass | 243537107  | DECKERS OUTDOOR ORD        | NA         | NA           | NA             | 10.00         | 02/20/2019  | ---            | 1,457.18   | 0.00         | 0.00            | 12.72                    | 1,469.90     | 1,469.90               |
| STLUCIE-Equities Sawgrass | 243537107  | DECKERS OUTDOOR ORD        | NA         | NA           | NA             | 15.00         | 03/11/2019  | ---            | 2,136.20   | 0.00         | 0.00            | 68.65                    | 2,204.85     | 2,204.85               |
| STLUCIE-Equities Sawgrass | 243537107  | DECKERS OUTDOOR ORD        | NA         | NA           | NA             | 10.00         | 04/01/2019  | ---            | 1,475.19   | 0.00         | 0.00            | (5.29)                   | 1,469.90     | 1,469.90               |
| STLUCIE-Equities Sawgrass | 24869P104  | DENNYS ORD                 | NA         | NA           | NA             | 160.00        | 12/31/2018  | ---            | 2,609.36   | 0.00         | 0.00            | 326.64                   | 2,936.00     | 2,936.00               |
| STLUCIE-Equities Sawgrass | 24869P104  | DENNYS ORD                 | NA         | NA           | NA             | 105.00        | 02/08/2019  | ---            | 1,870.22   | 0.00         | 0.00            | 56.53                    | 1,926.75     | 1,926.75               |
| STLUCIE-Equities Sawgrass | 254543101  | DIODES ORD                 | NA         | NA           | NA             | 10.00         | 02/08/2019  | ---            | 366.92     | 0.00         | 0.00            | (19.92)                  | 347.00       | 347.00                 |
| STLUCIE-Equities Sawgrass | 254543101  | DIODES ORD                 | NA         | NA           | NA             | 125.00        | 02/20/2019  | ---            | 5,298.88   | 0.00         | 0.00            | (961.38)                 | 4,337.50     | 4,337.50               |
| STLUCIE-Equities Sawgrass | 254543101  | DIODES ORD                 | NA         | NA           | NA             | 100.00        | 03/07/2019  | ---            | 4,032.50   | 0.00         | 0.00            | (562.50)                 | 3,470.00     | 3,470.00               |
| STLUCIE-Equities Sawgrass | 254543101  | DIODES ORD                 | NA         | NA           | NA             | 80.00         | 03/21/2019  | ---            | 3,004.56   | 0.00         | 0.00            | (228.56)                 | 2,776.00     | 2,776.00               |
| STLUCIE-Equities Sawgrass | 254687106  | WALT DISNEY ORD            | NA         | NA           | NA             | 750.00        | 01/05/2018  | ---            | 83,913.75  | 0.00         | 0.00            | (641.25)                 | 83,272.50    | 83,272.50              |
| STLUCIE-Equities Sawgrass | 254687106  | WALT DISNEY ORD            | NA         | NA           | NA             | 1,380.00      | 07/24/2018  | ---            | 154,100.32 | 0.00         | 0.00            | (878.92)                 | 153,221.40   | 153,221.40             |
| STLUCIE-Equities Sawgrass | 254687106  | WALT DISNEY ORD            | NA         | NA           | NA             | 225.00        | 07/25/2018  | ---            | 24,960.15  | 0.00         | 0.00            | 21.60                    | 24,981.75    | 24,981.75              |
| STLUCIE-Equities Sawgrass | 254687106  | WALT DISNEY ORD            | NA         | NA           | NA             | 580.00        | 07/31/2018  | ---            | 65,574.97  | 0.00         | 0.00            | (1,177.57)               | 64,397.40    | 64,397.40              |
| STLUCIE-Equities Sawgrass | 254687106  | WALT DISNEY ORD            | NA         | NA           | NA             | 750.00        | 08/03/2018  | ---            | 84,848.63  | 0.00         | 0.00            | (1,576.13)               | 83,272.50    | 83,272.50              |
| STLUCIE-Equities Sawgrass | 254687106  | WALT DISNEY ORD            | NA         | NA           | NA             | 520.00        | 08/10/2018  | ---            | 59,769.11  | 0.00         | 0.00            | (2,033.51)               | 57,735.60    | 57,735.60              |
| STLUCIE-Equities Sawgrass | 254687106  | WALT DISNEY ORD            | NA         | NA           | NA             | 80.00         | 10/29/2018  | ---            | 9,166.40   | 0.00         | 0.00            | (284.00)                 | 8,882.40     | 8,882.40               |
| STLUCIE-Equities Sawgrass | 254687106  | WALT DISNEY ORD            | NA         | NA           | NA             | 420.00        | 03/29/2019  | ---            | 46,324.95  | 0.00         | 0.00            | 307.65                   | 46,632.60    | 46,632.60              |
| STLUCIE-Equities Sawgrass | 258278100  | DORMAN PRODUCTS ORD        | NA         | NA           | NA             | 30.00         | 11/13/2018  | ---            | 2,469.84   | 0.00         | 0.00            | 172.86                   | 2,642.70     | 2,642.70               |
| STLUCIE-Equities Sawgrass | 258278100  | DORMAN PRODUCTS ORD        | NA         | NA           | NA             | 25.00         | 11/20/2018  | ---            | 2,267.24   | 0.00         | 0.00            | (64.99)                  | 2,202.25     | 2,202.25               |
| STLUCIE-Equities Sawgrass | 258278100  | DORMAN PRODUCTS ORD        | NA         | NA           | NA             | 10.00         | 02/20/2019  | ---            | 895.50     | 0.00         | 0.00            | (14.60)                  | 880.90       | 880.90                 |
| STLUCIE-Equities Sawgrass | 260781100  | DOWDUPONT ORD              | NA         | NA           | NA             | 250.00        | 12/09/2016  | ---            | 13,894.95  | 0.00         | 0.00            | (567.45)                 | 13,327.50    | 13,327.50              |
| STLUCIE-Equities Sawgrass | 260781100  | DOWDUPONT ORD              | NA         | NA           | NA             | 700.00        | 07/22/2016  | ---            | 36,641.43  | 0.00         | 0.00            | 675.57                   | 37,317.00    | 37,317.00              |
| STLUCIE-Equities Sawgrass | 260781100  | DOWDUPONT ORD              | NA         | NA           | NA             | 450.00        | 12/08/2016  | ---            | 25,231.41  | 0.00         | 0.00            | (1,241.91)               | 23,989.50    | 23,989.50              |
| STLUCIE-Equities Sawgrass | 265504100  | DUNKIN BRANDS GROUP ORD    | NA         | NA           | NA             | 1,540.00      | 02/15/2018  | ---            | 91,606.90  | 0.00         | 0.00            | 24,047.10                | 115,654.00   | 115,654.00             |
| STLUCIE-Equities Sawgrass | 265504100  | DUNKIN BRANDS GROUP ORD    | NA         | NA           | NA             | 260.00        | 02/16/2018  | ---            | 15,832.86  | 0.00         | 0.00            | 3,693.14                 | 19,526.00    | 19,526.00              |
| STLUCIE-Equities Sawgrass | 265504100  | DUNKIN BRANDS GROUP ORD    | NA         | NA           | NA             | 560.00        | 02/20/2018  | ---            | 35,728.00  | 0.00         | 0.00            | 6,328.00                 | 42,056.00    | 42,056.00              |
| STLUCIE-Equities Sawgrass | 265504100  | DUNKIN BRANDS GROUP ORD    | NA         | NA           | NA             | 570.00        | 03/13/2018  | ---            | 34,661.53  | 0.00         | 0.00            | 8,145.47                 | 42,807.00    | 42,807.00              |
| STLUCIE-Equities Sawgrass | 265504100  | DUNKIN BRANDS GROUP ORD    | NA         | NA           | NA             | 1,090.00      | 07/11/2018  | ---            | 77,257.57  | 0.00         | 0.00            | 4,601.43                 | 81,859.00    | 81,859.00              |
| STLUCIE-Equities Sawgrass | 265504100  | DUNKIN BRANDS GROUP ORD    | NA         | NA           | NA             | 680.00        | 07/31/2018  | ---            | 47,938.78  | 0.00         | 0.00            | 3,129.22                 | 51,068.00    | 51,068.00              |
| STLUCIE-Equities Sawgrass | 265504100  | DUNKIN BRANDS GROUP ORD    | NA         | NA           | NA             | 930.00        | 12/13/2018  | ---            | 65,679.20  | 0.00         | 0.00            | 4,163.80                 | 69,843.00    | 69,843.00              |
| STLUCIE-Equities Sawgrass | 278865100  | ECOLAB ORD                 | NA         | NA           | NA             | 440.00        | 12/14/2017  | ---            | 59,173.71  | 202.40       | 0.00            | 18,503.89                | 77,677.60    | 77,677.60              |
| STLUCIE-Equities Sawgrass | 278865100  | ECOLAB ORD                 | NA         | NA           | NA             | 230.00        | 12/27/2017  | ---            | 30,833.92  | 105.80       | 0.00            | 9,770.28                 | 40,604.20    | 40,604.20              |
| STLUCIE-Equities Sawgrass | 278865100  | ECOLAB ORD                 | NA         | NA           | NA             | 180.00        | 06/01/2018  | ---            | 26,003.97  | 82.80        | 0.00            | 5,773.23                 | 31,777.20    | 31,777.20              |
| STLUCIE-Equities Sawgrass | 278865100  | ECOLAB ORD                 | NA         | NA           | NA             | 36.00         | 06/04/2018  | ---            | 7,995.68   | 25.76        | 0.00            | 1,890.56                 | 9,886.24     | 9,886.24               |
| STLUCIE-Equities Sawgrass | 278865100  | ECOLAB ORD                 | NA         | NA           | NA             | 10.00         | 06/29/2018  | ---            | 1,387.70   | 4.60         | 0.00            | 377.70                   | 1,765.40     | 1,765.40               |
| STLUCIE-Equities Sawgrass | 278865100  | ECOLAB ORD                 | NA         | NA           | NA             | 10.00         | 08/22/2018  | ---            | 1,484.30   | 4.60         | 0.00            | 281.10                   | 1,765.40     | 1,765.40               |
| STLUCIE-Equities Sawgrass | 278865100  | ECOLAB ORD                 | NA         | NA           | NA             | 310.00        | 09/13/2018  | ---            | 48,017.20  | 142.60       | 0.00            | 6,710.20                 | 54,727.40    | 54,727.40              |
| STLUCIE-Equities Sawgrass | 278865100  | ECOLAB ORD                 | NA         | NA           | NA             | 420.00        | 12/13/2018  | ---            | 65,733.44  | 193.20       | 0.00            | 8,413.36                 | 74,146.80    | 74,146.80              |
| STLUCIE-Equities Sawgrass | 278865100  | ECOLAB ORD                 | NA         | NA           | NA             | 460.00        | 12/17/2018  | ---            | 71,332.25  | 211.60       | 0.00            | 9,876.15                 | 81,208.40    | 81,208.40              |
| STLUCIE-Equities Sawgrass | 29089Q105  | EMERGENCY BIOSOLUTIONS ORD | NA         | NA           | NA             | 20.00         | 09/17/2018  | ---            | 1,216.20   | 0.00         | 0.00            | (205.80)                 | 1,010.40     | 1,010.40               |
| STLUCIE-Equities Sawgrass | 29089Q105  | EMERGENCY BIOSOLUTIONS ORD | NA         | NA           | NA             | 70.00         | 10/12/2018  | ---            | 4,372.70   | 0.00         | 0.00            | (836.30)                 | 3,536.40     | 3,536.40               |
| STLUCIE-Equities Sawgrass | 29089Q105  | EMERGENCY BIOSOLUTIONS ORD | NA         | NA           | NA             | 60.00         | 10/22/2018  | ---            | 3,688.46   | 0.00         | 0.00            | (657.26)                 | 3,031.20     | 3,031.20               |
| STLUCIE-Equities Sawgrass | 292562105  | ENCORE WIRE ORD            | NA         | NA           | NA             | 55.00         | 03/26/2019  | ---            | 6,056.22   | 0.00         | 0.00            | (139.62)                 | 5,916.60     | 5,916.60               |
| STLUCIE-Equities Sawgrass | 293389102  | ENNIS ORD                  | NA         | NA           | NA             | 285.00        | 03/11/2019  | ---            | 1,144.89   | 1.90         | 0.00            | 902.71                   | 2,047.60     | 2,047.60               |
| STLUCIE-Equities Sawgrass | 29358P101  | ENSGN GROUP ORD            | NA         | NA           | NA             | 40.00         | 04/20/2018  | ---            | 2,525.49   | 4.27         | 0.00            | 1,081.61                 | 4,607.10     | 4,607.10               |
| STLUCIE-Equities Sawgrass | 29358P101  | ENSGN GROUP ORD            | NA         | NA           | NA             | 15.00         | 05/02/2018  | ---            | 417.11     | 0.71         | 0.00            | 350.74                   | 767.85       | 767.85                 |
| STLUCIE-Equities Sawgrass | 29358P101  | ENSGN GROUP ORD            | NA         | NA           | NA             | 120.00        | 05/11/2018  | ---            | 3,930.46   | 5.70         | 0.00            | 2,212.34                 | 6,142.80     | 6,142.80               |
| STLUCIE-Equities Sawgrass | 29358P101  | ENSGN GROUP ORD            | NA         | NA           | NA             | 70.00         | 07/20/2018  | ---            | 2,649.42   | 3.32         | 0.00            | 933.88                   | 3,583.30     | 3,583.30               |
| STLUCIE-Equities Sawgrass | 29358P101  | ENSGN GROUP ORD            | NA         | NA           | NA             | 110.00        | 08/27/2018  | ---            | 4,227.47   | 5.22         | 0.00            | 1,403.43                 | 5,630.90     | 5,630.90               |

ST. LUCIE COUNTY BOARD OF COUNTY COMMISSIONERS  
INVESTMENT PORTFOLIO  
AS OF March 31, 2019

| Account                   | Identifier | Description                          | S&P<br>Rating | Fitch<br>Rating | Moody's<br>Rating | Current Units | Settle Date | Final<br>Maturity | Book Value | Interest Due | Accrued<br>Balance | Net Unrealized<br>Gain/Loss | Market Value | Market Value +<br>Accrued |
|---------------------------|------------|--------------------------------------|---------------|-----------------|-------------------|---------------|-------------|-------------------|------------|--------------|--------------------|-----------------------------|--------------|---------------------------|
| STLUCIE-Equities Sawgrass | 29358P101  | ENSGN GROUP ORD                      | NA            | NA              | NA                | 120.00        | 08/31/2018  | ---               | 4,651.88   | 5.70         | 0.00               | 1,490.92                    | 6,142.80     |                           |
| STLUCIE-Equities Sawgrass | 29358P101  | ENSGN GROUP ORD                      | NA            | NA              | NA                | 200.00        | 09/20/2018  | ---               | 7,538.00   | 9.50         | 0.00               | 2,700.00                    | 10,238.00    |                           |
| STLUCIE-Equities Sawgrass | 29358P101  | ENSGN GROUP ORD                      | NA            | NA              | NA                | 100.00        | 09/28/2018  | ---               | 3,746.38   | 4.75         | 0.00               | 1,372.62                    | 5,119.00     |                           |
| STLUCIE-Equities Sawgrass | 29404K106  | ENVESTNET ORD                        | NA            | NA              | NA                | 50.00         | 06/27/2018  | ---               | 2,810.97   | 0.00         | 0.00               | 458.53                      | 3,269.50     |                           |
| STLUCIE-Equities Sawgrass | 29404K106  | ENVESTNET ORD                        | NA            | NA              | NA                | 30.00         | 07/31/2018  | ---               | 1,754.73   | 0.00         | 0.00               | 206.97                      | 1,961.70     |                           |
| STLUCIE-Equities Sawgrass | 29404K106  | ENVESTNET ORD                        | NA            | NA              | NA                | 50.00         | 07/01/2018  | ---               | 2,983.47   | 0.00         | 0.00               | 286.03                      | 3,269.50     |                           |
| STLUCIE-Equities Sawgrass | 29404K106  | ENVESTNET ORD                        | NA            | NA              | NA                | 30.00         | 08/28/2018  | ---               | 1,853.70   | 0.00         | 0.00               | 108.00                      | 1,961.70     |                           |
| STLUCIE-Equities Sawgrass | 29404K106  | ENVESTNET ORD                        | NA            | NA              | NA                | 50.00         | 09/07/2018  | ---               | 3,144.05   | 0.00         | 0.00               | 125.45                      | 3,269.50     |                           |
| STLUCIE-Equities Sawgrass | 29404K106  | ENVESTNET ORD                        | NA            | NA              | NA                | 70.00         | 09/28/2018  | ---               | 4,355.04   | 0.00         | 0.00               | 222.26                      | 4,577.30     |                           |
| STLUCIE-Equities Sawgrass | 29404K106  | ENVESTNET ORD                        | NA            | NA              | NA                | 60.00         | 10/10/2018  | ---               | 3,668.71   | 0.00         | 0.00               | 254.69                      | 3,923.40     |                           |
| STLUCIE-Equities Sawgrass | 29414B104  | EPAM SYSTEMS ORD                     | NA            | NA              | NA                | 35.00         | 03/26/2019  | ---               | 2,256.65   | 0.00         | 0.00               | 32.00                       | 2,288.65     |                           |
| STLUCIE-Equities Sawgrass | 29414B104  | EPAM SYSTEMS ORD                     | NA            | NA              | NA                | 4.00          | 02/15/2018  | ---               | 442.41     | 0.00         | 0.00               | 234.11                      | 676.52       |                           |
| STLUCIE-Equities Sawgrass | 29414B104  | EPAM SYSTEMS ORD                     | NA            | NA              | NA                | 66.00         | 06/04/2018  | ---               | 8,154.96   | 0.00         | 0.00               | 3,007.62                    | 11,162.58    |                           |
| STLUCIE-Equities Sawgrass | 29414B104  | EPAM SYSTEMS ORD                     | NA            | NA              | NA                | 20.00         | 02/20/2019  | ---               | 3,067.41   | 0.00         | 0.00               | 315.19                      | 3,382.60     |                           |
| STLUCIE-Equities Sawgrass | 296315104  | ESCO TECHNOLOGIES ORD                | NA            | NA              | NA                | 40.00         | 10/09/2018  | ---               | 2,678.64   | 0.00         | 0.00               | 2.56                        | 2,681.20     |                           |
| STLUCIE-Equities Sawgrass | 296315104  | ESCO TECHNOLOGIES ORD                | NA            | NA              | NA                | 20.00         | 12/03/2018  | ---               | 1,392.76   | 0.00         | 0.00               | (52.16)                     | 1,340.60     |                           |
| STLUCIE-Equities Sawgrass | 296315104  | ESCO TECHNOLOGIES ORD                | NA            | NA              | NA                | 50.00         | 02/15/2019  | ---               | 3,405.48   | 0.00         | 0.00               | (53.98)                     | 3,351.50     |                           |
| STLUCIE-Equities Sawgrass | 296315104  | ESCO TECHNOLOGIES ORD                | NA            | NA              | NA                | 60.00         | 02/22/2019  | ---               | 4,217.24   | 0.00         | 0.00               | (195.44)                    | 4,021.80     |                           |
| STLUCIE-Equities Sawgrass | 302130109  | EXPEDITORS INTERNATIONAL OF WASN ORD | NA            | NA              | NA                | 320.00        | 12/08/2016  | ---               | 17,235.20  | 0.00         | 0.00               | 7,052.80                    | 24,288.00    |                           |
| STLUCIE-Equities Sawgrass | 302130109  | EXPEDITORS INTERNATIONAL OF WASN ORD | NA            | NA              | NA                | 480.00        | 08/17/2017  | ---               | 26,741.71  | 0.00         | 0.00               | 9,690.29                    | 36,432.00    |                           |
| STLUCIE-Equities Sawgrass | 302130109  | EXPEDITORS INTERNATIONAL OF WASN ORD | NA            | NA              | NA                | 940.00        | 12/04/2017  | ---               | 60,413.80  | 0.00         | 0.00               | 10,932.20                   | 71,346.00    |                           |
| STLUCIE-Equities Sawgrass | 302130109  | EXPEDITORS INTERNATIONAL OF WASN ORD | NA            | NA              | NA                | 340.00        | 02/16/2018  | ---               | 21,574.16  | 0.00         | 0.00               | 4,231.84                    | 25,806.00    |                           |
| STLUCIE-Equities Sawgrass | 302130109  | EXPEDITORS INTERNATIONAL OF WASN ORD | NA            | NA              | NA                | 850.00        | 08/09/2018  | ---               | 59,561.63  | 0.00         | 0.00               | 4,953.37                    | 64,515.00    |                           |
| STLUCIE-Equities Sawgrass | 30214U102  | EXPONENT ORD                         | NA            | NA              | NA                | 680.00        | 03/29/2019  | ---               | 50,428.32  | 0.00         | 0.00               | 1,183.68                    | 51,612.00    |                           |
| STLUCIE-Equities Sawgrass | 30214U102  | EXPONENT ORD                         | NA            | NA              | NA                | 50.00         | 10/09/2018  | ---               | 2,613.48   | 0.00         | 0.00               | 272.52                      | 2,886.00     |                           |
| STLUCIE-Equities Sawgrass | 30214U102  | EXPONENT ORD                         | NA            | NA              | NA                | 20.00         | 11/13/2018  | ---               | 1,059.10   | 0.00         | 0.00               | 95.30                       | 1,154.40     |                           |
| STLUCIE-Equities Sawgrass | 30214U102  | EXPONENT ORD                         | NA            | NA              | NA                | 30.00         | 12/01/2018  | ---               | 1,586.98   | 0.00         | 0.00               | 144.62                      | 1,731.60     |                           |
| STLUCIE-Equities Sawgrass | 30214U102  | EXPONENT ORD                         | NA            | NA              | NA                | 25.00         | 12/03/2018  | ---               | 1,278.88   | 0.00         | 0.00               | 164.12                      | 1,443.00     |                           |
| STLUCIE-Equities Sawgrass | 30214U102  | EXPONENT ORD                         | NA            | NA              | NA                | 40.00         | 03/26/2019  | ---               | 2,284.03   | 0.00         | 0.00               | 24.77                       | 2,308.80     |                           |
| STLUCIE-Equities Sawgrass | 30231G102  | EXXON MOBIL ORD                      | NA            | NA              | NA                | 800.00        | 07/22/2016  | ---               | 75,623.04  | 0.00         | 0.00               | (10,983.04)                 | 64,640.00    |                           |
| STLUCIE-Equities Sawgrass | 30231G102  | EXXON MOBIL ORD                      | NA            | NA              | NA                | 300.00        | 12/08/2016  | ---               | 26,266.50  | 0.00         | 0.00               | (2,026.50)                  | 24,240.00    |                           |
| STLUCIE-Equities Sawgrass | 30231G102  | EXXON MOBIL ORD                      | NA            | NA              | NA                | 175.00        | 12/09/2016  | ---               | 15,206.50  | 0.00         | 0.00               | (1,066.50)                  | 14,140.00    |                           |
| STLUCIE-Equities Sawgrass | 30231G102  | EXXON MOBIL ORD                      | NA            | NA              | NA                | 200.00        | 01/05/2018  | ---               | 17,308.26  | 0.00         | 0.00               | (1,148.26)                  | 16,160.00    |                           |
| STLUCIE-Equities Sawgrass | 30231G102  | EXXON MOBIL ORD                      | NA            | NA              | NA                | 125.00        | 06/11/2018  | ---               | 10,368.84  | 0.00         | 0.00               | (268.84)                    | 10,100.00    |                           |
| STLUCIE-Equities Sawgrass | 30231G102  | EXXON MOBIL ORD                      | NA            | NA              | NA                | 80.00         | 10/12/2018  | ---               | 6,791.12   | 0.00         | 0.00               | (327.12)                    | 6,464.00     |                           |
| STLUCIE-Equities Sawgrass | 30231G102  | EXXON MOBIL ORD                      | NA            | NA              | NA                | 50.00         | 10/29/2018  | ---               | 3,952.50   | 0.00         | 0.00               | 87.50                       | 4,040.00     |                           |
| STLUCIE-Equities Sawgrass | 302941109  | FTI CONSULTING ORD                   | NA            | NA              | NA                | 45.00         | 02/20/2019  | ---               | 3,163.02   | 0.00         | 0.00               | 293.88                      | 3,456.90     |                           |
| STLUCIE-Equities Sawgrass | 302941109  | FTI CONSULTING ORD                   | NA            | NA              | NA                | 80.00         | 02/28/2019  | ---               | 6,011.32   | 0.00         | 0.00               | 134.28                      | 6,145.60     |                           |
| STLUCIE-Equities Sawgrass | 303250104  | FAIR ISAAC ORD                       | NA            | NA              | NA                | 15.00         | 05/15/2018  | ---               | 2,704.43   | 0.00         | 0.00               | 1,370.02                    | 4,074.45     |                           |
| STLUCIE-Equities Sawgrass | 303250104  | FAIR ISAAC ORD                       | NA            | NA              | NA                | 20.00         | 09/28/2018  | ---               | 4,615.37   | 0.00         | 0.00               | 817.23                      | 5,432.60     |                           |
| STLUCIE-Equities Sawgrass | 303250104  | FAIR ISAAC ORD                       | NA            | NA              | NA                | 5.00          | 10/02/2018  | ---               | 1,149.86   | 0.00         | 0.00               | 208.29                      | 1,358.15     |                           |
| STLUCIE-Equities Sawgrass | 303250104  | FAIR ISAAC ORD                       | NA            | NA              | NA                | 20.00         | 10/10/2018  | ---               | 4,398.26   | 0.00         | 0.00               | 1,034.34                    | 5,432.60     |                           |
| STLUCIE-Equities Sawgrass | 303250104  | FAIR ISAAC ORD                       | NA            | NA              | NA                | 10.00         | 01/14/2019  | ---               | 2,019.53   | 0.00         | 0.00               | 696.77                      | 2,716.30     |                           |
| STLUCIE-Equities Sawgrass | 303250104  | FAIR ISAAC ORD                       | NA            | NA              | NA                | 20.00         | 01/24/2019  | ---               | 4,240.42   | 0.00         | 0.00               | 1,192.18                    | 5,432.60     |                           |
| STLUCIE-Equities Sawgrass | 303250104  | FAIR ISAAC ORD                       | NA            | NA              | NA                | 135.00        | 03/26/2019  | ---               | 3,330.41   | 0.00         | 0.00               | 460.25                      | 3,790.65     |                           |
| STLUCIE-Equities Sawgrass | 313855108  | FEDERATED SIGNAL ORD                 | NA            | NA              | NA                | 215.00        | 02/08/2019  | ---               | 2,256.05   | 0.00         | 0.00               | 178.24                      | 2,434.29     |                           |
| STLUCIE-Equities Sawgrass | 314211103  | FEDERATED INVESTORS CL B ORD         | NA            | NA              | NA                | 45.00         | 03/04/2019  | ---               | 1,341.86   | 0.00         | 0.00               | 480.75                      | 1,822.61     |                           |
| STLUCIE-Equities Sawgrass | 314211103  | FEDERATED INVESTORS CL B ORD         | NA            | NA              | NA                | 240.00        | 12/01/2017  | ---               | 31,081.27  | 0.00         | 0.00               | (22.91)                     | 31,058.36    |                           |
| STLUCIE-Equities Sawgrass | 315616102  | F5 NETWORKS ORD                      | NA            | NA              | NA                | 340.00        | 12/27/2017  | ---               | 44,961.97  | 0.00         | 0.00               | 8,394.23                    | 53,356.20    |                           |
| STLUCIE-Equities Sawgrass | 315616102  | F5 NETWORKS ORD                      | NA            | NA              | NA                | 180.00        | 03/13/2018  | ---               | 1,511.69   | 0.00         | 0.00               | 57.61                       | 1,569.30     |                           |
| STLUCIE-Equities Sawgrass | 315616102  | F5 NETWORKS ORD                      | NA            | NA              | NA                | 40.00         | 08/07/2018  | ---               | 6,912.80   | 0.00         | 0.00               | (635.60)                    | 6,277.20     |                           |
| STLUCIE-Equities Sawgrass | 315616102  | F5 NETWORKS ORD                      | NA            | NA              | NA                | 20.00         | 08/22/2018  | ---               | 3,667.80   | 0.00         | 0.00               | (529.20)                    | 3,138.60     |                           |
| STLUCIE-Equities Sawgrass | 315616102  | F5 NETWORKS ORD                      | NA            | NA              | NA                | 430.00        | 03/29/2019  | ---               | 65,244.85  | 0.00         | 0.00               | 2,234.55                    | 67,479.40    |                           |
| STLUCIE-Equities Sawgrass | 31620R303  | FIDELITY NATIONAL FINANCIAL ORD      | NA            | NA              | NA                | 250.00        | 12/09/2016  | ---               | 5,792.93   | 0.00         | 0.00               | 3,344.57                    | 9,137.50     |                           |
| STLUCIE-Equities Sawgrass | 31620R303  | FIDELITY NATIONAL FINANCIAL ORD      | NA            | NA              | NA                | 1,125.00      | 07/22/2016  | ---               | 29,987.29  | 0.00         | 0.00               | 11,131.46                   | 41,118.75    |                           |







ST. LUCIE COUNTY BOARD OF COUNTY COMMISSIONERS  
INVESTMENT PORTFOLIO  
AS OF March 31, 2019

| Account                   | Identifier | Description                       | S&P Rating | Fitch Rating | Moody's Rating | Current Units | Settle Date | Final Maturity | Book Value | Interest Due | Accrued Balance | Net Unrealized Gain/Loss | Market Value | Market Value + Accrued |
|---------------------------|------------|-----------------------------------|------------|--------------|----------------|---------------|-------------|----------------|------------|--------------|-----------------|--------------------------|--------------|------------------------|
| STLUCIE-Equities Sawgrass | 535219109  | LINDBLAD EXPEDITIONS HOLDINGS ORD | NA         | NA           | NA             | 230.00        | 03/11/2019  | ---            | 3,443.08   | 0.00         | 0.00            | 64.42                    | 3,507.50     | 3,507.50               |
| STLUCIE-Equities Sawgrass | 56585A102  | MARATHON PETROLEUM ORD            | NA         | NA           | NA             | 420.75        | 12/08/2016  | ---            | 19,567.80  | 0.00         | 0.00            | 5,614.09                 | 25,181.89    | 25,181.89              |
| STLUCIE-Equities Sawgrass | 56585A102  | MARATHON PETROLEUM ORD            | NA         | NA           | NA             | 233.75        | 12/09/2016  | ---            | 11,121.25  | 0.00         | 0.00            | 2,968.69                 | 13,989.94    | 13,989.94              |
| STLUCIE-Equities Sawgrass | 56585A102  | MARATHON PETROLEUM ORD            | NA         | NA           | NA             | 320.85        | 07/22/2016  | ---            | 13,217.38  | 0.00         | 0.00            | 5,865.40                 | 19,202.78    | 19,202.78              |
| STLUCIE-Equities Sawgrass | 56585A102  | MARATHON PETROLEUM ORD            | NA         | NA           | NA             | 407.65        | 01/05/2018  | ---            | 25,461.43  | 0.00         | 0.00            | (1,063.49)               | 24,397.94    | 24,397.94              |
| STLUCIE-Equities Sawgrass | 566324109  | MARCUS & MILLICHAP INC. ORD       | NA         | NA           | NA             | 105.00        | 02/20/2019  | ---            | 4,166.59   | 0.00         | 0.00            | 110.06                   | 4,276.65     | 4,276.65               |
| STLUCIE-Equities Sawgrass | 566324109  | MARCUS & MILLICHAP INC. ORD       | NA         | NA           | NA             | 35.00         | 03/26/2019  | ---            | 1,341.83   | 0.00         | 0.00            | 83.72                    | 1,425.55     | 1,425.55               |
| STLUCIE-Equities Sawgrass | 566324109  | MARCUS & MILLICHAP INC. ORD       | NA         | NA           | NA             | 70.00         | 04/01/2019  | ---            | 2,819.46   | 0.00         | 0.00            | 31.64                    | 2,851.10     | 2,851.10               |
| STLUCIE-Equities Sawgrass | 566330106  | MARCUS ORD                        | NA         | NA           | NA             | 75.00         | 07/30/2018  | ---            | 2,749.74   | 0.00         | 0.00            | 254.01                   | 3,003.75     | 3,003.75               |
| STLUCIE-Equities Sawgrass | 566330106  | MARCUS ORD                        | NA         | NA           | NA             | 25.00         | 08/13/2018  | ---            | 981.65     | 0.00         | 0.00            | 19.60                    | 1,001.25     | 1,001.25               |
| STLUCIE-Equities Sawgrass | 566330106  | MARCUS ORD                        | NA         | NA           | NA             | 100.00        | 09/28/2018  | ---            | 4,119.83   | 0.00         | 0.00            | (114.83)                 | 4,005.00     | 4,005.00               |
| STLUCIE-Equities Sawgrass | 566330106  | MARCUS ORD                        | NA         | NA           | NA             | 90.00         | 10/10/2018  | ---            | 3,886.01   | 0.00         | 0.00            | (281.51)                 | 3,604.50     | 3,604.50               |
| STLUCIE-Equities Sawgrass | 566330106  | MARCUS ORD                        | NA         | NA           | NA             | 80.00         | 10/12/2018  | ---            | 3,421.12   | 0.00         | 0.00            | (217.12)                 | 3,204.00     | 3,204.00               |
| STLUCIE-Equities Sawgrass | 566330106  | MARCUS ORD                        | NA         | NA           | NA             | 80.00         | 12/03/2018  | ---            | 3,455.14   | 0.00         | 0.00            | (251.14)                 | 3,204.00     | 3,204.00               |
| STLUCIE-Equities Sawgrass | 566330106  | MARCUS ORD                        | NA         | NA           | NA             | 35.00         | 12/17/2018  | ---            | 1,494.31   | 0.00         | 0.00            | (92.56)                  | 1,401.75     | 1,401.75               |
| STLUCIE-Equities Sawgrass | 566330106  | MARCUS ORD                        | NA         | NA           | NA             | 100.00        | 12/18/2018  | ---            | 4,288.65   | 0.00         | 0.00            | (283.65)                 | 4,005.00     | 4,005.00               |
| STLUCIE-Equities Sawgrass | 57636Q104  | MASTERCARD CL A ORD               | NA         | NA           | NA             | 31.00         | 11/23/2018  | ---            | 5,782.85   | 0.00         | 0.00            | 1,516.10                 | 7,298.95     | 7,298.95               |
| STLUCIE-Equities Sawgrass | 579780206  | MCCORMICK ORD                     | NA         | NA           | NA             | 90.00         | 02/28/2018  | ---            | 9,679.62   | 0.00         | 0.00            | 3,877.08                 | 13,556.70    | 13,556.70              |
| STLUCIE-Equities Sawgrass | 579780206  | MCCORMICK ORD                     | NA         | NA           | NA             | 160.00        | 03/13/2018  | ---            | 17,581.68  | 0.00         | 0.00            | 6,519.12                 | 24,100.80    | 24,100.80              |
| STLUCIE-Equities Sawgrass | 579780206  | MCCORMICK ORD                     | NA         | NA           | NA             | 460.00        | 05/22/2018  | ---            | 47,428.30  | 0.00         | 0.00            | 21,861.50                | 69,289.80    | 69,289.80              |
| STLUCIE-Equities Sawgrass | 580135101  | MCDONALD'S ORD                    | NA         | NA           | NA             | 140.00        | 10/23/2018  | ---            | 23,382.07  | 0.00         | 0.00            | 3,203.93                 | 26,586.00    | 26,586.00              |
| STLUCIE-Equities Sawgrass | 580135101  | MCDONALD'S ORD                    | NA         | NA           | NA             | 530.00        | 10/23/2018  | ---            | 88,916.03  | 0.00         | 0.00            | 11,730.97                | 100,647.00   | 100,647.00             |
| STLUCIE-Equities Sawgrass | 580135101  | MCDONALD'S ORD                    | NA         | NA           | NA             | 540.00        | 11/02/2018  | ---            | 95,523.57  | 0.00         | 0.00            | 7,022.43                 | 102,546.00   | 102,546.00             |
| STLUCIE-Equities Sawgrass | 580135101  | MCDONALD'S ORD                    | NA         | NA           | NA             | 700.00        | 12/12/2018  | ---            | 129,532.76 | 0.00         | 0.00            | 3,397.24                 | 132,930.00   | 132,930.00             |
| STLUCIE-Equities Sawgrass | 580135101  | MCDONALD'S ORD                    | NA         | NA           | NA             | 240.00        | 12/18/2018  | ---            | 43,994.62  | 0.00         | 0.00            | 1,581.38                 | 45,576.00    | 45,576.00              |
| STLUCIE-Equities Sawgrass | 58506Q109  | MEDPACE HOLDINGS ORD              | NA         | NA           | NA             | 25.00         | 08/02/2018  | ---            | 1,497.24   | 0.00         | 0.00            | (22.99)                  | 1,474.25     | 1,474.25               |
| STLUCIE-Equities Sawgrass | 58506Q109  | MEDPACE HOLDINGS ORD              | NA         | NA           | NA             | 50.00         | 08/10/2018  | ---            | 2,760.08   | 0.00         | 0.00            | 188.42                   | 2,948.50     | 2,948.50               |
| STLUCIE-Equities Sawgrass | 58506Q109  | MEDPACE HOLDINGS ORD              | NA         | NA           | NA             | 50.00         | 08/17/2018  | ---            | 2,863.61   | 0.00         | 0.00            | 84.89                    | 2,948.50     | 2,948.50               |
| STLUCIE-Equities Sawgrass | 58506Q109  | MEDPACE HOLDINGS ORD              | NA         | NA           | NA             | 60.00         | 08/27/2018  | ---            | 3,327.20   | 0.00         | 0.00            | 211.00                   | 3,538.20     | 3,538.20               |
| STLUCIE-Equities Sawgrass | 58506Q109  | MEDPACE HOLDINGS ORD              | NA         | NA           | NA             | 110.00        | 09/20/2018  | ---            | 7,009.20   | 0.00         | 0.00            | (522.50)                 | 6,486.70     | 6,486.70               |
| STLUCIE-Equities Sawgrass | 58506Q109  | MEDPACE HOLDINGS ORD              | NA         | NA           | NA             | 60.00         | 11/15/2019  | ---            | 3,497.05   | 0.00         | 0.00            | 41.15                    | 3,538.20     | 3,538.20               |
| STLUCIE-Equities Sawgrass | 58506Q109  | MEDPACE HOLDINGS ORD              | NA         | NA           | NA             | 45.00         | 02/20/2019  | ---            | 3,148.27   | 0.00         | 0.00            | (494.62)                 | 2,653.65     | 2,653.65               |
| STLUCIE-Equities Sawgrass | 589378108  | MERCURY SYSTEMS ORD               | NA         | NA           | NA             | 35.00         | 02/08/2019  | ---            | 2,153.20   | 0.00         | 0.00            | 89.60                    | 2,242.80     | 2,242.80               |
| STLUCIE-Equities Sawgrass | 589378108  | MERCURY SYSTEMS ORD               | NA         | NA           | NA             | 50.00         | 02/20/2019  | ---            | 3,193.67   | 0.00         | 0.00            | 10.33                    | 3,204.00     | 3,204.00               |
| STLUCIE-Equities Sawgrass | 589378108  | MERCURY SYSTEMS ORD               | NA         | NA           | NA             | 40.00         | 03/26/2019  | ---            | 2,532.00   | 0.00         | 0.00            | 31.20                    | 2,563.20     | 2,563.20               |
| STLUCIE-Equities Sawgrass | 589889104  | MERIT MEDICAL SYSTEMS ORD         | NA         | NA           | NA             | 35.00         | 05/02/2018  | ---            | 1,699.24   | 0.00         | 0.00            | 464.81                   | 2,164.05     | 2,164.05               |
| STLUCIE-Equities Sawgrass | 589889104  | MERIT MEDICAL SYSTEMS ORD         | NA         | NA           | NA             | 90.00         | 05/18/2018  | ---            | 4,673.66   | 0.00         | 0.00            | 891.04                   | 5,564.70     | 5,564.70               |
| STLUCIE-Equities Sawgrass | 589889104  | MERIT MEDICAL SYSTEMS ORD         | NA         | NA           | NA             | 40.00         | 08/03/2018  | ---            | 2,191.38   | 0.00         | 0.00            | 281.82                   | 2,473.20     | 2,473.20               |
| STLUCIE-Equities Sawgrass | 589889104  | MERIT MEDICAL SYSTEMS ORD         | NA         | NA           | NA             | 50.00         | 08/27/2018  | ---            | 2,894.65   | 0.00         | 0.00            | 196.85                   | 3,091.50     | 3,091.50               |
| STLUCIE-Equities Sawgrass | 589889104  | MERIT MEDICAL SYSTEMS ORD         | NA         | NA           | NA             | 15.00         | 08/28/2018  | ---            | 861.52     | 0.00         | 0.00            | 65.93                    | 927.45       | 927.45                 |
| STLUCIE-Equities Sawgrass | 589889104  | MERIT MEDICAL SYSTEMS ORD         | NA         | NA           | NA             | 25.00         | 10/09/2018  | ---            | 1,632.76   | 0.00         | 0.00            | (87.01)                  | 1,545.75     | 1,545.75               |
| STLUCIE-Equities Sawgrass | 589889104  | MERIT MEDICAL SYSTEMS ORD         | NA         | NA           | NA             | 50.00         | 10/12/2018  | ---            | 3,088.90   | 0.00         | 0.00            | 2.60                     | 3,091.50     | 3,091.50               |
| STLUCIE-Equities Sawgrass | 589889104  | MERIT MEDICAL SYSTEMS ORD         | NA         | NA           | NA             | 30.00         | 02/15/2019  | ---            | 1,744.17   | 0.00         | 0.00            | 110.73                   | 1,854.90     | 1,854.90               |
| STLUCIE-Equities Sawgrass | 589889104  | MERIT MEDICAL SYSTEMS ORD         | NA         | NA           | NA             | 40.00         | 11/23/2018  | ---            | 4,066.80   | 0.00         | 0.00            | 650.80                   | 4,717.60     | 4,717.60               |
| STLUCIE-Equities Sawgrass | 594918104  | MICROSOFT ORD                     | NA         | NA           | NA             | 25.00         | 03/11/2019  | ---            | 1,946.01   | 0.00         | 0.00            | 216.99                   | 2,163.00     | 2,163.00               |
| STLUCIE-Equities Sawgrass | 610236101  | MONRO ORD                         | NA         | NA           | NA             | 20.00         | 03/26/2019  | ---            | 1,600.55   | 0.00         | 0.00            | 129.85                   | 1,730.40     | 1,730.40               |
| STLUCIE-Equities Sawgrass | 610236101  | MONRO ORD                         | NA         | NA           | NA             | 155.00        | 03/11/2019  | ---            | 6,089.25   | 29.45        | 0.00            | (106.25)                 | 5,983.00     | 5,983.00               |
| STLUCIE-Equities Sawgrass | 63722202   | NATIONAL RESEARCH ORD             | NA         | NA           | NA             | 265.00        | 12/03/2018  | ---            | 4,411.24   | 0.00         | 0.00            | 1,010.66                 | 5,421.90     | 5,421.90               |
| STLUCIE-Equities Sawgrass | 64049M209  | NEOGENOMICS ORD                   | NA         | NA           | NA             | 85.00         | 02/08/2019  | ---            | 1,437.02   | 0.00         | 0.00            | 302.08                   | 1,739.10     | 1,739.10               |
| STLUCIE-Equities Sawgrass | 64049M209  | NEOGENOMICS ORD                   | NA         | NA           | NA             | 175.00        | 04/01/2019  | ---            | 3,414.57   | 0.00         | 0.00            | 165.93                   | 3,580.50     | 3,580.50               |
| STLUCIE-Equities Sawgrass | 64049M209  | NEOGENOMICS ORD                   | NA         | NA           | NA             | 40.00         | 03/05/2018  | ---            | 2,237.76   | 0.00         | 0.00            | 1,151.44                 | 3,389.20     | 3,389.20               |
| STLUCIE-Equities Sawgrass | 67000B104  | NOVANTA ORD                       | NA         | NA           | NA             | 40.00         | 11/12/2017  | ---            | 1,161.92   | 0.00         | 0.00            | 109.03                   | 1,270.95     | 1,270.95               |
| STLUCIE-Equities Sawgrass | 67000B104  | NOVANTA ORD                       | NA         | NA           | NA             | 15.00         | 01/13/2018  | ---            | 3,366.83   | 0.00         | 0.00            | 869.67                   | 4,236.50     | 4,236.50               |
| STLUCIE-Equities Sawgrass | 67000B104  | NOVANTA ORD                       | NA         | NA           | NA             | 50.00         | 01/14/2019  | ---            | 4,040.32   | 0.00         | 0.00            | 1,043.48                 | 5,083.80     | 5,083.80               |
| STLUCIE-Equities Sawgrass | 67000B104  | NOVANTA ORD                       | NA         | NA           | NA             | 60.00         | 01/24/2019  | ---            | 3,316.78   | 0.00         | 0.00            | 72.42                    | 3,389.20     | 3,389.20               |
| STLUCIE-Equities Sawgrass | 67000B104  | NOVANTA ORD                       | NA         | NA           | NA             | 30.00         | 03/26/2019  | ---            | 2,202.22   | 0.00         | 0.00            | 222.98                   | 2,425.20     | 2,425.20               |
| STLUCIE-Equities Sawgrass | 68213N109  | OMNICELL ORD                      | NA         | NA           | NA             | 50.00         | 11/15/2018  | ---            | 3,503.72   | 0.00         | 0.00            | 538.28                   | 4,042.00     | 4,042.00               |

**ST. LUCIE COUNTY BOARD OF COUNTY COMMISSIONERS  
INVESTMENT PORTFOLIO  
AS OF March 31, 2019**

| Account                   | Identifier | Description                 | S&P Rating | Fitch Rating | Moody's Rating | Current Units | Settle Date | Maturity | Final | Book Value | Interest Due | Accrued Balance | Net Unrealized Gain/Loss | Market Value | Market Value + Accrued |
|---------------------------|------------|-----------------------------|------------|--------------|----------------|---------------|-------------|----------|-------|------------|--------------|-----------------|--------------------------|--------------|------------------------|
| STLUCIE-Equities Sawgrass | 68213N109  | OMNICELL ORD                | NA         | NA           | NA             | 50.00         | 11/23/2018  |          | ---   | 3,566.97   | 0.00         | 0.00            | 475.03                   | 4,042.00     | 4,042.00               |
| STLUCIE-Equities Sawgrass | 68213N109  | OMNICELL ORD                | NA         | NA           | NA             | 40.00         | 12/03/2018  |          | ---   | 3,060.40   | 0.00         | 0.00            | 173.20                   | 3,233.60     | 3,233.60               |
| STLUCIE-Equities Sawgrass | 68213N109  | OMNICELL ORD                | NA         | NA           | NA             | 20.00         | 02/20/2019  |          | ---   | 1,642.17   | 0.00         | 0.00            | (25.37)                  | 1,616.80     | 1,616.80               |
| STLUCIE-Equities Sawgrass | 68213N109  | OMNICELL ORD                | NA         | NA           | NA             | 10.00         | 03/26/2019  |          | ---   | 809.57     | 0.00         | 0.00            | (1.17)                   | 808.40       | 808.40                 |
| STLUCIE-Equities Sawgrass | 68389X105  | ORACLE ORD                  | NA         | NA           | NA             | 1,475.00      | 07/22/2016  |          | ---   | 60,848.62  | 0.00         | 0.00            | 18,373.63                | 79,222.25    | 79,222.25              |
| STLUCIE-Equities Sawgrass | 68389X105  | ORACLE ORD                  | NA         | NA           | NA             | 400.00        | 12/08/2016  |          | ---   | 15,572.00  | 0.00         | 0.00            | 5,912.00                 | 21,484.00    | 21,484.00              |
| STLUCIE-Equities Sawgrass | 68389X105  | ORACLE ORD                  | NA         | NA           | NA             | 225.00        | 12/09/2016  |          | ---   | 8,797.46   | 0.00         | 0.00            | 3,287.29                 | 12,084.75    | 12,084.75              |
| STLUCIE-Equities Sawgrass | 68389X105  | ORACLE ORD                  | NA         | NA           | NA             | 1,590.00      | 12/08/2016  |          | ---   | 61,978.20  | 0.00         | 0.00            | 23,420.70                | 85,398.90    | 85,398.90              |
| STLUCIE-Equities Sawgrass | 68389X105  | ORACLE ORD                  | NA         | NA           | NA             | 770.00        | 07/28/2017  |          | ---   | 39,385.27  | 0.00         | 0.00            | 1,971.43                 | 41,356.70    | 41,356.70              |
| STLUCIE-Equities Sawgrass | 68389X105  | ORACLE ORD                  | NA         | NA           | NA             | 480.00        | 02/28/2018  |          | ---   | 24,583.25  | 0.00         | 0.00            | 1,197.55                 | 25,780.80    | 25,780.80              |
| STLUCIE-Equities Sawgrass | 68389X105  | ORACLE ORD                  | NA         | NA           | NA             | 1,540.00      | 03/22/2018  |          | ---   | 72,243.56  | 0.00         | 0.00            | 10,469.84                | 82,713.40    | 82,713.40              |
| STLUCIE-Equities Sawgrass | 68389X105  | ORACLE ORD                  | NA         | NA           | NA             | 1,675.00      | 09/22/2017  |          | ---   | 65,592.83  | 690.94       | 0.00            | (12,428.33)              | 53,164.50    | 53,164.50              |
| STLUCIE-Equities Sawgrass | 69351T106  | PPL ORD                     | NA         | NA           | NA             | 1,200.00      | 11/27/2017  |          | ---   | 43,268.64  | 495.00       | 0.00            | (5,180.64)               | 38,088.00    | 38,088.00              |
| STLUCIE-Equities Sawgrass | 69351T106  | PPL ORD                     | NA         | NA           | NA             | 500.00        | 07/19/2018  |          | ---   | 14,302.55  | 206.25       | 0.00            | 1,567.45                 | 15,870.00    | 15,870.00              |
| STLUCIE-Equities Sawgrass | 69351T106  | PPL ORD                     | NA         | NA           | NA             | 550.00        | 10/19/2018  |          | ---   | 17,070.68  | 226.87       | 0.00            | 386.32                   | 17,457.00    | 17,457.00              |
| STLUCIE-Equities Sawgrass | 69354M108  | PRA HEALTH SCIENCES ORD     | NA         | NA           | NA             | 10.00         | 11/06/2017  |          | ---   | 823.86     | 0.00         | 0.00            | 279.04                   | 1,102.90     | 1,102.90               |
| STLUCIE-Equities Sawgrass | 69354M108  | PRA HEALTH SCIENCES ORD     | NA         | NA           | NA             | 10.00         | 11/08/2017  |          | ---   | 832.81     | 0.00         | 0.00            | 270.09                   | 1,102.90     | 1,102.90               |
| STLUCIE-Equities Sawgrass | 69354M108  | PRA HEALTH SCIENCES ORD     | NA         | NA           | NA             | 10.00         | 01/23/2018  |          | ---   | 4,667.70   | 0.00         | 0.00            | 846.80                   | 5,514.50     | 5,514.50               |
| STLUCIE-Equities Sawgrass | 69354M108  | PRA HEALTH SCIENCES ORD     | NA         | NA           | NA             | 15.00         | 08/13/2018  |          | ---   | 1,536.27   | 0.00         | 0.00            | 118.08                   | 1,654.35     | 1,654.35               |
| STLUCIE-Equities Sawgrass | 69354M108  | PRA HEALTH SCIENCES ORD     | NA         | NA           | NA             | 30.00         | 11/09/2018  |          | ---   | 3,225.30   | 0.00         | 0.00            | 83.40                    | 3,308.70     | 3,308.70               |
| STLUCIE-Equities Sawgrass | 69354M108  | PRA HEALTH SCIENCES ORD     | NA         | NA           | NA             | 40.00         | 01/24/2019  |          | ---   | 3,977.04   | 0.00         | 0.00            | 434.56                   | 4,411.60     | 4,411.60               |
| STLUCIE-Equities Sawgrass | 69354M108  | PRA HEALTH SCIENCES ORD     | NA         | NA           | NA             | 30.00         | 02/04/2019  |          | ---   | 3,182.26   | 0.00         | 0.00            | 126.44                   | 3,308.70     | 3,308.70               |
| STLUCIE-Equities Sawgrass | 69354M108  | PRA HEALTH SCIENCES ORD     | NA         | NA           | NA             | 30.00         | 03/07/2019  |          | ---   | 3,253.16   | 0.00         | 0.00            | 55.54                    | 3,308.70     | 3,308.70               |
| STLUCIE-Equities Sawgrass | 69354M108  | PRA HEALTH SCIENCES ORD     | NA         | NA           | NA             | 40.00         | 03/21/2019  |          | ---   | 4,357.40   | 0.00         | 0.00            | 54.20                    | 4,411.60     | 4,411.60               |
| STLUCIE-Equities Sawgrass | 69354M108  | PRA HEALTH SCIENCES ORD     | NA         | NA           | NA             | 15.00         | 04/01/2019  |          | ---   | 1,615.75   | 0.00         | 0.00            | 38.60                    | 1,654.35     | 1,654.35               |
| STLUCIE-Equities Sawgrass | 69354M108  | PRA HEALTH SCIENCES ORD     | NA         | NA           | NA             | 20.00         | 2/14/2020   |          | ---   | 2,140.56   | 0.00         | 0.00            | 65.24                    | 2,205.80     | 2,205.80               |
| STLUCIE-Equities Sawgrass | 704326107  | PAYCHEX ORD                 | NA         | NA           | NA             | 540.00        | 06/01/2018  |          | ---   | 35,807.13  | 0.00         | 0.00            | 7,500.87                 | 43,308.00    | 43,308.00              |
| STLUCIE-Equities Sawgrass | 704326107  | PAYCHEX ORD                 | NA         | NA           | NA             | 550.00        | 06/26/2018  |          | ---   | 38,618.64  | 0.00         | 0.00            | 5,491.36                 | 44,110.00    | 44,110.00              |
| STLUCIE-Equities Sawgrass | 704326107  | PAYCHEX ORD                 | NA         | NA           | NA             | 950.00        | 07/11/2018  |          | ---   | 66,501.52  | 0.00         | 0.00            | 9,688.48                 | 76,190.00    | 76,190.00              |
| STLUCIE-Equities Sawgrass | 704326107  | PAYCHEX ORD                 | NA         | NA           | NA             | 670.00        | 07/31/2018  |          | ---   | 47,637.07  | 0.00         | 0.00            | 6,096.93                 | 53,734.00    | 53,734.00              |
| STLUCIE-Equities Sawgrass | 71375U101  | PERFICIENT ORD              | NA         | NA           | NA             | 35.00         | 06/26/2018  |          | ---   | 948.32     | 0.00         | 0.00            | 10.33                    | 958.65       | 958.65                 |
| STLUCIE-Equities Sawgrass | 71375U101  | PERFICIENT ORD              | NA         | NA           | NA             | 80.00         | 07/03/2018  |          | ---   | 2,125.58   | 0.00         | 0.00            | 65.62                    | 2,191.20     | 2,191.20               |
| STLUCIE-Equities Sawgrass | 71375U101  | PERFICIENT ORD              | NA         | NA           | NA             | 110.00        | 07/20/2018  |          | ---   | 2,987.34   | 0.00         | 0.00            | 25.56                    | 3,012.90     | 3,012.90               |
| STLUCIE-Equities Sawgrass | 71375U101  | PERFICIENT ORD              | NA         | NA           | NA             | 100.00        | 08/10/2018  |          | ---   | 2,787.92   | 0.00         | 0.00            | (48.92)                  | 2,739.00     | 2,739.00               |
| STLUCIE-Equities Sawgrass | 71375U101  | PERFICIENT ORD              | NA         | NA           | NA             | 60.00         | 08/28/2018  |          | ---   | 1,690.43   | 0.00         | 0.00            | (47.03)                  | 1,643.40     | 1,643.40               |
| STLUCIE-Equities Sawgrass | 71375U101  | PERFICIENT ORD              | NA         | NA           | NA             | 130.00        | 09/07/2018  |          | ---   | 3,900.44   | 0.00         | 0.00            | (339.74)                 | 3,560.70     | 3,560.70               |
| STLUCIE-Equities Sawgrass | 71375U101  | PERFICIENT ORD              | NA         | NA           | NA             | 150.00        | 02/15/2019  |          | ---   | 4,025.01   | 0.00         | 0.00            | 83.49                    | 4,108.50     | 4,108.50               |
| STLUCIE-Equities Sawgrass | 71375U101  | PERFICIENT ORD              | NA         | NA           | NA             | 110.00        | 04/01/2019  |          | ---   | 3,028.67   | 0.00         | 0.00            | (15.77)                  | 3,012.90     | 3,012.90               |
| STLUCIE-Equities Sawgrass | 71377A103  | PERFORMANCE FOOD GROUP ORD  | NA         | NA           | NA             | 145.00        | 02/08/2019  |          | ---   | 5,505.80   | 0.00         | 0.00            | 242.00                   | 5,747.80     | 5,747.80               |
| STLUCIE-Equities Sawgrass | 717081103  | PFIZER ORD                  | NA         | NA           | NA             | 1,825.00      | 01/09/2017  |          | ---   | 60,425.39  | 0.00         | 0.00            | 17,082.36                | 77,507.75    | 77,507.75              |
| STLUCIE-Equities Sawgrass | 717081103  | PFIZER ORD                  | NA         | NA           | NA             | 825.00        | 01/05/2018  |          | ---   | 30,250.19  | 0.00         | 0.00            | 4,787.56                 | 35,037.75    | 35,037.75              |
| STLUCIE-Equities Sawgrass | 74144T108  | T ROWE PRICE GROUP ORD      | NA         | NA           | NA             | 1,175.00      | 05/05/2017  |          | ---   | 83,637.91  | 0.00         | 0.00            | 34,003.09                | 117,641.00   | 117,641.00             |
| STLUCIE-Equities Sawgrass | 742718109  | PROCTER & GAMBLE ORD        | NA         | NA           | NA             | 700.00        | 07/22/2016  |          | ---   | 60,269.51  | 0.00         | 0.00            | 12,565.49                | 72,835.00    | 72,835.00              |
| STLUCIE-Equities Sawgrass | 742718109  | PROCTER & GAMBLE ORD        | NA         | NA           | NA             | 275.00        | 12/08/2016  |          | ---   | 22,754.24  | 0.00         | 0.00            | 5,859.51                 | 28,613.75    | 28,613.75              |
| STLUCIE-Equities Sawgrass | 742718109  | PROCTER & GAMBLE ORD        | NA         | NA           | NA             | 175.00        | 12/09/2016  |          | ---   | 14,533.51  | 0.00         | 0.00            | 3,675.24                 | 18,208.75    | 18,208.75              |
| STLUCIE-Equities Sawgrass | 742718109  | PROCTER & GAMBLE ORD        | NA         | NA           | NA             | 300.00        | 07/25/2018  |          | ---   | 23,633.55  | 0.00         | 0.00            | 7,581.45                 | 31,215.00    | 31,215.00              |
| STLUCIE-Equities Sawgrass | 760759100  | REPUBLIC SERVICES ORD       | NA         | NA           | NA             | 945.00        | 06/08/2018  |          | ---   | 64,512.41  | 354.38       | 0.00            | 11,446.69                | 75,959.10    | 75,959.10              |
| STLUCIE-Equities Sawgrass | 760759100  | REPUBLIC SERVICES ORD       | NA         | NA           | NA             | 80.00         | 08/22/2018  |          | ---   | 5,973.60   | 30.00        | 0.00            | 456.80                   | 6,430.40     | 6,430.40               |
| STLUCIE-Equities Sawgrass | 760759100  | REPUBLIC SERVICES ORD       | NA         | NA           | NA             | 60.00         | 08/30/2018  |          | ---   | 4,389.00   | 22.50        | 0.00            | 433.80                   | 4,822.80     | 4,822.80               |
| STLUCIE-Equities Sawgrass | 76118Y104  | RESIDEO TECHNOLOGIES ORD    | NA         | NA           | NA             | 51.67         | 07/22/2016  |          | ---   | 1,156.86   | 0.00         | 0.00            | (160.21)                 | 996.65       | 996.65                 |
| STLUCIE-Equities Sawgrass | 76118Y104  | RESIDEO TECHNOLOGIES ORD    | NA         | NA           | NA             | 25.00         | 12/08/2016  |          | ---   | 534.50     | 0.00         | 0.00            | (52.25)                  | 482.25       | 482.25                 |
| STLUCIE-Equities Sawgrass | 76118Y104  | RESIDEO TECHNOLOGIES ORD    | NA         | NA           | NA             | 12.50         | 12/09/2016  |          | ---   | 267.03     | 0.00         | 0.00            | (25.90)                  | 241.13       | 241.13                 |
| STLUCIE-Equities Sawgrass | 76118Y104  | RESIDEO TECHNOLOGIES ORD    | NA         | NA           | NA             | 10.83         | 06/04/2018  |          | ---   | 303.45     | 0.00         | 0.00            | (94.48)                  | 208.98       | 208.98                 |
| STLUCIE-Equities Sawgrass | 783321109  | RUTHS HOSPITALITY GROUP ORD | NA         | NA           | NA             | 20.00         | 12/08/2017  |          | ---   | 432.69     | 0.00         | 0.00            | 79.11                    | 511.80       | 511.80                 |
| STLUCIE-Equities Sawgrass | 783321109  | RUTHS HOSPITALITY GROUP ORD | NA         | NA           | NA             | 40.00         | 12/22/2017  |          | ---   | 869.87     | 0.00         | 0.00            | 153.73                   | 1,023.60     | 1,023.60               |
| STLUCIE-Equities Sawgrass | 783321109  | RUTHS HOSPITALITY GROUP ORD | NA         | NA           | NA             | 50.00         | 03/27/2018  |          | ---   | 1,230.75   | 0.00         | 0.00            | 48.75                    | 1,279.50     | 1,279.50               |
| STLUCIE-Equities Sawgrass | 783321109  | RUTHS HOSPITALITY GROUP ORD | NA         | NA           | NA             | 10.00         | 08/13/2018  |          | ---   | 290.90     | 0.00         | 0.00            | (35.00)                  | 255.90       | 255.90                 |
| STLUCIE-Equities Sawgrass | 783321109  | RUTHS HOSPITALITY GROUP ORD | NA         | NA           | NA             | 5.00          | 11/14/2018  |          | ---   | 137.60     | 0.00         | 0.00            | (9.65)                   | 127.95       | 127.95                 |

ST. LUCIE COUNTY BOARD OF COUNTY COMMISSIONERS  
INVESTMENT PORTFOLIO  
AS OF March 31, 2019

| Account                   | Identifier | Description                      | S&P Rating | Fitch Rating | Moody's Rating | Current Units | Settle Date | Maturity | Book Value | Interest Due | Accrued Balance | Net Unrealized Gain/Loss | Market Value | Market Value + Accrued |
|---------------------------|------------|----------------------------------|------------|--------------|----------------|---------------|-------------|----------|------------|--------------|-----------------|--------------------------|--------------|------------------------|
| STLUCIE-Equities Sawgrass | 784631104  | SPX ORD                          | NA         | NA           | NA             | 55.00         | 03/11/2019  | ---      | 1,959.68   | 0.00         | 0.00            | (46.23)                  | 1,913.45     | 1,913.45               |
| STLUCIE-Equities Sawgrass | 78463M107  | SPS COMMERCE ORD                 | NA         | NA           | NA             | 40.00         | 11/13/2018  | ---      | 3,859.44   | 0.00         | 0.00            | 382.96                   | 4,242.40     | 4,242.40               |
| STLUCIE-Equities Sawgrass | 78463M107  | SPS COMMERCE ORD                 | NA         | NA           | NA             | 5.00          | 11/14/2018  | ---      | 483.50     | 0.00         | 0.00            | 46.80                    | 530.30       | 530.30                 |
| STLUCIE-Equities Sawgrass | 78463M107  | SPS COMMERCE ORD                 | NA         | NA           | NA             | 20.00         | 02/15/2019  | ---      | 2,153.84   | 0.00         | 0.00            | (32.64)                  | 2,121.20     | 2,121.20               |
| STLUCIE-Equities Sawgrass | 78463M107  | SPS COMMERCE ORD                 | NA         | NA           | NA             | 25.00         | 02/20/2019  | ---      | 2,708.01   | 0.00         | 0.00            | (56.51)                  | 2,651.50     | 2,651.50               |
| STLUCIE-Equities Sawgrass | 78648T100  | SAFETY INSURANCE GROUP ORD       | NA         | NA           | NA             | 45.00         | 03/22/2019  | ---      | 4,827.63   | 0.00         | 0.00            | (34.93)                  | 4,792.70     | 4,792.70               |
| STLUCIE-Equities Sawgrass | 806857108  | SCHLUMBERGER ORD                 | NA         | NA           | NA             | 212.50        | 07/26/2016  | ---      | 33,855.59  | 0.00         | 0.00            | (15,338.34)              | 18,517.25    | 18,517.25              |
| STLUCIE-Equities Sawgrass | 806857108  | SCHLUMBERGER ORD                 | NA         | NA           | NA             | 250.00        | 12/08/2016  | ---      | 21,185.00  | 125.00       | 0.00            | (10,292.50)              | 10,892.50    | 10,892.50              |
| STLUCIE-Equities Sawgrass | 806857108  | SCHLUMBERGER ORD                 | NA         | NA           | NA             | 125.00        | 12/09/2016  | ---      | 10,518.75  | 62.50        | 0.00            | (5,072.50)               | 5,446.25     | 5,446.25               |
| STLUCIE-Equities Sawgrass | 806857108  | SCHLUMBERGER ORD                 | NA         | NA           | NA             | 400.00        | 06/11/2018  | ---      | 27,826.92  | 200.00       | 0.00            | (10,398.92)              | 17,428.00    | 17,428.00              |
| STLUCIE-Equities Sawgrass | 816850101  | SEMTECH ORD                      | NA         | NA           | NA             | 30.00         | 09/28/2018  | ---      | 1,697.30   | 0.00         | 0.00            | (170.00)                 | 1,527.30     | 1,527.30               |
| STLUCIE-Equities Sawgrass | 816850101  | SEMTECH ORD                      | NA         | NA           | NA             | 30.00         | 10/10/2018  | ---      | 1,571.60   | 0.00         | 0.00            | (44.30)                  | 1,527.30     | 1,527.30               |
| STLUCIE-Equities Sawgrass | 816850101  | SEMTECH ORD                      | NA         | NA           | NA             | 15.00         | 11/13/2018  | ---      | 724.89     | 0.00         | 0.00            | 38.76                    | 763.65       | 763.65                 |
| STLUCIE-Equities Sawgrass | 83125X103  | SLEEP NUMBER ORD                 | NA         | NA           | NA             | 55.00         | 02/20/2019  | ---      | 2,346.22   | 0.00         | 0.00            | 238.78                   | 2,585.00     | 2,585.00               |
| STLUCIE-Equities Sawgrass | 83125X103  | SLEEP NUMBER ORD                 | NA         | NA           | NA             | 55.00         | 04/01/2019  | ---      | 2,637.92   | 0.00         | 0.00            | (52.92)                  | 2,585.00     | 2,585.00               |
| STLUCIE-Equities Sawgrass | 858586100  | STEPAN ORD                       | NA         | NA           | NA             | 30.00         | 03/11/2019  | ---      | 2,710.09   | 0.00         | 0.00            | (84.49)                  | 2,625.60     | 2,625.60               |
| STLUCIE-Equities Sawgrass | 86272C103  | STRATEGIC EDUCATION ORD          | NA         | NA           | NA             | 5.00          | 10/02/2018  | ---      | 683.67     | 0.00         | 0.00            | (27.12)                  | 656.55       | 656.55                 |
| STLUCIE-Equities Sawgrass | 86272C103  | STRATEGIC EDUCATION ORD          | NA         | NA           | NA             | 20.00         | 11/09/2018  | ---      | 2,688.71   | 0.00         | 0.00            | (62.51)                  | 2,626.20     | 2,626.20               |
| STLUCIE-Equities Sawgrass | 86272C103  | STRATEGIC EDUCATION ORD          | NA         | NA           | NA             | 20.00         | 11/15/2018  | ---      | 2,878.37   | 0.00         | 0.00            | (252.17)                 | 2,626.20     | 2,626.20               |
| STLUCIE-Equities Sawgrass | 86272C103  | STRATEGIC EDUCATION ORD          | NA         | NA           | NA             | 40.00         | 12/03/2018  | ---      | 5,419.46   | 0.00         | 0.00            | (167.06)                 | 5,252.40     | 5,252.40               |
| STLUCIE-Equities Sawgrass | 86272C103  | STRATEGIC EDUCATION ORD          | NA         | NA           | NA             | 30.00         | 04/01/2019  | ---      | 3,958.91   | 0.00         | 0.00            | (19.61)                  | 3,939.30     | 3,939.30               |
| STLUCIE-Equities Sawgrass | 872540109  | TX ORD                           | NA         | NA           | NA             | 610.00        | 03/13/2018  | ---      | 25,129.31  | 0.00         | 0.00            | 7,328.79                 | 32,458.10    | 32,458.10              |
| STLUCIE-Equities Sawgrass | 872540109  | TX ORD                           | NA         | NA           | NA             | 244.00        | 06/04/2018  | ---      | 10,978.78  | 0.00         | 0.00            | 2,004.46                 | 12,983.24    | 12,983.24              |
| STLUCIE-Equities Sawgrass | 872540109  | TX ORD                           | NA         | NA           | NA             | 1,320.00      | 08/22/2018  | ---      | 1,014.50   | 0.00         | 0.00            | 49.70                    | 1,064.20     | 1,064.20               |
| STLUCIE-Equities Sawgrass | 872540109  | TX ORD                           | NA         | NA           | NA             | 1,400.00      | 01/23/2019  | ---      | 72,312.31  | 0.00         | 0.00            | (2,075.11)               | 70,237.20    | 70,237.20              |
| STLUCIE-Equities Sawgrass | 872540109  | TARGET ORD                       | NA         | NA           | NA             | 130.00        | 11/20/2018  | ---      | 98,777.84  | 0.00         | 0.00            | 13,586.16                | 112,364.00   | 112,364.00             |
| STLUCIE-Equities Sawgrass | 896215209  | TRIMAS ORD                       | NA         | NA           | NA             | 65.00         | 03/04/2019  | ---      | 3,954.39   | 0.00         | 0.00            | (24.49)                  | 3,929.90     | 3,929.90               |
| STLUCIE-Equities Sawgrass | 896215209  | TRIMAS ORD                       | NA         | NA           | NA             | 1,550.00      | 01/25/2019  | ---      | 2,099.32   | 0.00         | 0.00            | (134.37)                 | 1,964.95     | 1,964.95               |
| STLUCIE-Equities Sawgrass | 902494103  | TYSON FOODS CL A ORD             | NA         | NA           | NA             | 610.00        | 01/09/2017  | ---      | 93,914.50  | 0.00         | 0.00            | 13,702.00                | 107,616.50   | 107,616.50             |
| STLUCIE-Equities Sawgrass | 907818108  | UNION PACIFIC ORD                | NA         | NA           | NA             | 610.00        | 01/09/2017  | ---      | 62,616.81  | 0.00         | 0.00            | 39,375.19                | 101,992.00   | 101,992.00             |
| STLUCIE-Equities Sawgrass | 907818108  | UNION PACIFIC ORD                | NA         | NA           | NA             | 50.00         | 08/07/2018  | ---      | 7,496.00   | 0.00         | 0.00            | 864.00                   | 8,360.00     | 8,360.00               |
| STLUCIE-Equities Sawgrass | 907818108  | UNION PACIFIC ORD                | NA         | NA           | NA             | 10.00         | 08/22/2018  | ---      | 1,509.60   | 0.00         | 0.00            | 162.40                   | 1,672.00     | 1,672.00               |
| STLUCIE-Equities Sawgrass | 907818108  | UNION PACIFIC ORD                | NA         | NA           | NA             | 14.00         | 08/30/2018  | ---      | 2,122.54   | 0.00         | 0.00            | 218.26                   | 2,340.80     | 2,340.80               |
| STLUCIE-Equities Sawgrass | 907818108  | UNION PACIFIC ORD                | NA         | NA           | NA             | 450.00        | 07/22/2016  | ---      | 47,587.50  | 0.00         | 0.00            | 10,413.00                | 58,000.50    | 58,000.50              |
| STLUCIE-Equities Sawgrass | 913017109  | UNITED TECHNOLOGIES ORD          | NA         | NA           | NA             | 175.00        | 12/08/2016  | ---      | 18,901.75  | 0.00         | 0.00            | 3,654.00                 | 22,555.75    | 22,555.75              |
| STLUCIE-Equities Sawgrass | 913017109  | UNITED TECHNOLOGIES ORD          | NA         | NA           | NA             | 100.00        | 12/09/2016  | ---      | 10,757.00  | 0.00         | 0.00            | 2,132.00                 | 12,889.00    | 12,889.00              |
| STLUCIE-Equities Sawgrass | 91324P102  | UNITEDHEALTH GRP ORD             | NA         | NA           | NA             | 180.00        | 07/22/2016  | ---      | 25,479.00  | 0.00         | 0.00            | 19,027.80                | 44,506.80    | 44,506.80              |
| STLUCIE-Equities Sawgrass | 91324P102  | UNITEDHEALTH GRP ORD             | NA         | NA           | NA             | 150.00        | 12/08/2016  | ---      | 23,567.25  | 0.00         | 0.00            | 13,521.75                | 37,089.00    | 37,089.00              |
| STLUCIE-Equities Sawgrass | 91324P102  | UNITEDHEALTH GRP ORD             | NA         | NA           | NA             | 75.00         | 12/09/2016  | ---      | 11,738.21  | 0.00         | 0.00            | 6,806.29                 | 18,544.50    | 18,544.50              |
| STLUCIE-Equities Sawgrass | 91324P102  | UNITEDHEALTH GRP ORD             | NA         | NA           | NA             | 30.00         | 06/29/2018  | ---      | 7,472.22   | 0.00         | 0.00            | (54.42)                  | 7,417.80     | 7,417.80               |
| STLUCIE-Equities Sawgrass | 91324P102  | UNITEDHEALTH GRP ORD             | NA         | NA           | NA             | 20.00         | 07/19/2018  | ---      | 5,009.80   | 0.00         | 0.00            | (64.60)                  | 4,945.20     | 4,945.20               |
| STLUCIE-Equities Sawgrass | 91359V107  | UNIVERSAL INSURANCE HOLDINGS ORD | NA         | NA           | NA             | 35.00         | 10/12/2018  | ---      | 1,636.77   | 0.00         | 0.00            | (55.177)                 | 1,085.60     | 1,085.60               |
| STLUCIE-Equities Sawgrass | 91359V107  | UNIVERSAL INSURANCE HOLDINGS ORD | NA         | NA           | NA             | 90.00         | 10/22/2018  | ---      | 4,197.69   | 0.00         | 0.00            | (1,407.69)               | 2,790.00     | 2,790.00               |
| STLUCIE-Equities Sawgrass | 91359V107  | UNIVERSAL INSURANCE HOLDINGS ORD | NA         | NA           | NA             | 35.00         | 10/25/2018  | ---      | 1,650.02   | 0.00         | 0.00            | (565.02)                 | 1,085.00     | 1,085.00               |
| STLUCIE-Equities Sawgrass | 91359V107  | UNIVERSAL INSURANCE HOLDINGS ORD | NA         | NA           | NA             | 80.00         | 10/29/2018  | ---      | 3,729.60   | 0.00         | 0.00            | (1,249.60)               | 2,480.00     | 2,480.00               |
| STLUCIE-Equities Sawgrass | 91359V107  | UNIVERSAL INSURANCE HOLDINGS ORD | NA         | NA           | NA             | 70.00         | 10/31/2018  | ---      | 3,339.43   | 0.00         | 0.00            | (1,169.43)               | 2,170.00     | 2,170.00               |
| STLUCIE-Equities Sawgrass | 92343V104  | VERIZON COMMUNICATIONS ORD       | NA         | NA           | NA             | 2,440.00      | 10/29/2018  | ---      | 137,905.14 | 0.00         | 0.00            | 6,372.06                 | 144,277.20   | 144,277.20             |
| STLUCIE-Equities Sawgrass | 92343V104  | VERIZON COMMUNICATIONS ORD       | NA         | NA           | NA             | 150.00        | 10/29/2018  | ---      | 8,494.50   | 0.00         | 0.00            | 375.00                   | 8,869.50     | 8,869.50               |
| STLUCIE-Equities Sawgrass | 92343V104  | VERIZON COMMUNICATIONS ORD       | NA         | NA           | NA             | 1,910.00      | 11/02/2018  | ---      | 110,321.79 | 0.00         | 0.00            | 2,616.51                 | 112,938.30   | 112,938.30             |
| STLUCIE-Equities Sawgrass | 92343V104  | VERIZON COMMUNICATIONS ORD       | NA         | NA           | NA             | 3,820.00      | 12/12/2018  | ---      | 222,901.97 | 0.00         | 0.00            | 2,974.63                 | 225,876.60   | 225,876.60             |
| STLUCIE-Equities Sawgrass | 92343V104  | VERIZON COMMUNICATIONS ORD       | NA         | NA           | NA             | 540.00        | 11/17/2018  | ---      | 30,847.50  | 0.00         | 0.00            | 1,082.70                 | 31,930.20    | 31,930.20              |
| STLUCIE-Equities Sawgrass | 92343X100  | VERINT SYSTEMS ORD               | NA         | NA           | NA             | 50.00         | 09/10/2018  | ---      | 2,510.23   | 0.00         | 0.00            | 482.77                   | 2,993.00     | 2,993.00               |
| STLUCIE-Equities Sawgrass | 92343X100  | VERINT SYSTEMS ORD               | NA         | NA           | NA             | 25.00         | 09/11/2018  | ---      | 1,271.86   | 0.00         | 0.00            | 224.64                   | 1,496.50     | 1,496.50               |
| STLUCIE-Equities Sawgrass | 92343X100  | VERINT SYSTEMS ORD               | NA         | NA           | NA             | 35.00         | 02/08/2019  | ---      | 1,769.47   | 0.00         | 0.00            | 325.63                   | 2,095.10     | 2,095.10               |
| STLUCIE-Equities Sawgrass | 92343X100  | VERINT SYSTEMS ORD               | NA         | NA           | NA             | 30.00         | 02/20/2019  | ---      | 1,559.03   | 0.00         | 0.00            | 236.77                   | 1,795.80     | 1,795.80               |
| STLUCIE-Equities Sawgrass | 92343X100  | VERINT SYSTEMS ORD               | NA         | NA           | NA             | 55.00         | 04/01/2019  | ---      | 3,195.30   | 0.00         | 0.00            | 97.00                    | 3,292.30     | 3,292.30               |
| STLUCIE-Equities Sawgrass | 92345Y106  | VERISK ANALYTICS ORD             | NA         | NA           | NA             | 350.00        | 08/09/2017  | ---      | 28,962.64  | 0.00         | 0.00            | 17,587.36                | 46,550.00    | 46,550.00              |

ST. LUCIE COUNTY BOARD OF COUNTY COMMISSIONERS  
 INVESTMENT PORTFOLIO  
 AS OF March 31, 2019

| Account                   | Identifier  | Description               | S&P Rating | Fitch Rating | Moody's Rating | Current Units | Settle Date | Final Maturity | Book Value    | Interest Due | Accrued Balance | Net Unrealized Gain/Loss | Market Value  | Market Value + Accrued |
|---------------------------|-------------|---------------------------|------------|--------------|----------------|---------------|-------------|----------------|---------------|--------------|-----------------|--------------------------|---------------|------------------------|
| STLUCIE-Equities Sawgrass | 92345Y106   | VERISK ANALYTICS ORD      | NA         | NA           | NA             | 40.00         | 02/28/2018  | ---            | 4,136.05      | 0.00         | 0.00            | 1,183.95                 | 5,320.00      | 5,320.00               |
| STLUCIE-Equities Sawgrass | 92345Y106   | VERISK ANALYTICS ORD      | NA         | NA           | NA             | 1,630.00      | 11/20/2018  | ---            | 201,992.53    | 0.00         | 0.00            | 14,797.47                | 216,790.00    | 216,790.00             |
| STLUCIE-Equities Sawgrass | 92345Y106   | VERISK ANALYTICS ORD      | NA         | NA           | NA             | 660.00        | 12/13/2018  | ---            | 76,236.01     | 0.00         | 0.00            | 11,543.99                | 87,780.00     | 87,780.00              |
| STLUCIE-Equities Sawgrass | 92345Y106   | VERISK ANALYTICS ORD      | NA         | NA           | NA             | 580.00        | 12/17/2018  | ---            | 67,009.60     | 0.00         | 0.00            | 10,130.40                | 77,140.00     | 77,140.00              |
| STLUCIE-Equities Sawgrass | 925550105   | VIAVI SOLUTIONS ORD       | NA         | NA           | NA             | 190.00        | 02/08/2019  | ---            | 2,242.30      | 0.00         | 0.00            | 109.90                   | 2,352.20      | 2,352.20               |
| STLUCIE-Equities Sawgrass | 925550105   | VIAVI SOLUTIONS ORD       | NA         | NA           | NA             | 475.00        | 02/20/2019  | ---            | 5,974.93      | 0.00         | 0.00            | (94.43)                  | 5,880.50      | 5,880.50               |
| STLUCIE-Equities Sawgrass | 92827P102   | VIRTUSA ORD               | NA         | NA           | NA             | 70.00         | 04/01/2019  | ---            | 3,699.42      | 0.00         | 0.00            | 42.08                    | 3,741.50      | 3,741.50               |
| STLUCIE-Equities Sawgrass | 929236107   | WD-40 ORD                 | NA         | NA           | NA             | 15.00         | 05/02/2018  | ---            | 1,971.90      | 0.00         | 0.00            | 569.70                   | 2,541.60      | 2,541.60               |
| STLUCIE-Equities Sawgrass | 929236107   | WD-40 ORD                 | NA         | NA           | NA             | 10.00         | 08/13/2018  | ---            | 1,663.90      | 0.00         | 0.00            | 30.50                    | 1,694.40      | 1,694.40               |
| STLUCIE-Equities Sawgrass | 942749102   | WATTS INDUSTRIES CL A ORD | NA         | NA           | NA             | 50.00         | 03/11/2019  | ---            | 3,949.26      | 0.00         | 0.00            | 91.74                    | 4,041.00      | 4,041.00               |
| STLUCIE-Equities Sawgrass | 949746101   | WELLS FARGO ORD           | NA         | NA           | NA             | 1,300.00      | 07/22/2016  | ---            | 62,904.53     | 0.00         | 0.00            | (88.53)                  | 62,816.00     | 62,816.00              |
| STLUCIE-Equities Sawgrass | 949746101   | WELLS FARGO ORD           | NA         | NA           | NA             | 500.00        | 12/08/2016  | ---            | 27,249.95     | 0.00         | 0.00            | (3,089.95)               | 24,160.00     | 24,160.00              |
| STLUCIE-Equities Sawgrass | 949746101   | WELLS FARGO ORD           | NA         | NA           | NA             | 275.00        | 12/09/2016  | ---            | 14,968.22     | 0.00         | 0.00            | (1,680.22)               | 13,288.00     | 13,288.00              |
| STLUCIE-Equities Sawgrass | 949746101   | WELLS FARGO ORD           | NA         | NA           | NA             | 275.00        | 12/12/2016  | ---            | 15,444.00     | 0.00         | 0.00            | (2,156.00)               | 13,288.00     | 13,288.00              |
| STLUCIE-Equities Sawgrass | 978097103   | WOLVERINE WORLD WIDE ORD  | NA         | NA           | NA             | 65.00         | 12/11/2017  | ---            | 1,933.38      | 6.50         | 0.00            | 389.07                   | 2,322.45      | 2,322.45               |
| STLUCIE-Equities Sawgrass | 978097103   | WOLVERINE WORLD WIDE ORD  | NA         | NA           | NA             | 80.00         | 08/13/2018  | ---            | 3,026.42      | 8.00         | 0.00            | (168.02)                 | 2,858.40      | 2,858.40               |
| STLUCIE-Equities Sawgrass | 978097103   | WOLVERINE WORLD WIDE ORD  | NA         | NA           | NA             | 80.00         | 02/15/2019  | ---            | 3,094.49      | 8.00         | 0.00            | (236.09)                 | 2,858.40      | 2,858.40               |
| STLUCIE-Equities Sawgrass | 978097103   | WOLVERINE WORLD WIDE ORD  | NA         | NA           | NA             | 65.00         | 02/20/2019  | ---            | 2,567.47      | 6.50         | 0.00            | (245.02)                 | 2,322.45      | 2,322.45               |
| STLUCIE-Equities Sawgrass | G29183103   | EATON ORD                 | NA         | NA           | NA             | 650.00        | 01/14/2019  | ---            | 45,568.77     | 0.00         | 0.00            | 6,795.23                 | 52,364.00     | 52,364.00              |
| STLUCIE-Equities Sawgrass | US98974P100 | ZIX ORD                   | NA         | NA           | NA             | 530.00        | 12/03/2018  | ---            | 3,625.41      | 0.00         | 0.00            | 20.99                    | 3,646.40      | 3,646.40               |
| STLUCIE-Equities Sawgrass | US98974P100 | ZIX ORD                   | NA         | NA           | NA             | 155.00        | 02/08/2019  | ---            | 1,214.70      | 0.00         | 0.00            | (148.30)                 | 1,066.40      | 1,066.40               |
| STLUCIE-Equities Sawgrass | 464287630   | ISHARES:RUSS 2000 VL ETF  | NA         | NA           | NA             | 2,570.00      | 12/08/2016  | ---            | 299,918.74    | 0.00         | 0.00            | 8,224.26                 | 308,143.00    | 308,143.00             |
| STLUCIE-Equities Sawgrass | 46429B689   | ISHARES:EDGE MSCI MVEAFE  | NA         | NA           | NA             | 8,887.00      | 07/22/2016  | ---            | 592,762.90    | 0.00         | 0.00            | 47,101.10                | 639,864.00    | 639,864.00             |
| STLUCIE-Equities Sawgrass | 46429B689   | ISHARES:EDGE MSCI MVEAFE  | NA         | NA           | NA             | 482.00        | 12/08/2016  | ---            | 29,879.08     | 0.00         | 0.00            | 4,824.92                 | 34,704.00     | 34,704.00              |
| STLUCIE-Equities Sawgrass | 46429B689   | ISHARES:EDGE MSCI MVEAFE  | NA         | NA           | NA             | 320.00        | 05/30/2018  | ---            | 23,632.00     | 0.00         | 0.00            | (592.00)                 | 23,040.00     | 23,040.00              |
| STLUCIE-Equities Sawgrass | 922042775   | VANGUARD FTSE XUS ETF     | NA         | NA           | NA             | 16,496.00     | 12/08/2016  | ---            | 727,473.60    | 0.00         | 0.00            | 99,800.80                | 827,274.40    | 827,274.40             |
| STLUCIE-Equities Sawgrass | 922042775   | VANGUARD FTSE XUS ETF     | NA         | NA           | NA             | 540.00        | 05/30/2018  | ---            | 29,314.93     | 0.00         | 0.00            | (2,233.93)               | 27,081.00     | 27,081.00              |
| STLUCIE-Equities Sawgrass | 922042858   | VANGUARD EM ST I ETF      | NA         | NA           | NA             | 3,250.00      | 12/08/2016  | ---            | 117,259.68    | 0.00         | 0.00            | 20,865.32                | 138,125.00    | 138,125.00             |
| STLUCIE-Equities Sawgrass | 922042858   | VANGUARD EM ST I ETF      | NA         | NA           | NA             | 560.00        | 12/14/2016  | ---            | 20,572.05     | 0.00         | 0.00            | 3,227.95                 | 23,800.00     | 23,800.00              |
| STLUCIE-Equities Sawgrass | 922042858   | VANGUARD EM ST I ETF      | NA         | NA           | NA             | 130.00        | 05/30/2018  | ---            | 5,869.50      | 0.00         | 0.00            | (344.50)                 | 5,525.00      | 5,525.00               |
|                           |             |                           |            |              |                |               |             |                | 11,332,561.51 | 4,771.03     | 0.00            | 1,280,034.86             | 12,612,596.37 | 12,612,596.37          |

267,999,488.40 24,592.18 569,900.10 1,783,163.40 269,782,651.79 270,352,551.89