



JOSEPH E. SMITH · CLERK OF THE CIRCUIT COURT · ST. LUCIE COUNTY

August 5, 2019

The Honorable Linda Bartz, Chair
St. Lucie County Board of County Commissioners
2300 Virginia Avenue
Fort Pierce, Florida 34982

Re: Investment Report for Quarter Ending June 30, 2019

Dear Chair Bartz,

I am pleased to share with you the 3rd Quarter Investment Report for fiscal year 2019.

The Investment Report includes the following:

- Investment Summary
- Portfolio Diversification, Maturity Distribution, Issuer Concentration and Top 10 Holdings charts
- Investment Portfolio Detail

All investment activities were in compliance with the bid process as outlined in the Investment Policy. All of the investment categories and portfolio composition percentages are in accordance with the Investment Policy approved by the Board of County Commissioners.

The information is provided to you, the Honorable Members of the Board of County Commissioners and the Investment Committee as required by the Investment Policy. Please do not hesitate to contact our office should you have questions.

Cordially,

Joseph E. Smith
Clerk of the Circuit Court

Enclosures
August 5, 2019
The Honorable Linda Bartz, Chair

cc:
District 1 Commissioner, Chris Dzadoovsky
District 2 Commissioner, Sean Mitchell
District 4 Commissioner, Frannie Hutchinson
District 5 Commissioner, Cathy Townsend
Howard Tipton, County Administrator
Dan McIntyre, County Attorney
Jennifer Hill, OMB Director
Investment Committee Members
Budget Committee Members

**ST LUCIE COUNTY, FLORIDA
BOARD OF COUNTY COMMISSIONERS
INVESTMENT SUMMARY
AS OF JUNE 30, 2019**

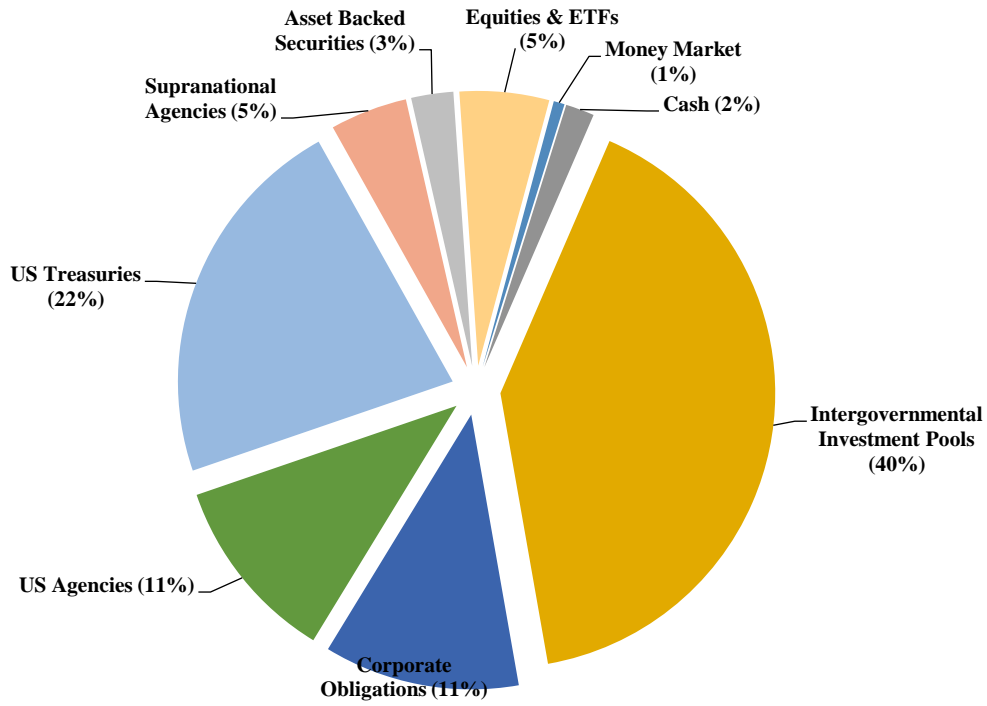
Portfolio Composition	Dollars Invested	Market Value Plus Accrued	Percentage of Total Portfolio	Maximum Allowable Percentage
<i>CASH</i>	\$ 4,261,555	\$ 4,261,555	2%	25%
<i>MONEY MARKET</i>	1,633,370	1,633,370	1%	80%
<i>INTERGOVERNMENTAL INVESTMENT POOLS</i>	102,873,622	102,873,622	40%	40%
<i>CORPORATE OBLIGATIONS</i>	28,663,960	29,055,399	11%	25%
<i>US AGENCIES</i>	27,431,002	27,820,033	11%	50%
<i>US TREASURIES</i>	54,728,466	55,930,241	22%	75%
<i>SUPRANATIONAL AGENCIES</i>	11,321,195	11,481,160	5%	25%
<i>ASSET BACKED SECURITIES</i>	6,158,748	6,251,095	3%	10%
<i>EQUITIES and EXCHANGE TRADED FUNDS</i>	11,552,924	13,291,512	5%	10%
TOTAL INVESTMENTS	\$ 248,624,842	\$ 252,597,987	100%	

Cash and Fixed Income Summary	
Risk Metric	Value
Cash	\$4,261,555
Money Market Fund	\$104,506,992
Fixed Income	\$130,537,928
Years to Final Maturity	1.729
Book Yield (1)	1.552%
Yield (2)	1.950%
Average Credit Rating	AA-/Aa3/AA-

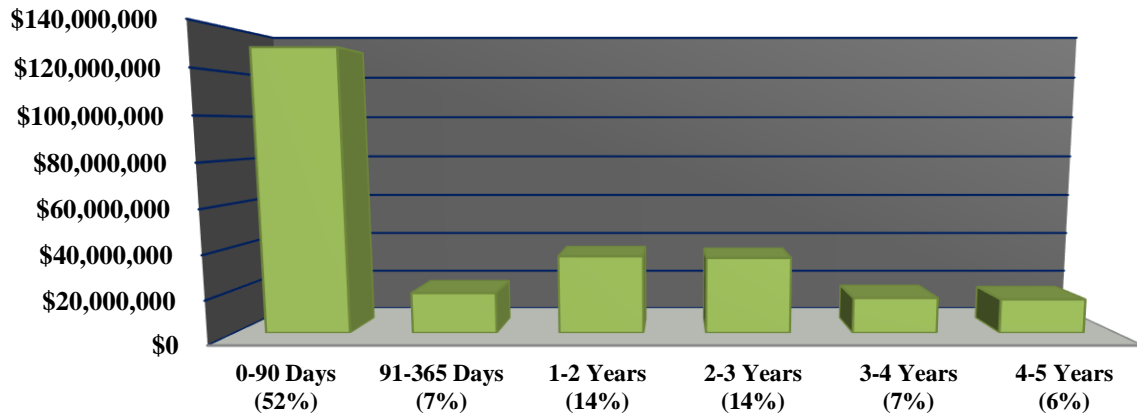
(1) Book Yield - Book yield (purchase yield) is the rate that all future cash flows discounted to the book value. This is a projected return at time of purchase.

(2) Yield - Yield (current yield) is a bond's annual return on its annual coupon payments and current market price.

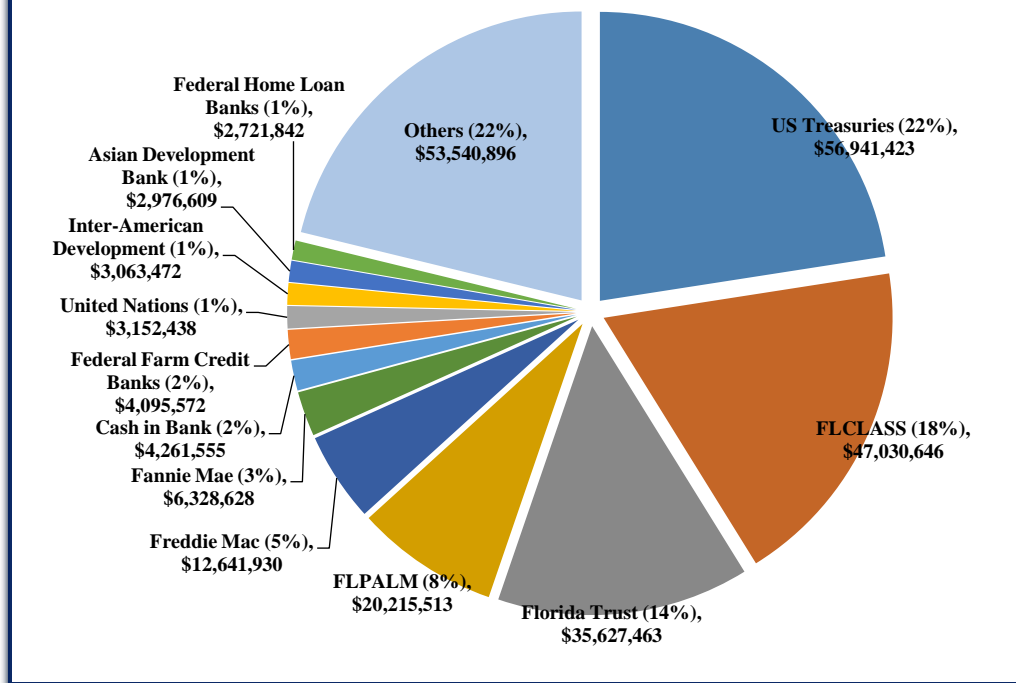
Portfolio Diversification



Maturity Distribution



Issuer Concentration



Top Ten Holdings

Rank	Issuer Name	Book Value	Market Value Plus Accrued	% of Market Plus Accrued
1	US Treasuries	\$ 55,702,753	\$ 56,941,423	22%
2	FLCLASS	47,030,646	47,030,646	18%
3	Florida Trust	35,627,463	35,627,463	14%
4	FLPALM	20,215,513	20,215,513	8%
5	Freddie Mac	12,478,954	12,641,930	5%
6	Fannie Mae	6,217,941	6,328,628	3%
7	Cash Deposits	4,261,555	4,261,555	2%
8	Federal Farm Credit Banks	4,063,215	4,095,572	2%
9	United Nations	3,104,760	3,152,438	1%
10	Inter-American Development Bank	3,023,601	3,063,472	1%
Total		\$ 191,726,401	\$ 193,358,640	76%

**ST. LUCIE COUNTY BOARD OF COUNTY COMMISSIONERS
INVESTMENT PORTFOLIO
AS OF JUNE 30, 2019**

Account	Identifier	Description	S&P Rating	Fitch Rating	Moody's Rating	Current Units	Settle Date	Final Maturity	Book Value	Interest Due	Accrued Balance	Net Unrealized Gain/Loss	Market Value	Market Value + Accrued
STLUCIE-Equities Sawgrass	037833100	APPLE ORD	NA	NA	NA	430.00	11/29/2018	---	74,890.95	0.00	0.00	10,214.65	85,105.60	85,105.60
STLUCIE-Equities Sawgrass	037833100	APPLE ORD	NA	NA	NA	560.00	05/31/2019	---	99,084.16	0.00	0.00	11,751.04	110,835.20	110,835.20
STLUCIE-Equities Sawgrass	04247X102	ARMSTRONG WORLD INDUSTRIES ORD	NA	NA	NA	10.00	02/08/2019	---	681.90	0.00	0.00	290.10	972.00	972.00
STLUCIE-Equities Sawgrass	04247X102	ARMSTRONG WORLD INDUSTRIES ORD	NA	NA	NA	50.00	02/15/2019	---	3,469.83	0.00	0.00	1,390.17	4,860.00	4,860.00
STLUCIE-Equities Sawgrass	04247X102	ARMSTRONG WORLD INDUSTRIES ORD	NA	NA	NA	50.00	02/28/2019	---	3,733.00	0.00	0.00	1,127.00	4,860.00	4,860.00
STLUCIE-Equities Sawgrass	04247X102	ARMSTRONG WORLD INDUSTRIES ORD	NA	NA	NA	25.00	03/26/2019	---	1,876.15	0.00	0.00	553.85	2,430.00	2,430.00
STLUCIE-Equities Sawgrass	04247X102	ARMSTRONG WORLD INDUSTRIES ORD	NA	NA	NA	50.00	05/13/2019	---	4,328.15	0.00	0.00	531.85	4,860.00	4,860.00
STLUCIE-Equities Sawgrass	04247X102	ARMSTRONG WORLD INDUSTRIES ORD	NA	NA	NA	30.00	05/23/2019	---	2,668.58	0.00	0.00	247.42	2,916.00	2,916.00
STLUCIE-Equities Sawgrass	042735100	ARROW ELECTRONICS ORD	NA	NA	NA	525.00	08/03/2017	---	42,731.69	0.00	0.00	(5,314.94)	37,416.75	37,416.75
STLUCIE-Equities Sawgrass	042735100	ARROW ELECTRONICS ORD	NA	NA	NA	275.00	08/04/2017	---	22,398.50	0.00	0.00	(2,799.25)	19,599.25	19,599.25
STLUCIE-Equities Sawgrass	043436104	ASBURY AUTOMOTIVE GROUP ORD	NA	NA	NA	20.00	06/27/2018	---	1,460.83	0.00	0.00	225.97	1,686.80	1,686.80
STLUCIE-Equities Sawgrass	043436104	ASBURY AUTOMOTIVE GROUP ORD	NA	NA	NA	40.00	08/27/2018	---	3,038.34	0.00	0.00	335.26	3,373.60	3,373.60
STLUCIE-Equities Sawgrass	043436104	ASBURY AUTOMOTIVE GROUP ORD	NA	NA	NA	30.00	02/22/2019	---	2,195.30	0.00	0.00	334.90	2,530.20	2,530.20
STLUCIE-Equities Sawgrass	043436104	ASBURY AUTOMOTIVE GROUP ORD	NA	NA	NA	50.00	04/26/2019	---	3,990.05	0.00	0.00	226.95	4,217.00	4,217.00
STLUCIE-Equities Sawgrass	043436104	ASBURY AUTOMOTIVE GROUP ORD	NA	NA	NA	40.00	05/03/2019	---	3,195.23	0.00	0.00	178.37	3,373.60	3,373.60
STLUCIE-Equities Sawgrass	043436104	ASBURY AUTOMOTIVE GROUP ORD	NA	NA	NA	50.00	05/06/2019	---	3,964.38	0.00	0.00	252.62	4,217.00	4,217.00
STLUCIE-Equities Sawgrass	043436104	ASBURY AUTOMOTIVE GROUP ORD	NA	NA	NA	30.00	05/23/2019	---	2,361.37	0.00	0.00	168.83	2,530.20	2,530.20
STLUCIE-Equities Sawgrass	043436104	ASBURY AUTOMOTIVE GROUP ORD	NA	NA	NA	10.00	07/01/2019	---	835.60	0.00	0.00	7.80	843.40	843.40
STLUCIE-Equities Sawgrass	047649108	ATKORE INTERNATIONAL GROUP ORD	NA	NA	NA	170.00	10/22/2018	---	3,964.01	0.00	0.00	433.89	4,397.90	4,397.90
STLUCIE-Equities Sawgrass	047649108	ATKORE INTERNATIONAL GROUP ORD	NA	NA	NA	146.00	01/16/2019	---	3,233.21	0.00	0.00	543.81	3,777.02	3,777.02
STLUCIE-Equities Sawgrass	047649108	ATKORE INTERNATIONAL GROUP ORD	NA	NA	NA	130.00	04/23/2019	---	3,145.62	0.00	0.00	217.48	3,363.10	3,363.10
STLUCIE-Equities Sawgrass	047649108	ATKORE INTERNATIONAL GROUP ORD	NA	NA	NA	130.00	04/26/2019	---	3,259.84	0.00	0.00	103.26	3,363.10	3,363.10
STLUCIE-Equities Sawgrass	047649108	ATKORE INTERNATIONAL GROUP ORD	NA	NA	NA	90.00	05/23/2019	---	2,244.72	0.00	0.00	83.58	2,328.30	2,328.30
STLUCIE-Equities Sawgrass	047649108	ATKORE INTERNATIONAL GROUP ORD	NA	NA	NA	120.00	06/13/2019	---	2,991.65	0.00	0.00	112.75	3,104.40	3,104.40
STLUCIE-Equities Sawgrass	053332102	AUTOZONE ORD	NA	NA	NA	125.00	07/19/2018	---	86,819.12	0.00	0.00	50,614.63	137,433.75	137,433.75
STLUCIE-Equities Sawgrass	053332102	AUTOZONE ORD	NA	NA	NA	130.00	12/31/2018	---	106,892.53	0.00	0.00	36,038.57	142,931.10	142,931.10
STLUCIE-Equities Sawgrass	053332102	AUTOZONE ORD	NA	NA	NA	90.00	03/06/2019	---	82,962.35	0.00	0.00	15,989.95	98,952.30	98,952.30
STLUCIE-Equities Sawgrass	053332102	AUTOZONE ORD	NA	NA	NA	8.00	04/08/2019	---	8,338.16	0.00	0.00	457.60	8,795.76	8,795.76
STLUCIE-Equities Sawgrass	05591B109	BMC HOLDINGS ORD	NA	NA	NA	200.00	05/06/2019	---	4,422.60	0.00	0.00	(182.60)	4,240.00	4,240.00
STLUCIE-Equities Sawgrass	05591B109	BMC HOLDINGS ORD	NA	NA	NA	135.00	05/09/2019	---	3,065.65	0.00	0.00	(203.65)	2,862.00	2,862.00
STLUCIE-Equities Sawgrass	05591B109	BMC HOLDINGS ORD	NA	NA	NA	130.00	05/31/2019	---	2,648.75	0.00	0.00	107.25	2,756.00	2,756.00
STLUCIE-Equities Sawgrass	05625108	BADGER METER ORD	NA	NA	NA	35.00	12/03/2018	---	1,938.00	0.00	0.00	151.15	2,089.15	2,089.15
STLUCIE-Equities Sawgrass	060505104	BANK OF AMERICA ORD	NA	NA	NA	3,750.00	07/22/2016	---	53,587.50	0.00	0.00	55,162.50	108,750.00	108,750.00
STLUCIE-Equities Sawgrass	060505104	BANK OF AMERICA ORD	NA	NA	NA	1,575.00	12/08/2016	---	34,476.75	0.00	0.00	11,198.25	45,675.00	45,675.00
STLUCIE-Equities Sawgrass	060505104	BANK OF AMERICA ORD	NA	NA	NA	925.00	12/09/2016	---	20,257.32	0.00	0.00	6,567.68	26,825.00	26,825.00
STLUCIE-Equities Sawgrass	084670702	BERKSHIRE HATHWAY CL B ORD	NA	NA	NA	320.00	07/22/2016	---	46,945.05	0.00	0.00	21,269.35	68,214.40	68,214.40
STLUCIE-Equities Sawgrass	084670702	BERKSHIRE HATHWAY CL B ORD	NA	NA	NA	200.00	12/08/2016	---	31,988.00	0.00	0.00	10,646.00	42,634.00	42,634.00
STLUCIE-Equities Sawgrass	084670702	BERKSHIRE HATHWAY CL B ORD	NA	NA	NA	100.00	12/09/2016	---	16,029.00	0.00	0.00	5,288.00	21,317.00	21,317.00
STLUCIE-Equities Sawgrass	09247X101	BLACKROCK ORD	NA	NA	NA	175.00	07/22/2016	---	62,344.50	0.00	0.00	19,783.00	82,127.50	82,127.50
STLUCIE-Equities Sawgrass	09247X101	BLACKROCK ORD	NA	NA	NA	75.00	12/08/2016	---	28,195.37	0.00	0.00	7,002.13	35,197.50	35,197.50
STLUCIE-Equities Sawgrass	09247X101	BLACKROCK ORD	NA	NA	NA	50.00	12/09/2016	---	18,624.48	0.00	0.00	4,840.52	23,465.00	23,465.00
STLUCIE-Equities Sawgrass	100557107	BOSTON BEER CL A ORD	NA	NA	NA	5.00	07/01/2019	---	1,815.65	0.00	0.00	73.15	1,888.80	1,888.80
STLUCIE-Equities Sawgrass	104674106	BRADY NONVOTING CL A ORD	NA	NA	NA	95.00	12/31/2018	---	3,943.87	0.00	0.00	741.53	4,685.40	4,685.40
STLUCIE-Equities Sawgrass	104674106	BRADY NONVOTING CL A ORD	NA	NA	NA	55.00	02/08/2019	---	2,512.40	0.00	0.00	200.20	2,712.60	2,712.60
STLUCIE-Equities Sawgrass	104674106	BRADY NONVOTING CL A ORD	NA	NA	NA	100.00	05/03/2019	---	4,864.28	0.00	0.00	67.72	4,932.00	4,932.00
STLUCIE-Equities Sawgrass	104674106	BRADY NONVOTING CL A ORD	NA	NA	NA	80.00	05/13/2019	---	3,868.10	0.00	0.00	77.50	3,945.60	3,945.60
STLUCIE-Equities Sawgrass	109194100	BRIGHT HORIZONS FAMILY SOLUTIONS ORD	NA	NA	NA	25.00	10/29/2018	---	2,835.75	0.00	0.00	936.00	3,771.75	3,771.75
STLUCIE-Equities Sawgrass	109194100	BRIGHT HORIZONS FAMILY SOLUTIONS ORD	NA	NA	NA	30.00	11/09/2018	---	3,550.20	0.00	0.00	975.90	4,526.10	4,526.10
STLUCIE-Equities Sawgrass	109194100	BRIGHT HORIZONS FAMILY SOLUTIONS ORD	NA	NA	NA	20.00	11/15/2018	---	2,378.36	0.00	0.00	639.04	3,017.40	3,017.40
STLUCIE-Equities Sawgrass	109194100	BRIGHT HORIZONS FAMILY SOLUTIONS ORD	NA	NA	NA	30.00	11/23/2018	---	3,540.15	0.00	0.00	985.95	4,526.10	4,526.10
STLUCIE-Equities Sawgrass	109194100	BRIGHT HORIZONS FAMILY SOLUTIONS ORD	NA	NA	NA	40.00	12/03/2018	---	4,879.38	0.00	0.00	1,155.42	6,034.80	6,034.80
STLUCIE-Equities Sawgrass	109194100	BRIGHT HORIZONS FAMILY SOLUTIONS ORD	NA	NA	NA	20.00	02/15/2019	---	2,430.90	0.00	0.00	586.50	3,017.40	3,017.40
STLUCIE-Equities Sawgrass	109194100	BRIGHT HORIZONS FAMILY SOLUTIONS ORD	NA	NA	NA	20.00	04/01/2019	---	2,509.45	0.00	0.00	507.95	3,017.40	3,017.40
STLUCIE-Equities Sawgrass	109696104	BRINK'S ORD	NA	NA	NA	25.00	03/26/2019	---	1,920.44	0.00	0.00	109.06	2,029.50	2,029.50
STLUCIE-Equities Sawgrass	109696104	BRINK'S ORD	NA	NA	NA	50.00	06/27/2019	---	4,047.81	0.00	0.00	11.19	4,059.00	4,059.00

ST. LUCIE COUNTY BOARD OF COUNTY COMMISSIONERS
 INVESTMENT PORTFOLIO
 AS OF JUNE 30, 2019

Account	Identifier	Description	S&P Rating	Fitch Rating	Moody's Rating	Current Units	Settle Date	Final Maturity	Book Value	Interest Due	Accrued Balance	Net Unrealized Gain/Loss	Market Value	Market Value + Accrued
STLUCIE-Equities Sawgrass	50212V100	LPL FINANCIAL HOLDINGS ORD	NA	NA	NA	20.00	02/26/2018	---	1,276.93	0.00	0.00	354.47	1,631.40	1,631.40
STLUCIE-Equities Sawgrass	50212V100	LPL FINANCIAL HOLDINGS ORD	NA	NA	NA	40.00	03/16/2018	---	2,610.65	0.00	0.00	652.15	3,262.80	3,262.80
STLUCIE-Equities Sawgrass	50212V100	LPL FINANCIAL HOLDINGS ORD	NA	NA	NA	70.00	03/27/2018	---	4,279.81	0.00	0.00	1,430.09	5,709.90	5,709.90
STLUCIE-Equities Sawgrass	50212V100	LPL FINANCIAL HOLDINGS ORD	NA	NA	NA	40.00	01/08/2019	---	2,470.76	0.00	0.00	792.04	3,262.80	3,262.80
STLUCIE-Equities Sawgrass	50212V100	LPL FINANCIAL HOLDINGS ORD	NA	NA	NA	40.00	01/14/2019	---	2,634.66	0.00	0.00	628.14	3,262.80	3,262.80
STLUCIE-Equities Sawgrass	50212V100	LPL FINANCIAL HOLDINGS ORD	NA	NA	NA	45.00	02/08/2019	---	3,457.04	0.00	0.00	113.61	3,670.65	3,670.65
STLUCIE-Equities Sawgrass	50212V100	LPL FINANCIAL HOLDINGS ORD	NA	NA	NA	10.00	03/04/2019	---	752.40	0.00	0.00	63.30	815.70	815.70
STLUCIE-Equities Sawgrass	50212V100	LPL FINANCIAL HOLDINGS ORD	NA	NA	NA	30.00	03/07/2019	---	2,282.88	0.00	0.00	164.22	2,447.10	2,447.10
STLUCIE-Equities Sawgrass	50212V100	LPL FINANCIAL HOLDINGS ORD	NA	NA	NA	180.00	05/07/2019	---	2,545.95	0.00	0.00	(98.85)	2,447.10	2,447.10
STLUCIE-Equities Sawgrass	516544103	LANTHEUS HOLDINGS ORD	NA	NA	NA	30.00	04/01/2019	---	4,412.56	0.00	0.00	681.44	5,094.00	5,094.00
STLUCIE-Equities Sawgrass	516544103	LANTHEUS HOLDINGS ORD	NA	NA	NA	80.00	05/09/2019	---	2,083.83	0.00	0.00	180.17	2,264.00	2,264.00
STLUCIE-Equities Sawgrass	516544103	LANTHEUS HOLDINGS ORD	NA	NA	NA	135.00	06/18/2019	---	3,606.74	0.00	0.00	213.76	3,820.50	3,820.50
STLUCIE-Equities Sawgrass	520776105	LAWSON PRODUCTS ORD	NA	NA	NA	50.00	07/01/2019	---	1,752.05	0.00	0.00	84.45	1,836.50	1,836.50
STLUCIE-Equities Sawgrass	52603B107	LENDINGTREE ORD	NA	NA	NA	5.00	07/01/2019	---	2,088.75	0.00	0.00	11.40	2,100.15	2,100.15
STLUCIE-Equities Sawgrass	535219109	LINDBLAD EXPEDITIONS HOLDINGS ORD	NA	NA	NA	230.00	03/11/2019	---	3,443.08	0.00	0.00	685.42	4,128.50	4,128.50
STLUCIE-Equities Sawgrass	535219109	LINDBLAD EXPEDITIONS HOLDINGS ORD	NA	NA	NA	160.00	05/31/2019	---	2,633.60	0.00	0.00	238.40	2,872.00	2,872.00
STLUCIE-Equities Sawgrass	535219109	LINDBLAD EXPEDITIONS HOLDINGS ORD	NA	NA	NA	210.00	06/07/2019	---	3,496.56	0.00	0.00	272.94	3,769.50	3,769.50
STLUCIE-Equities Sawgrass	535219109	LINDBLAD EXPEDITIONS HOLDINGS ORD	NA	NA	NA	200.00	06/13/2019	---	3,285.02	0.00	0.00	304.98	3,590.00	3,590.00
STLUCIE-Equities Sawgrass	535219109	LINDBLAD EXPEDITIONS HOLDINGS ORD	NA	NA	NA	265.00	06/18/2019	---	4,697.63	0.00	0.00	59.12	4,756.75	4,756.75
STLUCIE-Equities Sawgrass	535219109	LINDBLAD EXPEDITIONS HOLDINGS ORD	NA	NA	NA	170.00	06/20/2019	---	2,933.35	0.00	0.00	118.15	3,051.50	3,051.50
STLUCIE-Equities Sawgrass	53505B101	M I HOMES ORD	NA	NA	NA	90.00	05/06/2019	---	2,605.83	0.00	0.00	(37.23)	2,568.60	2,568.60
STLUCIE-Equities Sawgrass	53505B101	M I HOMES ORD	NA	NA	NA	35.00	05/09/2019	---	1,008.68	0.00	0.00	(9.78)	998.90	998.90
STLUCIE-Equities Sawgrass	54563104	MANTECH INTERNATIONAL CL A ORD	NA	NA	NA	31.00	06/11/2019	---	3,170.50	0.00	0.00	122.00	3,292.50	3,292.50
STLUCIE-Equities Sawgrass	5685A102	MARATHON PETROLEUM ORD	NA	NA	NA	420.75	12/08/2016	---	19,567.80	0.00	0.00	3,943.71	23,511.51	23,511.51
STLUCIE-Equities Sawgrass	5685A102	MARATHON PETROLEUM ORD	NA	NA	NA	233.75	12/09/2016	---	11,121.25	0.00	0.00	1,940.70	13,061.95	13,061.95
STLUCIE-Equities Sawgrass	5685A102	MARATHON PETROLEUM ORD	NA	NA	NA	320.85	07/22/2016	---	13,217.38	0.00	0.00	4,711.63	17,929.01	17,929.01
STLUCIE-Equities Sawgrass	5685A102	MARATHON PETROLEUM ORD	NA	NA	NA	407.65	01/05/2018	---	25,461.43	0.00	0.00	(2,681.87)	22,779.57	22,779.57
STLUCIE-Equities Sawgrass	57636Q104	MASTERCARD CL A ORD	NA	NA	NA	31.00	11/23/2018	---	5,782.85	0.00	0.00	2,417.58	8,200.43	8,200.43
STLUCIE-Equities Sawgrass	577933104	MAXIMUS ORD	NA	NA	NA	60.00	06/11/2019	---	4,506.92	0.00	0.00	(154.52)	4,352.40	4,352.40
STLUCIE-Equities Sawgrass	577933104	MAXIMUS ORD	NA	NA	NA	50.00	06/27/2019	---	3,674.20	0.00	0.00	(47.20)	3,627.00	3,627.00
STLUCIE-Equities Sawgrass	579780206	MCCORMICK ORD	NA	NA	NA	90.00	02/28/2018	---	9,679.62	0.00	0.00	4,271.28	13,950.90	13,950.90
STLUCIE-Equities Sawgrass	579780206	MCCORMICK ORD	NA	NA	NA	160.00	03/13/2018	---	17,581.68	0.00	0.00	7,219.92	24,801.60	24,801.60
STLUCIE-Equities Sawgrass	579780206	MCCORMICK ORD	NA	NA	NA	460.00	05/22/2018	---	47,428.30	0.00	0.00	23,876.30	71,304.60	71,304.60
STLUCIE-Equities Sawgrass	579780206	MCCORMICK ORD	NA	NA	NA	710.00	06/18/2019	---	111,525.52	0.00	0.00	(1,468.42)	110,057.10	110,057.10
STLUCIE-Equities Sawgrass	580135101	MCDONALD'S ORD	NA	NA	NA	140.00	10/23/2018	---	23,382.07	0.00	0.00	5,690.33	29,072.40	29,072.40
STLUCIE-Equities Sawgrass	580135101	MCDONALD'S ORD	NA	NA	NA	530.00	10/23/2018	---	88,916.03	0.00	0.00	21,143.77	110,059.80	110,059.80
STLUCIE-Equities Sawgrass	580135101	MCDONALD'S ORD	NA	NA	NA	540.00	11/02/2018	---	95,523.57	0.00	0.00	16,612.83	112,136.40	112,136.40
STLUCIE-Equities Sawgrass	580135101	MCDONALD'S ORD	NA	NA	NA	700.00	12/12/2018	---	43,994.62	0.00	0.00	15,829.24	145,362.00	145,362.00
STLUCIE-Equities Sawgrass	580589109	MCGRATH RENT ORD	NA	NA	NA	240.00	12/18/2018	---	43,994.62	0.00	0.00	5,843.78	49,838.40	49,838.40
STLUCIE-Equities Sawgrass	58506Q109	MEDPACE HOLDINGS ORD	NA	NA	NA	50.00	05/06/2019	---	3,182.20	0.00	0.00	(74.70)	3,107.50	3,107.50
STLUCIE-Equities Sawgrass	58506Q109	MEDPACE HOLDINGS ORD	NA	NA	NA	25.00	11/15/2018	---	1,457.10	0.00	0.00	178.40	1,635.50	1,635.50
STLUCIE-Equities Sawgrass	589378108	MERCURY SYSTEMS ORD	NA	NA	NA	45.00	02/20/2019	---	3,148.27	0.00	0.00	(204.37)	2,943.90	2,943.90
STLUCIE-Equities Sawgrass	589378108	MERCURY SYSTEMS ORD	NA	NA	NA	45.00	02/20/2019	---	2,874.30	0.00	0.00	291.45	3,165.75	3,165.75
STLUCIE-Equities Sawgrass	59001A102	MERITAGE HOMES ORD	NA	NA	NA	40.00	03/26/2019	---	2,532.00	0.00	0.00	282.00	2,814.00	2,814.00
STLUCIE-Equities Sawgrass	594918104	MICROSOFT ORD	NA	NA	NA	40.00	05/31/2019	---	2,796.70	0.00	0.00	17.30	2,814.00	2,814.00
STLUCIE-Equities Sawgrass	594918104	MICROSOFT ORD	NA	NA	NA	45.00	06/11/2019	---	2,356.44	0.00	0.00	(46.14)	2,310.30	2,310.30
STLUCIE-Equities Sawgrass	610236101	MONRO ORD	NA	NA	NA	12.00	05/14/2019	---	1,491.96	0.00	0.00	129.61	1,621.57	1,621.57
STLUCIE-Equities Sawgrass	610236101	MONRO ORD	NA	NA	NA	25.00	03/11/2019	---	1,946.01	0.00	0.00	186.49	2,132.50	2,132.50
STLUCIE-Equities Sawgrass	610236101	MONRO ORD	NA	NA	NA	20.00	03/26/2019	---	1,706.55	0.00	0.00	105.45	1,812.00	1,812.00
STLUCIE-Equities Sawgrass	629209305	NMI HOLDINGS CL A ORD	NA	NA	NA	15.00	06/11/2019	---	1,329.00	0.00	0.00	(49.50)	1,279.50	1,279.50
STLUCIE-Equities Sawgrass	637372202	NATIONAL RESEARCH ORD	NA	NA	NA	45.00	07/01/2019	---	4,714.26	0.00	0.00	3.60	4,717.86	4,717.86
STLUCIE-Equities Sawgrass	637372202	NATIONAL RESEARCH ORD	NA	NA	NA	120.00	03/11/2019	---	945.53	3.99	0.00	263.86	1,209.39	1,209.39
STLUCIE-Equities Sawgrass	637372202	NATIONAL RESEARCH ORD	NA	NA	NA	79.00	05/14/2019	---	3,554.09	15.01	0.00	995.52	4,549.61	4,549.61
STLUCIE-Equities Sawgrass	64049M209	NEOGENOMICS ORD	NA	NA	NA	200.00	12/03/2018	---	3,329.24	0.00	0.00	1,058.76	4,388.00	4,388.00
STLUCIE-Equities Sawgrass	64049M209	NEOGENOMICS ORD	NA	NA	NA	85.00	02/08/2019	---	1,437.02	0.00	0.00	427.88	1,864.90	1,864.90

ST. LUCIE COUNTY BOARD OF COUNTY COMMISSIONERS
INVESTMENT PORTFOLIO
AS OF JUNE 30, 2019

Account	Identifier	Description	S&P Rating	Fitch Rating	Moody's Rating	Current Units	Settle Date	Maturity	Book Value	Interest Due	Accrued Balance	Net Unrealized Gain/Loss	Market Value	Market Value + Accrued
STLUCIE-Equities Sawgrass	64049M209	NEOGENOMICS ORD	NA	NA	NA	175.00	04/01/2019	---	3,414.57	0.00	0.00	424.93	3,839.50	3,839.50
STLUCIE-Equities Sawgrass	64049M209	NEOGENOMICS ORD	NA	NA	NA	90.00	05/07/2019	---	2,074.29	0.00	0.00	(99.69)	1,974.60	1,974.60
STLUCIE-Equities Sawgrass	65342T106	NI HOLDINGS ORD	NA	NA	NA	310.00	07/01/2019	---	5,481.39	0.00	0.00	(22.29)	5,459.10	5,459.10
STLUCIE-Equities Sawgrass	67000B104	NOVANTA ORD	NA	NA	NA	5.00	03/05/2018	---	279.72	0.00	0.00	191.78	471.50	471.50
STLUCIE-Equities Sawgrass	67000B104	NOVANTA ORD	NA	NA	NA	15.00	11/13/2018	---	1,161.92	0.00	0.00	232.58	1,414.50	1,414.50
STLUCIE-Equities Sawgrass	67000B104	NOVANTA ORD	NA	NA	NA	50.00	01/14/2019	---	3,366.83	0.00	0.00	1,348.17	4,715.00	4,715.00
STLUCIE-Equities Sawgrass	67000B104	NOVANTA ORD	NA	NA	NA	60.00	01/24/2019	---	4,040.32	0.00	0.00	1,617.68	5,658.00	5,658.00
STLUCIE-Equities Sawgrass	67000B104	NOVANTA ORD	NA	NA	NA	40.00	03/26/2019	---	3,316.78	0.00	0.00	455.22	3,772.00	3,772.00
STLUCIE-Equities Sawgrass	68213N109	OMNICELL ORD	NA	NA	NA	30.00	11/13/2018	---	2,202.22	0.00	0.00	378.68	2,580.90	2,580.90
STLUCIE-Equities Sawgrass	68213N109	OMNICELL ORD	NA	NA	NA	50.00	11/15/2018	---	3,503.72	0.00	0.00	797.78	4,301.50	4,301.50
STLUCIE-Equities Sawgrass	68213N109	OMNICELL ORD	NA	NA	NA	50.00	11/23/2018	---	3,566.97	0.00	0.00	734.53	4,301.50	4,301.50
STLUCIE-Equities Sawgrass	68213N109	OMNICELL ORD	NA	NA	NA	40.00	12/03/2018	---	3,060.40	0.00	0.00	380.80	3,441.20	3,441.20
STLUCIE-Equities Sawgrass	68213N109	OMNICELL ORD	NA	NA	NA	20.00	02/20/2019	---	1,642.17	0.00	0.00	78.43	1,720.60	1,720.60
STLUCIE-Equities Sawgrass	68213N109	OMNICELL ORD	NA	NA	NA	10.00	03/26/2019	---	809.57	0.00	0.00	50.73	860.30	860.30
STLUCIE-Equities Sawgrass	68213N109	OMNICELL ORD	NA	NA	NA	50.00	04/05/2019	---	4,025.17	0.00	0.00	276.33	4,301.50	4,301.50
STLUCIE-Equities Sawgrass	68213N109	OMNICELL ORD	NA	NA	NA	40.00	05/13/2019	---	3,270.46	0.00	0.00	170.74	3,441.20	3,441.20
STLUCIE-Equities Sawgrass	68213N109	OMNICELL ORD	NA	NA	NA	40.00	05/13/2019	---	3,270.46	0.00	0.00	170.74	3,441.20	3,441.20
STLUCIE-Equities Sawgrass	68389X105	ORACLE ORD	NA	NA	NA	1,475.00	07/22/2016	---	60,848.62	0.00	0.00	23,182.13	84,030.75	84,030.75
STLUCIE-Equities Sawgrass	68389X105	ORACLE ORD	NA	NA	NA	400.00	12/08/2016	---	15,572.00	0.00	0.00	7,216.00	22,788.00	22,788.00
STLUCIE-Equities Sawgrass	68389X105	ORACLE ORD	NA	NA	NA	225.00	12/09/2016	---	8,797.46	0.00	0.00	4,020.79	12,818.25	12,818.25
STLUCIE-Equities Sawgrass	68389X105	ORACLE ORD	NA	NA	NA	1,590.00	12/08/2016	---	61,978.20	0.00	0.00	28,604.10	90,582.30	90,582.30
STLUCIE-Equities Sawgrass	68389X105	ORACLE ORD	NA	NA	NA	770.00	07/28/2017	---	39,385.27	0.00	0.00	4,481.63	43,866.90	43,866.90
STLUCIE-Equities Sawgrass	68389X105	ORACLE ORD	NA	NA	NA	480.00	02/28/2018	---	24,583.25	0.00	0.00	2,762.35	27,345.60	27,345.60
STLUCIE-Equities Sawgrass	68389X105	ORACLE ORD	NA	NA	NA	1,540.00	03/22/2018	---	72,243.56	0.00	0.00	15,490.24	87,733.80	87,733.80
STLUCIE-Equities Sawgrass	69351T106	PPL ORD	NA	NA	NA	1,675.00	09/22/2017	---	65,592.83	690.94	0.00	(13,651.08)	51,941.75	51,941.75
STLUCIE-Equities Sawgrass	69351T106	PPL ORD	NA	NA	NA	1,200.00	11/27/2017	---	43,268.64	495.00	0.00	(6,056.64)	37,212.00	37,212.00
STLUCIE-Equities Sawgrass	69351T106	PPL ORD	NA	NA	NA	500.00	07/19/2018	---	14,302.55	206.25	0.00	1,202.45	15,505.00	15,505.00
STLUCIE-Equities Sawgrass	69351T106	PPL ORD	NA	NA	NA	550.00	10/19/2018	---	17,070.68	226.87	0.00	(15.18)	17,055.50	17,055.50
STLUCIE-Equities Sawgrass	704326107	PAYCHEX ORD	NA	NA	NA	540.00	06/01/2018	---	35,807.13	0.00	0.00	8,629.47	44,436.60	44,436.60
STLUCIE-Equities Sawgrass	704326107	PAYCHEX ORD	NA	NA	NA	550.00	06/26/2018	---	38,618.64	0.00	0.00	6,640.86	45,259.50	45,259.50
STLUCIE-Equities Sawgrass	704326107	PAYCHEX ORD	NA	NA	NA	950.00	07/11/2018	---	66,501.52	0.00	0.00	11,673.98	78,175.50	78,175.50
STLUCIE-Equities Sawgrass	71375U101	PERFICIENT ORD	NA	NA	NA	670.00	07/31/2018	---	47,637.07	0.00	0.00	7,497.23	55,134.30	55,134.30
STLUCIE-Equities Sawgrass	71375U101	PERFICIENT ORD	NA	NA	NA	10.00	06/26/2018	---	270.95	0.00	0.00	72.25	343.20	343.20
STLUCIE-Equities Sawgrass	71375U101	PERFICIENT ORD	NA	NA	NA	80.00	07/03/2018	---	2,125.58	0.00	0.00	620.02	2,745.60	2,745.60
STLUCIE-Equities Sawgrass	71375U101	PERFICIENT ORD	NA	NA	NA	110.00	07/20/2018	---	2,987.34	0.00	0.00	787.86	3,775.20	3,775.20
STLUCIE-Equities Sawgrass	71375U101	PERFICIENT ORD	NA	NA	NA	100.00	08/10/2018	---	2,787.92	0.00	0.00	644.08	3,432.00	3,432.00
STLUCIE-Equities Sawgrass	71375U101	PERFICIENT ORD	NA	NA	NA	60.00	08/28/2018	---	1,690.43	0.00	0.00	368.77	2,059.20	2,059.20
STLUCIE-Equities Sawgrass	71375U101	PERFICIENT ORD	NA	NA	NA	130.00	09/07/2018	---	3,900.44	0.00	0.00	561.16	4,461.60	4,461.60
STLUCIE-Equities Sawgrass	71375U101	PERFICIENT ORD	NA	NA	NA	150.00	02/15/2019	---	4,025.01	0.00	0.00	1,122.99	5,148.00	5,148.00
STLUCIE-Equities Sawgrass	71375U101	PERFICIENT ORD	NA	NA	NA	110.00	04/01/2019	---	3,028.67	0.00	0.00	368.77	3,775.20	3,775.20
STLUCIE-Equities Sawgrass	71375U101	PERFICIENT ORD	NA	NA	NA	140.00	04/05/2019	---	3,894.51	0.00	0.00	910.29	4,804.80	4,804.80
STLUCIE-Equities Sawgrass	71375U101	PERFICIENT ORD	NA	NA	NA	110.00	04/23/2019	---	3,102.24	0.00	0.00	672.96	3,775.20	3,775.20
STLUCIE-Equities Sawgrass	71375U101	PERFICIENT ORD	NA	NA	NA	90.00	05/07/2019	---	2,960.60	0.00	0.00	3,088.80	3,088.80	3,088.80
STLUCIE-Equities Sawgrass	71377A103	PERFORMANCE FOOD GROUP ORD	NA	NA	NA	75.00	02/08/2019	---	2,847.83	0.00	0.00	154.42	3,002.25	3,002.25
STLUCIE-Equities Sawgrass	71377A103	PERFORMANCE FOOD GROUP ORD	NA	NA	NA	138.00	04/08/2019	---	5,444.10	0.00	0.00	80.04	5,524.14	5,524.14
STLUCIE-Equities Sawgrass	71377A103	PERFORMANCE FOOD GROUP ORD	NA	NA	NA	120.00	05/03/2019	---	4,926.89	0.00	0.00	(123.29)	4,803.60	4,803.60
STLUCIE-Equities Sawgrass	71377A103	PERFORMANCE FOOD GROUP ORD	NA	NA	NA	90.00	05/31/2019	---	3,577.04	0.00	0.00	25.66	3,602.70	3,602.70
STLUCIE-Equities Sawgrass	71377A103	PERFORMANCE FOOD GROUP ORD	NA	NA	NA	70.00	06/13/2019	---	2,844.12	0.00	0.00	(42.02)	2,802.10	2,802.10
STLUCIE-Equities Sawgrass	717081103	PFIZER ORD	NA	NA	NA	1,825.00	01/09/2017	---	60,425.39	0.00	0.00	18,633.61	79,059.00	79,059.00
STLUCIE-Equities Sawgrass	717081103	PFIZER ORD	NA	NA	NA	825.00	01/05/2018	---	30,250.19	0.00	0.00	5,488.81	35,739.00	35,739.00
STLUCIE-Equities Sawgrass	74144T108	T ROWE PRICE GROUP ORD	NA	NA	NA	1,175.00	05/05/2017	---	83,637.91	0.00	0.00	45,271.34	128,909.25	128,909.25
STLUCIE-Equities Sawgrass	742718109	PROCTER & GAMBLE ORD	NA	NA	NA	700.00	07/22/2016	---	60,269.51	0.00	0.00	16,485.49	76,755.00	76,755.00
STLUCIE-Equities Sawgrass	742718109	PROCTER & GAMBLE ORD	NA	NA	NA	275.00	12/08/2016	---	22,754.24	0.00	0.00	7,399.51	30,153.75	30,153.75
STLUCIE-Equities Sawgrass	742718109	PROCTER & GAMBLE ORD	NA	NA	NA	175.00	12/09/2016	---	14,533.51	0.00	0.00	4,655.24	19,188.75	19,188.75
STLUCIE-Equities Sawgrass	742718109	PROCTER & GAMBLE ORD	NA	NA	NA	300.00	07/25/2018	---	23,633.55	0.00	0.00	9,261.45	32,895.00	32,895.00
STLUCIE-Equities Sawgrass	759916109	REPLIGEN ORD	NA	NA	NA	40.00	06/11/2019	---	3,010.00	0.00	0.00	428.00	3,438.00	3,438.00
STLUCIE-Equities Sawgrass	759916109	REPLIGEN ORD	NA	NA	NA	30.00	07/01/2019	---	2,499.60	0.00	0.00	78.90	2,578.50	2,578.50
STLUCIE-Equities Sawgrass	760759100	REPUBLIC SERVICES ORD	NA	NA	NA	889.00	06/08/2018	---	60,689.45	333.38	0.00	16,333.51	77,022.96	77,022.96

ST. LUCIE COUNTY BOARD OF COUNTY COMMISSIONERS
INVESTMENT PORTFOLIO
AS OF JUNE 30, 2019

Account	Identifier	Description	S&P Rating	Fitch Rating	Moody's Rating	Current Units	Settle Date	Maturity	Book Value	Interest Due	Accrued Balance	Net Unrealized Gain/Loss	Market Value	Market Value + Accrued
STLUCIE-Equities Sawgrass	760759100	REPUBLIC SERVICES ORD	NA	NA	NA	80.00	08/22/2018	---	5,973.60	30.00	0.00	957.60	6,931.20	6,931.20
STLUCIE-Equities Sawgrass	760759100	REPUBLIC SERVICES ORD	NA	NA	NA	60.00	08/30/2018	---	4,389.00	22.50	0.00	809.40	5,198.40	5,198.40
STLUCIE-Equities Sawgrass	760759100	REPUBLIC SERVICES ORD	NA	NA	NA	25.00	05/14/2019	---	2,063.75	9.38	0.00	102.25	2,166.00	2,166.00
STLUCIE-Equities Sawgrass	78463M107	SPS COMMERCE ORD	NA	NA	NA	40.00	11/13/2018	---	3,859.44	0.00	0.00	27.55	4,088.40	4,088.40
STLUCIE-Equities Sawgrass	78463M107	SPS COMMERCE ORD	NA	NA	NA	5.00	11/14/2018	---	483.50	0.00	0.00	27.55	511.05	511.05
STLUCIE-Equities Sawgrass	78463M107	SPS COMMERCE ORD	NA	NA	NA	20.00	02/15/2019	---	2,153.84	0.00	0.00	(109.64)	2,044.20	2,044.20
STLUCIE-Equities Sawgrass	78463M107	SPS COMMERCE ORD	NA	NA	NA	25.00	02/20/2019	---	2,708.01	0.00	0.00	(152.76)	2,555.25	2,555.25
STLUCIE-Equities Sawgrass	806857108	SCHLUMBERGER ORD	NA	NA	NA	425.00	07/22/2016	---	33,855.59	212.50	0.00	(16,966.09)	16,889.50	16,889.50
STLUCIE-Equities Sawgrass	806857108	SCHLUMBERGER ORD	NA	NA	NA	250.00	12/08/2016	---	21,185.00	125.00	0.00	(11,250.00)	9,935.00	9,935.00
STLUCIE-Equities Sawgrass	806857108	SCHLUMBERGER ORD	NA	NA	NA	150.00	12/09/2016	---	10,518.75	62.50	0.00	(5,551.25)	4,967.50	4,967.50
STLUCIE-Equities Sawgrass	806857108	SCHLUMBERGER ORD	NA	NA	NA	400.00	06/11/2018	---	27,826.92	200.00	0.00	(11,930.92)	15,896.00	15,896.00
STLUCIE-Equities Sawgrass	806857108	SCHLUMBERGER ORD	NA	NA	NA	175.00	04/17/2019	---	8,158.24	87.50	0.00	(1,203.74)	6,954.50	6,954.50
STLUCIE-Equities Sawgrass	827048109	SILGAN HOLDINGS ORD	NA	NA	NA	100.00	06/11/2019	---	3,039.00	0.00	0.00	21.00	3,060.00	3,060.00
STLUCIE-Equities Sawgrass	846511103	SPARK ENERGY CL A ORD	NA	NA	NA	670.00	07/01/2019	---	7,391.11	0.00	0.00	106.19	7,497.30	7,497.30
STLUCIE-Equities Sawgrass	858586100	STEPAN ORD	NA	NA	NA	30.00	03/11/2019	---	2,710.09	0.00	0.00	47.21	2,757.30	2,757.30
STLUCIE-Equities Sawgrass	86272C103	STRATEGIC EDUCATION ORD	NA	NA	NA	35.00	12/03/2018	---	4,742.03	0.00	0.00	1,487.97	6,230.00	6,230.00
STLUCIE-Equities Sawgrass	86272C103	STRATEGIC EDUCATION ORD	NA	NA	NA	30.00	04/01/2019	---	3,958.91	0.00	0.00	1,381.09	5,340.00	5,340.00
STLUCIE-Equities Sawgrass	86272C103	STRATEGIC EDUCATION ORD	NA	NA	NA	30.00	04/05/2019	---	4,066.00	0.00	0.00	1,274.00	5,340.00	5,340.00
STLUCIE-Equities Sawgrass	872540109	TIX ORD	NA	NA	NA	610.00	03/13/2018	---	25,129.31	0.00	0.00	7,127.49	32,256.80	32,256.80
STLUCIE-Equities Sawgrass	872540109	TIX ORD	NA	NA	NA	244.00	06/04/2018	---	10,978.78	0.00	0.00	1,923.94	12,902.72	12,902.72
STLUCIE-Equities Sawgrass	872540109	TIX ORD	NA	NA	NA	1,320.00	08/22/2018	---	1,014.50	0.00	0.00	43.10	1,057.60	1,057.60
STLUCIE-Equities Sawgrass	872540109	TIX ORD	NA	NA	NA	20.00	11/02/2018	---	72,312.31	0.00	0.00	(2,510.71)	69,801.60	69,801.60
STLUCIE-Equities Sawgrass	872540109	TIX ORD	NA	NA	NA	69.00	04/08/2019	---	3,735.66	0.00	0.00	3,648.72	3,648.72	3,648.72
STLUCIE-Equities Sawgrass	87612E106	TARGET ORD	NA	NA	NA	1,400.00	01/23/2019	---	98,777.84	0.00	0.00	22,476.16	121,254.00	121,254.00
STLUCIE-Equities Sawgrass	88162G103	TETRA TECH ORD	NA	NA	NA	65.00	06/11/2019	---	4,783.07	0.00	0.00	322.68	5,105.75	5,105.75
STLUCIE-Equities Sawgrass	902494103	TYSON FOODS CL A ORD	NA	NA	NA	1,550.00	01/25/2019	---	93,914.50	0.00	0.00	31,232.50	125,147.00	125,147.00
STLUCIE-Equities Sawgrass	902673102	UFP TECHNOLOGIES ORD	NA	NA	NA	35.00	06/11/2019	---	1,370.69	0.00	0.00	85.66	1,456.35	1,456.35
STLUCIE-Equities Sawgrass	902973304	US BANCORP ORD	NA	NA	NA	610.00	01/09/2017	---	108,779.58	804.75	0.00	5,190.42	113,970.00	113,970.00
STLUCIE-Equities Sawgrass	907818108	UNION PACIFIC ORD	NA	NA	NA	50.00	08/07/2018	---	7,496.00	0.00	0.00	959.50	8,455.50	8,455.50
STLUCIE-Equities Sawgrass	907818108	UNION PACIFIC ORD	NA	NA	NA	10.00	08/22/2018	---	1,509.60	0.00	0.00	181.50	1,691.10	1,691.10
STLUCIE-Equities Sawgrass	907818108	UNION PACIFIC ORD	NA	NA	NA	10.00	08/30/2018	---	2,122.54	0.00	0.00	245.00	2,367.54	2,367.54
STLUCIE-Equities Sawgrass	913017109	UNITED TECHNOLOGIES ORD	NA	NA	NA	450.00	07/22/2016	---	47,587.50	0.00	0.00	11,002.50	58,590.00	58,590.00
STLUCIE-Equities Sawgrass	913017109	UNITED TECHNOLOGIES ORD	NA	NA	NA	175.00	12/08/2016	---	18,901.75	0.00	0.00	3,883.25	22,785.00	22,785.00
STLUCIE-Equities Sawgrass	913017109	UNITED TECHNOLOGIES ORD	NA	NA	NA	100.00	12/09/2016	---	10,757.00	0.00	0.00	2,263.00	13,020.00	13,020.00
STLUCIE-Equities Sawgrass	91324P102	UNITEDHEALTH GRP ORD	NA	NA	NA	150.00	07/22/2016	---	21,232.50	0.00	0.00	15,369.00	36,601.50	36,601.50
STLUCIE-Equities Sawgrass	91324P102	UNITEDHEALTH GRP ORD	NA	NA	NA	150.00	12/08/2016	---	23,567.25	0.00	0.00	13,034.25	36,601.50	36,601.50
STLUCIE-Equities Sawgrass	91324P102	UNITEDHEALTH GRP ORD	NA	NA	NA	75.00	12/09/2016	---	11,738.21	0.00	0.00	6,562.54	18,300.75	18,300.75
STLUCIE-Equities Sawgrass	91324P102	UNITEDHEALTH GRP ORD	NA	NA	NA	30.00	06/29/2018	---	7,472.22	0.00	0.00	(151.92)	7,320.30	7,320.30
STLUCIE-Equities Sawgrass	91324P102	UNITEDHEALTH GRP ORD	NA	NA	NA	20.00	07/19/2018	---	5,009.80	0.00	0.00	(129.60)	4,880.20	4,880.20
STLUCIE-Equities Sawgrass	91324P102	UNIVERSAL FOREST PRODUCTS ORD	NA	NA	NA	50.00	04/17/2019	---	11,371.50	0.00	0.00	829.00	12,200.50	12,200.50
STLUCIE-Equities Sawgrass	913543104	VERIZON COMMUNICATIONS ORD	NA	NA	NA	95.00	07/01/2019	---	3,547.30	0.00	0.00	68.40	3,615.70	3,615.70
STLUCIE-Equities Sawgrass	92343V104	VERIZON COMMUNICATIONS ORD	NA	NA	NA	2,440.00	10/29/2018	---	137,905.14	0.00	0.00	1,492.06	139,397.20	139,397.20
STLUCIE-Equities Sawgrass	92343V104	VERIZON COMMUNICATIONS ORD	NA	NA	NA	150.00	10/29/2018	---	8,494.50	0.00	0.00	75.00	8,569.50	8,569.50
STLUCIE-Equities Sawgrass	92343V104	VERIZON COMMUNICATIONS ORD	NA	NA	NA	1,910.00	11/02/2018	---	110,321.79	0.00	0.00	(1,203.49)	109,118.30	109,118.30
STLUCIE-Equities Sawgrass	92343V104	VERIZON COMMUNICATIONS ORD	NA	NA	NA	3,820.00	12/12/2018	---	222,901.97	0.00	0.00	(4,665.37)	218,236.60	218,236.60
STLUCIE-Equities Sawgrass	92343V104	VERIZON COMMUNICATIONS ORD	NA	NA	NA	540.00	12/17/2018	---	30,847.50	0.00	0.00	2.70	30,850.20	30,850.20
STLUCIE-Equities Sawgrass	92345Y106	VERISK ANALYTICS ORD	NA	NA	NA	990.00	11/20/2018	---	122,682.58	0.00	0.00	22,312.82	144,995.40	144,995.40
STLUCIE-Equities Sawgrass	92345Y106	VERISK ANALYTICS ORD	NA	NA	NA	660.00	12/13/2018	---	76,236.01	0.00	0.00	20,427.59	96,663.60	96,663.60
STLUCIE-Equities Sawgrass	92345Y106	VERISK ANALYTICS ORD	NA	NA	NA	580.00	12/17/2018	---	67,009.60	0.00	0.00	17,937.20	84,946.80	84,946.80
STLUCIE-Equities Sawgrass	92552R406	VIAD ORD	NA	NA	NA	45.00	06/11/2019	---	2,903.64	0.00	0.00	77.16	2,980.80	2,980.80
STLUCIE-Equities Sawgrass	925550105	VIAVI SOLUTIONS ORD	NA	NA	NA	190.00	02/08/2019	---	2,242.30	0.00	0.00	252.10	2,525.10	2,525.10
STLUCIE-Equities Sawgrass	925550105	VIAVI SOLUTIONS ORD	NA	NA	NA	475.00	02/20/2019	---	5,974.93	0.00	0.00	337.82	6,312.75	6,312.75
STLUCIE-Equities Sawgrass	925550105	VIAVI SOLUTIONS ORD	NA	NA	NA	370.00	05/03/2019	---	5,026.45	0.00	0.00	(109.15)	4,917.30	4,917.30
STLUCIE-Equities Sawgrass	925550105	VIAVI SOLUTIONS ORD	NA	NA	NA	200.00	05/07/2019	---	2,753.32	0.00	0.00	(95.32)	2,658.00	2,658.00
STLUCIE-Equities Sawgrass	925550105	VIAVI SOLUTIONS ORD	NA	NA	NA	270.00	05/13/2019	---	3,636.74	0.00	0.00	(48.44)	3,588.30	3,588.30
STLUCIE-Equities Sawgrass	925550105	VIAVI SOLUTIONS ORD	NA	NA	NA	230.00	06/13/2019	---	3,056.56	0.00	0.00	0.14	3,056.70	3,056.70

**ST. LUCIE COUNTY BOARD OF COUNTY COMMISSIONERS
INVESTMENT PORTFOLIO
AS OF JUNE 30, 2019**

Account	Identifier	Description	S&P Rating	Fitch Rating	Moody's Rating	Current Units	Settle Date	Final Maturity	Book Value	Interest Due	Accrued Balance	Net Unrealized Gain/Loss	Market Value	Market Value + Accrued
STLUCIE-Equities Sawgrass	925550105	VIAVI SOLUTIONS ORD	NA	NA	NA	210.00	06/20/2019	---	2,874.06	0.00	0.00	(83.16)	2,790.90	2,790.90
STLUCIE-Equities Sawgrass	925550105	VIAVI SOLUTIONS ORD	NA	NA	NA	200.00	06/21/2019	---	2,726.00	0.00	0.00	(68.00)	2,658.00	2,658.00
STLUCIE-Equities Sawgrass	942749102	WATTS INDUSTRIES CL A ORD	NA	NA	NA	50.00	03/11/2019	---	3,949.26	0.00	0.00	709.74	4,659.00	4,659.00
STLUCIE-Equities Sawgrass	95058W100	WENDYS ORD	NA	NA	NA	120.00	06/11/2019	---	2,415.31	0.00	0.00	(65.71)	2,349.60	2,349.60
STLUCIE-Equities Sawgrass	981475106	WORLD FUEL SERVICES ORD	NA	NA	NA	170.00	06/11/2019	---	5,549.48	0.00	0.00	563.72	6,113.20	6,113.20
STLUCIE-Equities Sawgrass	G29183103	EATON ORD	NA	NA	NA	650.00	01/14/2019	---	45,568.77	0.00	0.00	8,563.23	54,132.00	54,132.00
STLUCIE-Equities Sawgrass	G29183103	EATON ORD	NA	NA	NA	125.00	04/17/2019	---	10,449.35	0.00	0.00	(39.35)	10,410.00	10,410.00
STLUCIE-Equities Sawgrass	US98974P100	ZIX ORD	NA	NA	NA	205.00	12/03/2018	---	1,402.28	0.00	0.00	461.17	1,863.45	1,863.45
STLUCIE-Equities Sawgrass	US98974P100	ZIX ORD	NA	NA	NA	155.00	02/08/2019	---	1,214.70	0.00	0.00	194.25	1,408.95	1,408.95
STLUCIE-Equities Sawgrass	US98974P100	ZIX ORD	NA	NA	NA	320.00	05/07/2019	---	3,442.08	0.00	0.00	(533.28)	2,908.80	2,908.80
STLUCIE-Equities Sawgrass	464287630	ISHARES:RUSS 2000 VL ETF	NA	NA	NA	2,570.00	12/08/2016	---	299,918.74	0.00	0.00	9,766.26	309,685.00	309,685.00
STLUCIE-Equities Sawgrass	46429B689	ISHARES:EDGE MSCI MVEAFE	NA	NA	NA	8,887.00	07/22/2016	---	592,762.90	0.00	0.00	52,788.78	645,551.68	645,551.68
STLUCIE-Equities Sawgrass	46429B689	ISHARES:EDGE MSCI MVEAFE	NA	NA	NA	482.00	12/08/2016	---	29,879.08	0.00	0.00	5,133.40	35,012.48	35,012.48
STLUCIE-Equities Sawgrass	46429B689	ISHARES:EDGE MSCI MVEAFE	NA	NA	NA	320.00	05/30/2018	---	23,632.00	0.00	0.00	(387.20)	23,244.80	23,244.80
STLUCIE-Equities Sawgrass	922042775	VANGUARD FTSE XUS ETF	NA	NA	NA	16,496.00	12/08/2016	---	727,473.60	0.00	0.00	113,637.44	841,131.04	841,131.04
STLUCIE-Equities Sawgrass	922042775	VANGUARD FTSE XUS ETF	NA	NA	NA	540.00	05/30/2018	---	29,314.93	0.00	0.00	(1,780.33)	27,534.60	27,534.60
STLUCIE-Equities Sawgrass	922042858	VANGUARD EM ST I ETF	NA	NA	NA	3,250.00	12/08/2016	---	117,259.68	0.00	0.00	20,962.82	138,222.50	138,222.50
STLUCIE-Equities Sawgrass	922042858	VANGUARD EM ST I ETF	NA	NA	NA	560.00	12/14/2016	---	20,572.05	0.00	0.00	3,244.75	23,816.80	23,816.80
STLUCIE-Equities Sawgrass	922042858	VANGUARD EM ST I ETF	NA	NA	NA	130.00	05/30/2018	---	5,869.50	0.00	0.00	(340.60)	5,528.90	5,528.90
									11,552,924.24	5,271.36	0.00	1,738,587.52	13,291,511.76	13,291,511.76
TOTAL									248,624,843.65	90,037.69	588,293.97	3,384,850.88	252,009,694.52	252,597,988.49