

JOSEPH E. SMITH · CLERK OF THE CIRCUIT COURT · ST. LUCIE COUNTY

January 24, 2020

The Honorable Cathy Townsend, Chair
St. Lucie County Board of Commissioners
2300 Virginia Avenue, Third Floor
Fort Pierce, Florida 34982

Re: Investment Report for Quarter Ending December 31, 2019

Dear Cathy,

I am pleased to share with you the First Quarter Investment Report for Fiscal Year 2020.

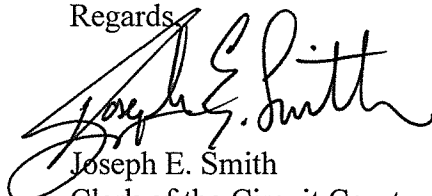
The Investment Report includes the following:

- Investment Summary
- Portfolio Diversification, Maturity Distribution, Issuer Concentration and Top 10 Holdings charts
- Investment Portfolio Detail

All investment activities were in compliance with the bid process as outlined in the Investment Policy. All of the investment categories and portfolio composition percentages are in accordance with the Investment Policy approved by the Board of County Commissioners.

The information is provided to the citizens we serve, the Investment and Budget Committees and the Honorable Members of the Board of County Commissioners, in accordance with the Investment Policy. I encourage you to contact our office should you have questions.

Regards,


Joseph E. Smith
Clerk of the Circuit Court

Enclosures

January 24, 2020

Cathy Townsend, Chair

cc:

District 1 Commissioner, Chris Dzadovsky

District 2 Commissioner, Sean Mitchell

District 3 Commissioner, Linda Bartz

District 4 Commissioner, Frannie Hutchinson

Howard Tipton, County Administrator

Dan McIntyre, County Attorney

Jennifer Hill, OMB Director

Investment Committee Members

Budget Committee Members

**ST LUCIE COUNTY, FLORIDA
BOARD OF COUNTY COMMISSIONERS
INVESTMENT SUMMARY
AS OF DECEMBER 31, 2019**

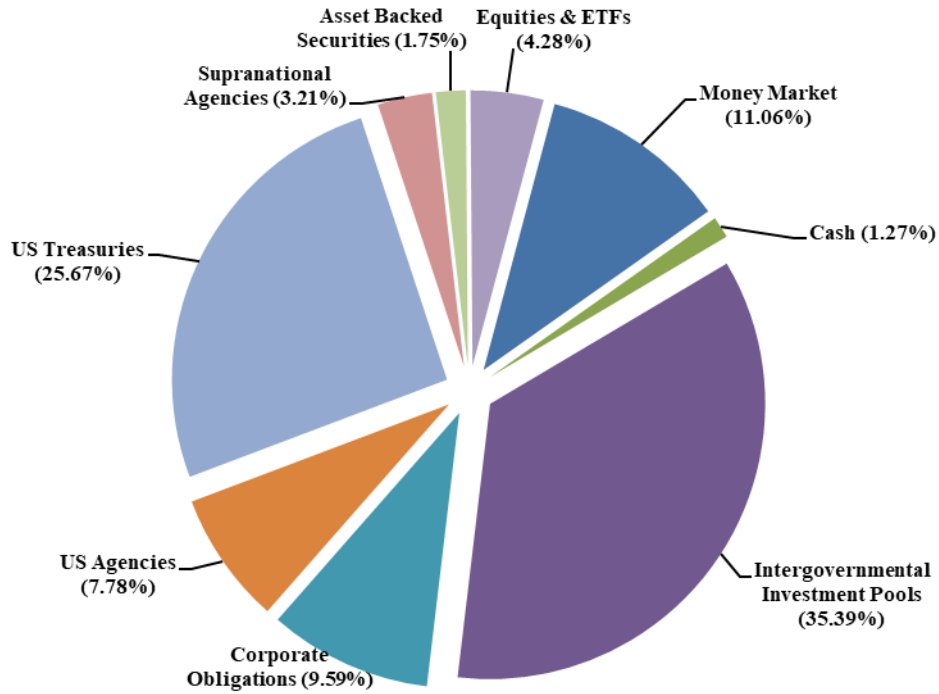
Portfolio Composition	Dollars Invested	Market Value Plus Accrued	Percentage of Total Portfolio	Maximum Allowable Percentage
<i>CASH</i>	\$ 4,261,367	\$ 4,261,367	1.27%	25%
<i>MONEY MARKET</i>	37,234,135	37,234,135	11.06%	80%
<i>INTERGOVERNMENTAL INVESTMENT POOLS</i>	119,218,347	119,218,347	35.39%	40%
<i>CORPORATE OBLIGATIONS</i>	31,767,868	32,300,125	9.59%	25%
<i>US AGENCIES</i>	25,852,174	26,194,598	7.78%	50%
<i>US TREASURIES</i>	85,573,104	86,463,495	25.67%	75%
<i>SUPRANATIONAL AGENCIES</i>	10,655,593	10,800,780	3.21%	25%
<i>ASSET BACKED SECURITIES</i>	5,821,248	5,885,880	1.75%	10%
<i>EQUITIES and EXCHANGE TRADED FUNDS</i>	12,011,657	14,419,313	4.28%	10%
TOTAL INVESTMENTS	\$ 332,395,493	\$ 336,778,040	100%	

Cash and Fixed Income Summary	
Risk Metric	Value
Cash	\$4,261,367
Money Market Fund	\$156,452,482
Fixed Income	\$161,644,877
Years to Final Maturity	1.426
Book Yield (1)	1.056%
Yield (2)	1.697%
Average Credit Rating	AA-/Aa3/AA-

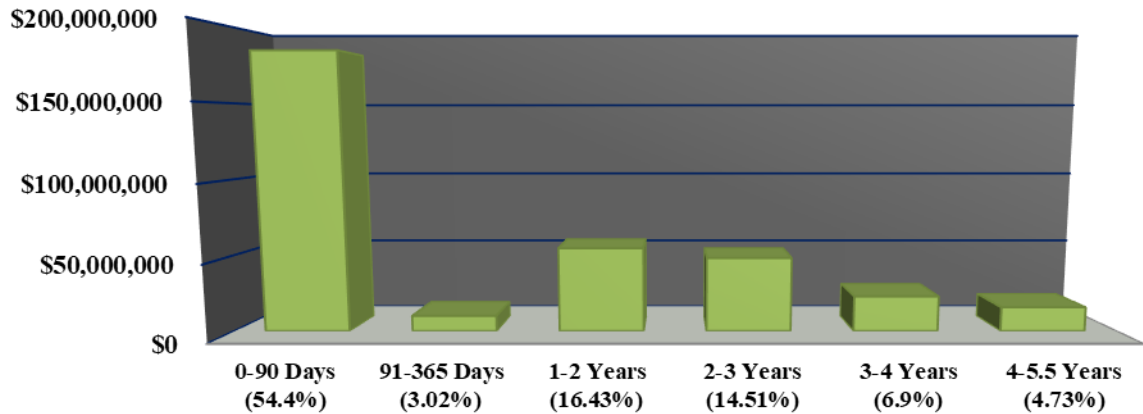
(1) Book Yield - Book yield (purchase yield) is the rate that all future cash flows discounted to the book value. This is a projected return at time of purchase.

(2) Yield - Yield (current yield) is a bond's annual return on its annual coupon payments and current market price.

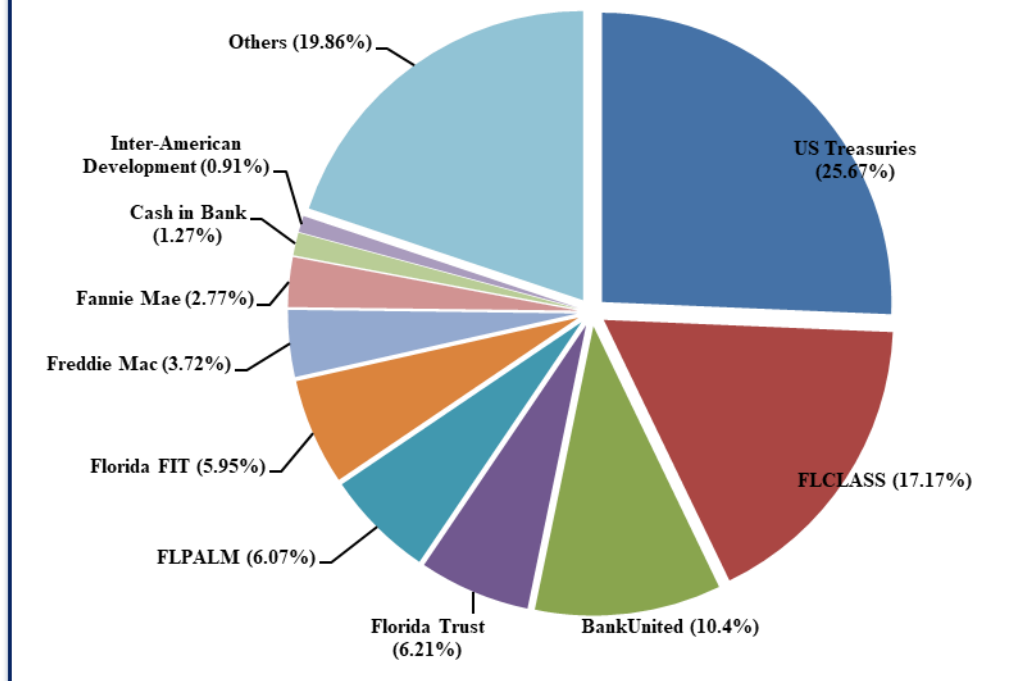
Portfolio Diversification



Maturity Distribution



Issuer Concentration



Top Ten Holdings

Rank	Issuer Name	Book Value	Market Value Plus Accrued	% of Market Plus Accrued
1	US Treasuries	\$ 85,573,104	\$ 86,463,495	25.67%
2	FLCLASS	57,834,337	57,834,337	17.17%
3	BankUnited	35,028,857	35,028,857	10.40%
4	Florida Trust	20,926,307	20,926,307	6.21%
5	FLPALM	20,434,407	20,434,407	6.07%
6	FLFIT	20,023,297	20,023,297	5.95%
7	Freddie Mac	12,408,975	12,532,872	3.72%
8	Fannie Mae	9,200,296	9,318,745	2.77%
9	Cash in Bank	4,261,367	4,261,367	1.27%
10	Inter-American Development Bank	3,023,601	3,068,021	0.91%
Total		\$ 268,714,548	\$ 269,891,705	80.14%

**ST. LUCIE COUNTY BOARD OF COUNTY COMMISSIONERS
INVESTMENT PORTFOLIO
AS OF DECEMBER 31, 2019**

Account	Identifier	Description	S&P Rating	Fitch Rating	Moody's Rating	Current Units	Settle Date	Maturity	Final Maturity	Book Value	Interest Due	Accrued Balance	Net Unrealized Gain/Loss	Market Value	Market Value + Accrued
CASH															
STLUCIE-PPM	CCYUSD	Cash	AAA	AAA	Aaa	1,502.51	---	12/31/2019	---	1,502.51	0.00	0.00	0.00	1,502.51	1,502.51
STLUCIE-Sawgrass	CCYUSD	Cash	AAA	AAA	Aaa	1,842.48	---	12/31/2019	---	1,842.48	0.00	0.00	0.00	1,842.48	1,842.48
STLUCIE-Cash Sol	CCYUSD	Cash	AAA	AAA	Aaa	6.41	---	12/31/2019	---	6.41	0.00	0.00	0.00	6.41	6.41
STLUCIE-Cash Sol	CCYUSD	Receivable	AAA	AAA	Aaa	7.63	---	12/31/2019	---	7.63	0.00	0.00	0.00	7.63	7.63
STLUCIE-CDs	CCYUSD	Cash	AAA	AAA	Aaa	4,244,659.14	---	12/31/2019	---	4,244,659.14	0.00	0.00	0.00	4,244,659.14	4,244,659.14
STLUCIE-Payden & Rygel	CCYUSD	Cash	AAA	AAA	Aaa	903.47	---	12/31/2019	---	903.47	0.00	0.00	0.00	903.47	903.47
STLUCIE-Equities Sawgrass	CCYUSD	Cash	AAA	AAA	Aaa	387.18	---	12/31/2019	---	387.18	0.00	0.00	0.00	387.18	387.18
STLUCIE-Equities Sawgrass	CCYUSD	Receivable	AAA	AAA	Aaa	12,058.22	---	12/31/2019	---	12,058.22	0.00	0.00	0.00	12,058.22	12,058.22
						4,261,367.04				4,261,367.04	0.00	0.00	0.00	4,261,367.04	4,261,367.04
MONEY MARKET															
STLucie - BankUnited	BANKUNIT	IDP Bank Holdings	NA	NA	NA	35,028,857.22	---	12/31/2019	---	35,028,857.22	0.00	0.00	0.00	35,028,857.22	35,028,857.22
STLUCIE - Valley National Bank	VALLENBK	Valley National Bank Money Market	NA	NA	NA	183,312.36	---	12/31/2019	---	183,312.36	0.00	0.00	0.00	183,312.36	183,312.36
STLUCIE-PPM	31846V443	FIRST AMER:GVT OBLG V	AAA	AAA	Aaa	5,741.46	12/31/2019	12/31/2019	---	5,741.46	0.00	0.00	0.00	5,741.46	5,741.46
STLUCIE-Sawgrass	31846V443	FIRST AMER:GVT OBLG V	AAA	AAA	Aaa	1,012,495.00	---	12/31/2019	---	1,012,495.00	0.00	0.00	0.00	1,012,495.00	1,012,495.00
STLUCIE-Cash Sol	31846V443	FIRST AMER:GVT OBLG V	AAA	AAA	Aaa	6,555.49	---	12/31/2019	---	6,555.49	7.63	0.00	0.00	6,555.49	6,555.49
STLUCIE-Payden & Rygel	31846V443	FIRST AMER:GVT OBLG V	AAA	AAA	Aaa	706,885.21	---	12/31/2019	---	706,885.21	0.00	0.00	0.00	706,885.21	706,885.21
STLUCIE-Equities Sawgrass	31846V443	FIRST AMER:GVT OBLG V	AAA	AAA	Aaa	290,288.42	---	12/31/2019	---	290,288.42	0.00	0.00	0.00	290,288.42	290,288.42
						37,234,135.16				37,234,135.16	7.63	0.00	0.00	37,234,135.16	37,234,135.16
INTERGOVERNMENTAL INVESTMENT POOLS															
St Lucie - Florida Cooperative	FLCLASS	FLORIDA LOCAL CLASS	NA	NA	NA	57,834,336.59	---	12/31/2019	---	57,834,336.59	0.00	0.00	0.00	57,834,336.59	57,834,336.59
St Lucie - FLFTT	FLFTT	FLORIDA LOCAL CLASS	NA	NA	NA	20,023,296.80	---	12/31/2019	---	20,023,296.80	0.00	0.00	0.00	20,023,296.80	20,023,296.80
STLUCIE-FL Trst	FLGIT-DAY	FLGIT Day-To-Day Fund	NA	NA	NA	20,926,306.99	---	12/31/2019	---	20,926,306.99	0.00	0.00	0.00	20,926,306.99	20,926,306.99
St Lucie - Florida Cooperative	FLPALM	Florida Education Investment Trust Fund	NA	NA	NA	20,434,406.83	---	12/31/2019	---	20,434,406.83	0.00	0.00	0.00	20,434,406.83	20,434,406.83
						119,218,347.21				119,218,347.21	0.00	0.00	0.00	119,218,347.21	119,218,347.21
CORPORATE OBLIGATIONS															
STLUCIE-Sawgrass	0258M0EB1	AMERICAN EXPRESS CREDIT CORP	A-	A	A2	1,070,000.00	10/19/2018	05/05/2021	---	1,041,666.40	0.00	3,745.00	33,491.00	1,075,157.40	1,078,902.40
STLUCIE-Sawgrass	03783AR1	APPLE INC	AA+	NA	Aa1	1,000,000.00	11/06/2018	05/06/2021	---	991,230.00	0.00	4,354.17	24,200.00	1,015,430.00	1,019,784.17
STLUCIE-Sawgrass	03783DC1	APPLE INC	AA+	NA	Aa1	300,000.00	09/12/2017	09/12/2022	---	299,646.00	0.00	1,907.50	3,378.00	303,024.00	304,931.50
STLUCIE-Sawgrass	0553FAU7	BB&T CORP	A-	A+	A3	750,000.00	10/26/2015	06/29/2020	---	764,010.00	0.00	109.38	(11,992.50)	752,017.50	752,126.88
STLUCIE-Sawgrass	0553JFAZ6	BB&T CORP	A-	A+	A3	590,000.00	10/17/2019	02/01/2021	---	591,156.40	0.00	5,285.42	519.20	591,675.60	596,961.02
STLUCIE-Sawgrass	0553FBH5	BB&T CORP	A-	A+	A3	605,000.00	10/24/2019	08/01/2024	---	612,562.50	0.00	6,386.11	405.35	612,967.85	619,353.96
STLUCIE-Sawgrass	06406FAD5	BANK OF NEW YORK MELLON CORP	A	A-	A1	1,000,000.00	04/01/2019	08/16/2023	---	975,520.00	0.00	8,250.00	34,710.00	1,010,230.00	1,018,480.00
STLUCIE-Sawgrass	06406HCZ0	BANK OF NEW YORK MELLON CORP	A	A-	A1	170,000.00	12/06/2016	02/24/2020	---	169,734.29	0.00	1,289.40	279.31	170,013.60	171,303.00
STLUCIE-Sawgrass	097023BN4	BOEING CO	A-	A	A3	1,000,000.00	05/24/2018	10/30/2022	---	957,880.00	0.00	3,727.78	46,690.00	1,004,570.00	1,008,297.78
STLUCIE-Sawgrass	17275RB0	CISCO SYSTEMS INC	AA-	NA	A1	850,000.00	09/20/2016	09/20/2021	---	849,881.00	0.00	4,411.74	705.50	850,586.50	854,998.24
STLUCIE-Sawgrass	202795HZ6	COMMONWEALTH EDISON CO	AA-	NA	A1	750,000.00	12/16/2017	09/01/2021	---	749,835.00	0.00	3,892.71	682.50	750,517.50	754,410.21
STLUCIE-Sawgrass	24422ETL3	JOHN DEERE CAPITAL CORP	A	A	A1	1,020,000.00	06/29/2017	09/01/2021	---	1,066,746.60	0.00	11,560.00	(23,307.00)	1,043,439.60	1,054,999.60
STLUCIE-Sawgrass	31677QBK4	FIFTH THIRD BANK (OHIO)	BBB+	A	A3	1,890,000.00	03/18/2019	02/23/2023	---	1,878,338.70	0.00	5,166.08	22,245.30	1,900,584.00	1,905,750.08
STLUCIE-Sawgrass	3814IGWU4	GOLDMAN SACHS GROUP INC	A-	A-	A3	1,440,000.00	06/29/2015	04/01/2020	---	1,421,611.20	0.00	8,640.00	19,396.80	1,441,008.00	1,449,648.00
STLUCIE-Sawgrass	446438RM7	HUNTINGTON NATIONAL BANK	A-	A-	A1	225,000.00	07/19/2018	12/15/2022	---	220,572.00	0.00	270.00	10,008.00	230,580.00	230,850.00
STLUCIE-Sawgrass	458140AM2	INTEL CORP	A+	A+	A1	500,000.00	12/13/2019	12/15/2022	---	511,690.00	0.00	600.00	710.00	512,400.00	513,000.00
STLUCIE-Sawgrass	458140AM2	INTEL CORP	A+	A+	A1	500,000.00	12/16/2019	12/15/2022	---	511,470.00	0.00	600.00	930.00	512,400.00	513,000.00
STLUCIE-Sawgrass	458140BB5	INTEL CORP	A+	A+	A1	630,000.00	05/11/2017	05/11/2022	---	629,615.70	0.00	2,056.25	8,725.50	638,341.20	640,397.45
STLUCIE-Sawgrass	46625HQJ2	JPMORGAN CHASE & CO	A-	A-	A2	420,000.00	06/07/2019	03/01/2021	---	420,949.20	0.00	3,570.00	2,301.60	423,250.80	426,820.80
STLUCIE-Sawgrass	48125LRN4	JPMORGAN CHASE BANK NA	A+	AA	Aa2	660,000.00	11/07/2019	04/26/2021	---	663,168.00	0.00	3,677.48	(904.20)	662,263.80	665,941.28
STLUCIE-Sawgrass	491674BE6	KENTUCKY UTILITIES CO	A-	WR	A1	700,000.00	06/07/2017	11/01/2020	---	727,090.00	0.00	3,791.67	(21,931.00)	705,159.00	708,950.67
STLUCIE-Sawgrass	49327M2G8	KEYBANK NA	A-	A-	A3	552,000.00	10/15/2015	03/16/2020	---	551,227.20	0.00	3,622.50	1,098.48	552,325.68	555,948.18
STLUCIE-Sawgrass	49327M2T0	KEYBANK NA	A-	A-	A3	425,000.00	04/16/2019	09/14/2022	---	417,639.00	0.00	2,905.35	12,078.50	429,717.50	432,622.85
STLUCIE-Sawgrass	49327M2U7	KEYBANK NA	A-	A-	A3	500,000.00	12/13/2019	09/14/2022	---	504,475.00	0.00	3,418.06	1,075.00	505,500.00	508,968.06
STLUCIE-Sawgrass	49327M2U7	KEYBANK NA	A-	A-	A3	145,000.00	03/07/2018	03/07/2023	---	144,973.90	0.00	1,549.69	5,731.85	150,705.75	152,255.44
STLUCIE-Sawgrass	55279HAJ9	MANUFACTURERS AND TRADERS TRUST CO	A	A	A3	585,000.00	03/02/2015	02/06/2020	---	584,508.60	0.00	4,948.13	497.25	585,005.85	589,953.98
STLUCIE-Sawgrass	61744YAN8	MORGAN STANLEY	BBB+	A	A3	810,000.00	06/15/2018	01/23/2023	---	789,588.00	0.00	11,109.38	43,164.90	832,752.90	843,862.28
STLUCIE-Sawgrass	61746BEC6	MORGAN STANLEY	BBB+	A	A3	690,000.00	11/15/2019	10/24/2023	---	706,111.50	0.00	4,411.86	(1,214.40)	704,897.10	709,308.96

ST. LUCIE COUNTY BOARD OF COUNTY COMMISSIONERS
INVESTMENT PORTFOLIO
AS OF DECEMBER 31, 2019

Account	Identifier	Description	S&P Rating	Fitch Rating	Moody's Rating	Current Units	Settle Date	Maturity	Final	Book Value	Interest Due	Accrued Balance	Net Unrealized Gain/Loss	Market Value	Market Value + Accrued
STLUCIE-PPM	3137BLUR7	FHMS K720 A2	AA+	AAA	Aaa	425,000.00	03/12/2019	06/25/2022		424,286.13	0.00	961.92	6,978.37	431,264.50	432,226.42
STLUCIE-Payden & Rygel	3137BMLC8	FHMS K504 A2	AA+	AAA	Aaa	120,733.75	06/01/2018	09/25/2020		120,658.29	0.00	258.17	80.29	120,738.58	120,996.75
STLUCIE-Payden & Rygel	3137BTITZ4	FHMS K724 A1	AA+	AAA	Aaa	153,897.35	07/12/2018	03/25/2023		152,863.36	0.00	356.02	2,651.46	155,514.82	155,870.83
STLUCIE-Payden & Rygel	3137BWWVE0	FHMS K725 AM	AA+	AAA	Aaa	390,000.00	06/26/2019	02/25/2024		405,051.56	0.00	1,008.80	(1,760.36)	403,291.20	404,300.00
STLUCIE-PPM	3137FBT97	FHMS K728 A1	AA+	AAA	Aaa	402,465.77	07/18/2019	10/25/2023		407,307.94	0.00	919.30	349.64	408,576.88	408,576.88
STLUCIE-PPM	3137FKK39	FHMS KP05 A	AA+	AAA	Aaa	124,141.91	12/17/2018	07/25/2023		124,141.54	0.00	331.36	2,791.08	126,932.62	127,263.97
STLUCIE-PPM	3137FQ3V3	FHMS KJ27 A1	AA+	AAA	Aaa	159,748.51	11/26/2019	07/25/2024		159,744.68	0.00	278.49	(683.08)	159,061.59	159,340.09
STLUCIE-PPM	US3137FIYA	FHMS KJ22 A1	AA+	AAA	Aaa	139,525.73	11/19/2018	05/25/2023		139,521.96	0.00	401.60	3,517.02	143,038.99	143,440.59
STLUCIE-PPM	US3137FIYA	FHMS KJ22 A1	AA+	AAA	Aaa	167,430.87	11/19/2018	05/25/2023		167,426.35	0.00	481.92	4,220.43	171,646.78	172,128.70
STLUCIE-PPM	3137AJM67	FHMS K015 A2	AA+	AAA	Aaa	407,480.63	11/09/2018	07/25/2021		406,461.93	0.00	1,096.80	6,018.49	412,480.42	413,577.22
STLUCIE-PPM	3137AJM68	FHMS K016 A2	AA+	AAA	Aaa	376,221.65	06/24/2019	10/25/2021		380,792.15	0.00	930.40	(10.69)	380,781.46	381,711.85
STLUCIE-PPM	3137ASNJ9	FHMS K019 A2	AA+	AAA	Aaa	398,612.98	03/13/2019	03/25/2022		393,350.04	0.00	754.71	7,407.47	400,757.52	401,512.23
STLUCIE-Payden & Rygel	3137ASNJ9	FHMS K019 A2	AA+	AAA	Aaa	398,612.98	06/28/2019	03/25/2022		400,761.75	0.00	754.71	(4.24)	400,757.52	401,512.23
STLUCIE-PPM	3137ATRW4	FHMS K020 A2	AA+	AAA	Aaa	435,000.00	09/09/2019	05/25/2022		441,100.20	0.00	860.21	(2,672.40)	438,427.80	439,288.01
STLUCIE-PPM	3137AUIP3	FHMS K021 A2	AA+	AAA	Aaa	425,000.00	04/02/2019	06/25/2022		424,037.11	0.00	848.58	4,524.39	428,561.50	429,410.08
STLUCIE-PPM	3137AVXN2	FHMS K022 A2	AA+	AAA	Aaa	425,000.00	08/19/2019	07/25/2022		430,179.69	0.00	834.06	(1,898.69)	428,281.00	429,115.06
STLUCIE-Payden & Rygel	3137AXHP1	FHMS K024 A2	AA+	AAA	Aaa	340,000.00	06/20/2019	09/25/2022		343,891.41	0.00	729.02	1,225.59	345,117.00	345,846.02
STLUCIE-Payden & Rygel	3137AYCE9	FHMS K025 A2	AA+	AAA	Aaa	425,000.00	06/25/2019	10/25/2022		432,769.53	0.00	949.88	(629.53)	432,140.00	433,089.88
STLUCIE-PPM	3137B3N95	FHMS K030 A1	AA+	AAA	Aaa	314,562.01	04/25/2018	09/25/2022		313,959.92	0.00	728.47	3,209.81	317,169.73	317,898.21
STLUCIE-Payden & Rygel	3137BQW66	FHMS KJ06 A	AA+	AAA	Aaa	200,000.00	08/01/2019	01/25/2023		200,656.25	0.00	378.67	383.75	201,040.00	201,418.67
STLUCIE-PPM	3137BUWM6	FHMS KJ11 A2	AA+	AAA	Aaa	123,376.80	05/14/2019	01/25/2023		124,576.83	0.00	301.45	1,411.86	125,988.68	126,290.14
STLUCIE-Payden & Rygel	31396CHB9	FHR 3047D FV	AA+	AAA	Aaa	176,817.90	05/15/2017	01/15/2035		177,094.18	0.00	160.30	56.14	177,150.32	177,310.61
STLUCIE-PPM	3136A6IA3	FNA 12M5 A2	AA+	AAA	Aaa	333,961.41	01/07/2019	02/25/2022		332,226.37	0.00	755.59	5,433.99	337,661.70	338,417.29
STLUCIE-PPM	3136ABPW7	FNA 13M1B A2	AA+	AAA	Aaa	266,428.77	09/13/2019	08/25/2022		268,479.02	0.00	525.00	(2,065.56)	268,272.46	268,797.46
STLUCIE-PPM	3136AEGQ4	FNA 13M7B A2	AA+	AAA	Aaa	247,684.23	09/09/2019	12/25/2022		250,929.14	0.00	470.60	(2,103.09)	248,826.05	249,296.65
STLUCIE-Payden & Rygel	3136B1XP4	FNA 18M5 A2	AA+	AAA	Aaa	141,867.74	04/30/2018	09/25/2021		144,689.63	0.00	420.87	(1,407.47)	143,282.16	143,703.04
STLUCIE-Payden & Rygel	3138PK45	FN AL6614	AA+	AAA	Aaa	150,303.60	12/17/2019	05/01/2028		152,135.43	0.00	313.13	137.15	152,272.58	152,585.71
STLUCIE-Payden & Rygel	3138PY2H9	FN AO7975	AA+	AAA	Aaa	190,955.47	07/24/2019	06/01/2027		195,102.79	0.00	477.39	1,600.44	196,703.23	197,180.62
STLUCIE-Payden & Rygel	3138WJDM7	FN AS8207	AA+	AAA	Aaa	238,792.01	09/17/2019	10/01/2031		242,597.77	0.00	497.48	(596.39)	242,001.38	242,498.86
STLUCIE-Payden & Rygel	3138XKZ35	FN AU1661	AA+	AAA	Aaa	168,817.78	08/19/2019	07/01/2028		171,534.69	0.00	351.70	(456.45)	171,078.25	171,429.95
STLUCIE-Payden & Rygel	3140FPBK4	FN BE3641	AA+	AAA	Aaa	147,141.66	10/17/2019	05/01/2032		151,509.92	0.00	367.85	(286.55)	151,223.37	151,591.22
STLUCIE-Payden & Rygel	31409VA6	FN BM5108	AA+	AAA	Aaa	411,172.55	11/18/2019	02/01/2033		421,773.11	0.00	1,027.93	(98.50)	421,684.61	422,673.11
STLUCIE-Payden & Rygel	31409VB4	FN BM5109	AA+	AAA	Aaa	140,186.67	12/17/2019	12/01/2032		144,107.52	0.00	350.47	117.04	144,249.28	144,599.74
STLUCIE-PPM	31418AV54	FN MA1535	AA+	AAA	Aaa	530,000.00	12/23/2019	08/01/2034		535,796.88	0.00	1,104.17	1,342.22	537,139.10	538,243.27
STLUCIE-Payden & Rygel	31418BZ33	FN MA2561	AA+	AAA	Aaa	217,059.89	04/19/2018	08/01/2023		213,871.82	0.00	361.77	3,337.84	217,209.66	217,571.43
STLUCIE-Payden & Rygel	31418CFJ8	FN MA2868	AA+	AAA	Aaa	400,142.99	12/17/2019	01/01/2032		404,019.38	0.00	833.63	757.27	404,776.65	405,610.28
STLUCIE-Payden & Rygel	31418DGG1	FN MA3798	AA+	AAA	Aaa	204,572.41	09/23/2019	10/01/2034		209,087.39	0.00	511.43	707.75	209,795.15	210,306.58
STLUCIE-PPM	31398SKA0	FNA 10M6 A2	AA+	AAA	Aaa	224,159.45	11/15/2017	09/25/2020		230,604.04	0.00	619.05	(5,227.40)	225,376.64	225,995.69
STLUCIE-Payden & Rygel	38376U591	GNR 1768F AF	AA+	AAA	Aaa	170,971.64	03/27/2018	05/20/2047		171,292.21	0.00	293.29	(488.12)	170,804.08	171,097.37
										25,852,173.58	0.00	109,409.54	233,015.08	26,085,188.65	26,194,598.20
US TREASURIES															
STLUCIE-Payden & Rygel	912796TF8	UNITED STATES TREASURY	A-1+	Fl+	P-1	130,000.00	09/16/2019	09/10/2020		127,681.45	0.00	0.00	935.35	128,616.80	128,616.80
STLUCIE-PPM	9128282P4	UNITED STATES TREASURY	AA+	AAA	Aaa	1,325,000.00	06/05/2019	07/31/2022		1,326,242.19	0.00	10,396.57	8,125.56	1,334,367.75	1,344,764.32
STLUCIE-PPM	9128282S8	UNITED STATES TREASURY	AA+	AAA	Aaa	400,000.00	10/04/2019	08/31/2022		401,125.00	0.00	2,196.43	(797.00)	400,328.00	402,524.43
STLUCIE-PPM	9128284G2	UNITED STATES TREASURY	AA+	AAA	Aaa	400,000.00	02/15/2019	04/15/2021		398,953.13	0.00	2,024.59	4,906.87	403,860.00	405,884.59
STLUCIE-Sawgrass	9128284S6	UNITED STATES TREASURY	AA+	AAA	Aaa	1,650,000.00	06/06/2018	05/31/2023		1,649,103.17	0.00	3,967.21	61,748.83	1,710,852.00	1,714,819.21
STLUCIE-Sawgrass	9128284S6	UNITED STATES TREASURY	AA+	AAA	Aaa	2,100,000.00	12/10/2018	05/31/2023		2,100,253.13	0.00	5,049.18	77,194.87	2,177,448.00	2,182,497.18
STLUCIE-PPM	9128284W7	UNITED STATES TREASURY	AA+	AAA	Aaa	140,000.00	09/07/2018	08/15/2021		140,114.84	0.00	1,454.21	2,438.76	142,553.60	144,007.81
STLUCIE-PPM	9128285L0	UNITED STATES TREASURY	AA+	AAA	Aaa	500,000.00	12/11/2018	11/15/2021		502,070.31	0.00	1,856.11	9,724.69	511,795.00	513,605.11
STLUCIE-PPM	9128285R7	UNITED STATES TREASURY	AA+	AAA	Aaa	1,395,000.00	01/10/2019	12/15/2021		1,399,849.80	0.00	1,700.87	22,827.00	1,422,676.80	1,424,377.67
STLUCIE-PPM	9128285V8	UNITED STATES TREASURY	AA+	AAA	Aaa	2,250,000.00	01/31/2019	01/15/2022		2,246,835.94	0.00	25,985.05	43,866.56	2,290,702.50	2,316,687.55
STLUCIE-PPM	9128286C9	UNITED STATES TREASURY	AA+	AAA	Aaa	1,075,000.00	03/06/2019	02/15/2022		1,073,782.23	0.00	10,151.15	21,621.27	1,095,403.50	1,105,554.65
STLUCIE-PPM	9128286M7	UNITED STATES TREASURY	AA+	AAA	Aaa	1,175,000.00	05/03/2019	04/15/2022		1,175,734.38	0.00	5,634.22	16,526.37	1,192,260.75	1,197,894.97
STLUCIE-PPM	9128287C8	UNITED STATES TREASURY	AA+	AAA	Aaa	400,000.00	08/05/2019	07/15/2022		400,656.25	0.00	3,233.70	891.75	401,548.00	404,781.70
STLUCIE-PPM	912828C57	UNITED STATES TREASURY	AA+	AAA	Aaa	1,150,000.00	03/06/2018	03/31/2021		1,143,531.25	0.00	6,574.80	15,231.75	1,158,765.00	1,165,337.80

ST. LUCIE COUNTY BOARD OF COUNTY COMMISSIONERS
INVESTMENT PORTFOLIO
AS OF DECEMBER 31, 2019

Account	Identifier	Description	S&P Rating	Fitch Rating	Moody's Rating	Current Units	Settle Date	Maturity	Final	Book Value	Interest Due	Accrued Balance	Net Unrealized Gain/Loss	Market Value	Market Value +
STLUCIE-PPM	912828D72	UNITED STATES TREASURY	AA+	AAA	Aaa	150,000.00	08/03/2018	08/31/2021		146,513.67	0.00	1,013.74	4,476.33	150,990.00	152,003.74
STLUCIE-PPM	912828D72	UNITED STATES TREASURY	AA+	AAA	Aaa	1,000,000.00	08/05/2019	08/31/2021		1,005,429.69	0.00	6,758.24	1,170.31	1,006,600.00	1,013,358.24
STLUCIE-PPM	912828H86	UNITED STATES TREASURY	AA+	AAA	Aaa	1,250,000.00	02/11/2019	01/31/2022		1,216,015.63	0.00	7,846.47	32,134.37	1,248,150.00	1,255,996.47
STLUCIE-Payden & Rygel	912828L99	UNITED STATES TREASURY	AA+	AAA	Aaa	300,000.00	12/20/2019	10/31/2020		299,308.59	0.00	702.61	1.41	299,310.00	300,012.61
STLUCIE-PPM	912828N89	UNITED STATES TREASURY	AA+	AAA	Aaa	350,000.00	01/04/2018	01/31/2021		343,041.02	0.00	2,013.93	5,989.48	349,030.50	351,044.43
STLUCIE-PPM	912828Q37	UNITED STATES TREASURY	AA+	AAA	Aaa	3,000,000.00	12/12/2019	03/31/2021		2,983,476.56	0.00	9,528.69	2,813.44	2,986,290.00	2,995,818.69
STLUCIE-PPM	912828T34	UNITED STATES TREASURY	AA+	AAA	Aaa	800,000.00	09/30/2019	09/30/2021		791,875.00	0.00	2,286.89	1,685.00	793,560.00	795,846.89
STLUCIE-PPM	912828T34	UNITED STATES TREASURY	AA+	AAA	Aaa	400,000.00	10/04/2019	09/30/2021		396,484.38	0.00	1,143.44	295.62	396,780.00	397,923.44
STLUCIE-PPM	912828T67	UNITED STATES TREASURY	AA+	AAA	Aaa	900,000.00	11/04/2019	10/31/2021		894,796.88	0.00	1,916.21	(214.88)	894,582.00	896,498.21
STLUCIE-Sawgrass	912828T91	UNITED STATES TREASURY	AA+	AAA	Aaa	1,400,000.00	12/24/2018	10/31/2023		1,332,957.81	0.00	3,875.00	65,782.19	1,398,740.00	1,402,615.00
STLUCIE-Sawgrass	912828T91	UNITED STATES TREASURY	AA+	AAA	Aaa	1,200,000.00	02/08/2019	10/31/2023		1,155,050.89	0.00	3,321.43	43,869.11	1,198,920.00	1,202,241.43
STLUCIE-PPM	912828T91	UNITED STATES TREASURY	AA+	AAA	Aaa	750,000.00	02/13/2019	10/31/2023		720,969.31	0.00	2,075.89	28,355.69	749,325.00	751,400.89
STLUCIE-PPM	912828TY6	UNITED STATES TREASURY	AA+	AAA	Aaa	3,250,000.00	12/12/2019	11/15/2022		3,247,080.08	0.00	6,819.20	5,324.92	3,252,405.00	3,259,224.20
STLUCIE-Payden & Rygel	912828TY6	UNITED STATES TREASURY	AA+	AAA	Aaa	1,274,000.00	12/02/2019	11/15/2022		1,274,447.89	0.00	2,673.13	494.87	1,274,942.76	1,277,615.89
STLUCIE-Payden & Rygel	912828TY6	UNITED STATES TREASURY	AA+	AAA	Aaa	5,920,000.00	12/10/2019	11/15/2022		5,917,687.50	0.00	12,421.43	6,693.30	5,924,380.80	5,936,802.23
STLUCIE-Sawgrass	912828U57	UNITED STATES TREASURY	AA+	AAA	Aaa	350,000.00	12/19/2018	11/30/2023		340,841.01	0.00	650.27	15,392.49	356,233.50	356,883.77
STLUCIE-Sawgrass	912828U57	UNITED STATES TREASURY	AA+	AAA	Aaa	7,000,000.00	12/12/2019	11/30/2023		7,120,585.92	0.00	13,005.46	4,084.08	7,127,670.00	7,137,675.46
STLUCIE-PPM	912828U65	UNITED STATES TREASURY	AA+	AAA	Aaa	300,000.00	10/29/2019	11/30/2021		300,539.06	0.00	459.02	387.94	300,927.00	301,386.02
STLUCIE-PPM	912828U65	UNITED STATES TREASURY	AA+	AAA	Aaa	1,500,000.00	12/04/2019	11/30/2021		1,502,695.31	0.00	2,295.08	1,939.69	1,504,635.00	1,506,930.08
STLUCIE-PPM	912828U65	UNITED STATES TREASURY	AA+	AAA	Aaa	3,000,000.00	12/12/2019	11/30/2021		3,005,273.44	0.00	4,590.16	3,996.56	3,009,270.00	3,013,860.16
STLUCIE-PPM	912828U65	UNITED STATES TREASURY	AA+	AAA	Aaa	500,000.00	12/23/2019	11/30/2021		500,996.09	0.00	765.03	548.91	501,545.00	502,310.03
STLUCIE-Sawgrass	912828WJ5	UNITED STATES TREASURY	AA+	AAA	Aaa	2,250,000.00	05/31/2019	05/15/2024		2,295,095.42	0.00	7,263.05	33,047.08	2,328,142.50	2,335,405.55
STLUCIE-Sawgrass	912828WJ5	UNITED STATES TREASURY	AA+	AAA	Aaa	750,000.00	07/18/2019	05/15/2024		772,971.26	0.00	2,421.02	3,076.24	776,047.50	778,468.52
STLUCIE-Sawgrass	912828WJ5	UNITED STATES TREASURY	AA+	AAA	Aaa	1,000,000.00	08/05/2019	05/15/2024		1,026,471.10	0.00	2,259.62	(2,160.10)	1,034,730.00	1,037,958.02
STLUCIE-Sawgrass	912828WJ5	UNITED STATES TREASURY	AA+	AAA	Aaa	750,000.00	08/07/2019	05/15/2024		782,933.04	0.00	3,228.02	(3,203.04)	1,034,730.00	1,037,958.02
STLUCIE-Sawgrass	912828WJ5	UNITED STATES TREASURY	AA+	AAA	Aaa	1,100,000.00	08/08/2019	05/15/2024		1,121,576.17	0.00	2,421.02	(6,591.74)	1,138,203.00	1,141,753.82
STLUCIE-PPM	912828WN6	UNITED STATES TREASURY	AA+	AAA	Aaa	1,350,000.00	05/17/2018	05/31/2021		1,321,576.17	0.00	3,350.82	(12,203.03)	1,337,438.50	1,359,799.16
STLUCIE-PPM	912828WR7	UNITED STATES TREASURY	AA+	AAA	Aaa	2,125,000.00	06/06/2018	06/30/2021		2,092,709.96	0.00	124.06	49,056.29	2,141,766.25	2,141,890.31
STLUCIE-PPM	912828WZ9	UNITED STATES TREASURY	AA+	AAA	Aaa	200,000.00	04/03/2019	04/30/2022		196,773.44	0.00	596.15	3,976.56	200,750.00	201,346.15
STLUCIE-PPM	912828XR6	UNITED STATES TREASURY	AA+	AAA	Aaa	1,000,000.00	07/09/2019	05/31/2022		997,890.63	0.00	1,530.05	6,019.37	1,003,910.00	1,005,440.05
STLUCIE-Payden & Rygel	912828YA2	UNITED STATES TREASURY	AA+	AAA	Aaa	2,295,000.00	08/23/2019	08/15/2022		2,293,834.57	0.00	13,002.92	(3,860.62)	2,289,973.95	2,302,976.87
STLUCIE-Payden & Rygel	912828YA2	UNITED STATES TREASURY	AA+	AAA	Aaa	5,850,000.00	09/10/2019	08/15/2022		5,845,429.69	0.00	33,144.70	(8,241.19)	5,837,188.50	5,870,333.20
STLUCIE-PPM	912828YC8	UNITED STATES TREASURY	AA+	AAA	Aaa	1,000,000.00	09/06/2019	08/31/2021		998,945.31	0.00	5,068.68	(505.31)	998,440.00	1,003,508.68
STLUCIE-Payden & Rygel	912828YC8	UNITED STATES TREASURY	AA+	AAA	Aaa	595,000.00	09/03/2019	08/31/2021		594,604.88	0.00	3,015.87	(533.08)	594,071.80	597,087.67
STLUCIE-Payden & Rygel	912828YC8	UNITED STATES TREASURY	AA+	AAA	Aaa	205,000.00	09/03/2019	08/31/2021		204,847.85	0.00	1,039.08	(167.65)	204,680.20	205,719.28
STLUCIE-Payden & Rygel	912828YC8	UNITED STATES TREASURY	AA+	AAA	Aaa	210,000.00	09/09/2019	08/31/2021		209,926.17	0.00	1,064.42	(253.77)	209,672.40	210,736.82
STLUCIE-Payden & Rygel	912828YC8	UNITED STATES TREASURY	AA+	AAA	Aaa	340,000.00	09/13/2019	08/31/2021		338,764.84	0.00	1,723.35	704.76	339,469.60	341,192.95
STLUCIE-Payden & Rygel	912828YC8	UNITED STATES TREASURY	AA+	AAA	Aaa	570,000.00	09/23/2019	08/31/2021		567,461.72	0.00	2,889.15	1,649.08	569,110.80	571,999.95
STLUCIE-PPM	912828YK0	UNITED STATES TREASURY	AA+	AAA	Aaa	775,000.00	11/06/2019	08/31/2021		772,749.63	0.00	3,928.23	1,041.37	773,791.00	777,719.23
STLUCIE-PPM	912828YK0	UNITED STATES TREASURY	AA+	AAA	Aaa	700,000.00	11/04/2019	10/15/2022		697,347.66	0.00	2,051.23	(1,610.66)	695,737.00	697,788.23
STLUCIE-PPM	912828YM6	UNITED STATES TREASURY	AA+	AAA	Aaa	925,000.00	12/04/2019	10/15/2022		917,990.23	0.00	2,710.55	1,376.52	919,366.75	922,077.30
STLUCIE-Payden & Rygel	912828YM6	UNITED STATES TREASURY	AA+	AAA	Aaa	5,415,000.00	11/25/2019	10/31/2024		5,383,694.53	0.00	13,835.03	(13,747.33)	5,369,947.20	5,383,782.23
STLUCIE-Payden & Rygel	912828YM6	UNITED STATES TREASURY	AA+	AAA	Aaa	225,000.00	12/10/2019	10/31/2024		223,242.19	0.00	574.86	(114.19)	223,128.00	223,702.86
STLUCIE-Payden & Rygel	912828YM6	UNITED STATES TREASURY	AA+	AAA	Aaa	498,000.00	12/20/2019	10/31/2024		492,378.05	0.00	1,272.36	1,478.59	493,856.64	495,129.00
STLUCIE-Payden & Rygel	912828YM6	UNITED STATES TREASURY	AA+	AAA	Aaa	1,019,000.00	12/19/2019	10/31/2024		1,007,496.45	0.00	2,603.49	3,025.47	1,010,521.92	1,013,125.41
STLUCIE-Payden & Rygel	912828YT1	UNITED STATES TREASURY	AA+	AAA	Aaa	4,182,000.00	12/27/2019	11/30/2021		4,171,218.28	0.00	5,484.59	5,219.66	4,176,437.94	4,181,922.53
STLUCIE-Payden & Rygel	912828YT1	UNITED STATES TREASURY	AA+	AAA	Aaa	150,000.00	12/21/2019	11/30/2021		149,607.42	0.00	196.72	193.08	149,800.00	149,997.22
STLUCIE-Sawgrass	912828YV6	UNITED STATES TREASURY	AA+	AAA	Aaa	300,000.00	12/31/2019	11/30/2024		297,316.41	0.00	393.44	256.59	297,573.00	297,966.44
STLUCIE-PPM	912828YW4	UNITED STATES TREASURY	AA+	AAA	Aaa	300,000.00	12/23/2019	12/15/2022		299,730.47	0.00	226.43	563.53	300,294.00	300,520.43
STLUCIE-PPM	912828YW4	UNITED STATES TREASURY	AA+	AAA	Aaa	150,000.00	12/31/2019	12/15/2022		150,052.73	0.00	113.22	94.27	150,147.00	150,260.22
										85,573,104.17	0.00	286,478.20	603,912.54	86,177,016.71	86,463,494.91
SUPRANATIONAL AGENCIES															
STLUCIE-PPM	00828ECA5	AFRICAN DEVELOPMENT BANK	AAA	AAA	Aaa	700,000.00	03/16/2017	03/16/2020		698,964.00	0.00	3,828.13	966.00	699,930.00	703,758.13
STLUCIE-PPM	00828ECZ0	AFRICAN DEVELOPMENT BANK	AAA	AAA	Aaa	225,000.00	03/22/2018	03/22/2021		224,768.25	0.00	1,624.22	2,785.50	227,553.75	229,177.97
STLUCIE-Payden & Rygel	00828EDF3	AFRICAN DEVELOPMENT BANK	AAA	AAA	Aaa	170,000.00	12/06/2018	12/06/2021		169,850.40	0.00	354.17	4,341.80	174,192.20	174,546.37
STLUCIE-PPM	00828EEA3	AFRICAN DEVELOPMENT BANK	AAA	AAA	Aaa	425,000.00	09/18/2019	09/16/2022		424,332.75	0.00	1,975.95	72.25	424,405.00	426,380.95

**ST. LUCIE COUNTY BOARD OF COUNTY COMMISSIONERS
INVESTMENT PORTFOLIO
AS OF DECEMBER 31, 2019**

Account	Identifier	Description	S&P Rating	Fitch Rating	Moody's Rating	Current Units	Settle Date	Final Maturity	Book Value	Interest Due	Accrued Balance	Net Unrealized Gain/Loss	Market Value	Market Value + Accrued
STLUCIE-Equities Sawgrass	00287Y109	ABBVIE ORD	NA	NA	NA	675.00	07/22/2016	---	42,687.54	0.00	0.00	17,076.96	59,764.50	59,764.50
STLUCIE-Equities Sawgrass	00287Y109	ABBVIE ORD	NA	NA	NA	275.00	12/08/2016	---	16,650.26	0.00	0.00	7,698.24	24,348.50	24,348.50
STLUCIE-Equities Sawgrass	00287Y109	ABBVIE ORD	NA	NA	NA	150.00	12/09/2016	---	9,195.00	0.00	0.00	4,086.00	13,281.00	13,281.00
STLUCIE-Equities Sawgrass	00287Y109	ABBVIE ORD	NA	NA	NA	1,180.00	12/31/2018	---	103,006.45	0.00	0.00	1,470.75	104,477.20	104,477.20
STLUCIE-Equities Sawgrass	00287Y109	ABBVIE ORD	NA	NA	NA	1,260.00	02/04/2019	---	101,706.95	0.00	0.00	9,853.45	111,560.40	111,560.40
STLUCIE-Equities Sawgrass	00287Y109	ABBVIE ORD	NA	NA	NA	1,060.00	05/02/2019	---	84,324.06	0.00	0.00	9,528.34	93,852.40	93,852.40
STLUCIE-Equities Sawgrass	00287Y109	ABBVIE ORD	NA	NA	NA	120.00	09/26/2019	---	8,745.86	0.00	0.00	1,878.94	10,624.80	10,624.80
STLUCIE-Equities Sawgrass	005098108	ACUSHNET HOLDINGS ORD	NA	NA	NA	45.00	09/13/2019	---	1,260.45	0.00	0.00	202.05	1,462.50	1,462.50
STLUCIE-Equities Sawgrass	005098108	ACUSHNET HOLDINGS ORD	NA	NA	NA	110.00	10/24/2019	---	3,118.04	0.00	0.00	456.96	3,575.00	3,575.00
STLUCIE-Equities Sawgrass	005098108	ACUSHNET HOLDINGS ORD	NA	NA	NA	150.00	11/05/2019	---	4,433.90	0.00	0.00	4,875.00	4,875.00	4,875.00
STLUCIE-Equities Sawgrass	005098108	ACUSHNET HOLDINGS ORD	NA	NA	NA	70.00	11/12/2019	---	2,149.57	0.00	0.00	125.43	2,275.00	2,275.00
STLUCIE-Equities Sawgrass	005098108	ACUSHNET HOLDINGS ORD	NA	NA	NA	40.00	11/13/2019	---	1,224.80	0.00	0.00	75.20	1,300.00	1,300.00
STLUCIE-Equities Sawgrass	005098108	ACUSHNET HOLDINGS ORD	NA	NA	NA	70.00	11/19/2019	---	2,163.43	0.00	0.00	111.57	2,275.00	2,275.00
STLUCIE-Equities Sawgrass	005098108	ACUSHNET HOLDINGS ORD	NA	NA	NA	150.00	11/26/2019	---	4,548.74	0.00	0.00	326.26	4,875.00	4,875.00
STLUCIE-Equities Sawgrass	006739106	ADDUS HOMECARE ORD	NA	NA	NA	5.00	11/15/2018	---	365.13	0.00	0.00	120.97	486.10	486.10
STLUCIE-Equities Sawgrass	006739106	ADDUS HOMECARE ORD	NA	NA	NA	50.00	11/23/2018	---	3,434.05	0.00	0.00	1,426.95	4,861.00	4,861.00
STLUCIE-Equities Sawgrass	006739106	ADDUS HOMECARE ORD	NA	NA	NA	60.00	12/03/2018	---	4,523.91	0.00	0.00	1,309.29	5,833.20	5,833.20
STLUCIE-Equities Sawgrass	006739106	ADDUS HOMECARE ORD	NA	NA	NA	60.00	06/07/2019	---	4,348.81	0.00	0.00	1,484.39	5,833.20	5,833.20
STLUCIE-Equities Sawgrass	006739106	ADDUS HOMECARE ORD	NA	NA	NA	35.00	07/22/2019	---	2,673.40	0.00	0.00	729.30	3,402.70	3,402.70
STLUCIE-Equities Sawgrass	006739106	ADDUS HOMECARE ORD	NA	NA	NA	30.00	08/01/2019	---	2,426.50	0.00	0.00	2,916.60	2,916.60	2,916.60
STLUCIE-Equities Sawgrass	006739106	ADDUS HOMECARE ORD	NA	NA	NA	15.00	10/16/2019	---	1,250.25	0.00	0.00	208.05	1,458.30	1,458.30
STLUCIE-Equities Sawgrass	00971T101	AKAMAI TECHNOLOGIES ORD	NA	NA	NA	1,770.00	11/26/2019	---	155,380.87	0.00	0.00	(2,488.27)	152,892.60	152,892.60
STLUCIE-Equities Sawgrass	012348108	ALBANY INTERNATIONAL CL A ORD	NA	NA	NA	30.00	07/26/2019	---	2,387.63	5.70	0.00	(110.03)	2,277.60	2,277.60
STLUCIE-Equities Sawgrass	012348108	ALBANY INTERNATIONAL CL A ORD	NA	NA	NA	50.00	08/01/2019	---	3,957.79	9.50	0.00	(161.79)	3,796.00	3,796.00
STLUCIE-Equities Sawgrass	012348108	ALBANY INTERNATIONAL CL A ORD	NA	NA	NA	25.00	08/02/2019	---	2,161.00	4.75	0.00	(263.00)	1,898.00	1,898.00
STLUCIE-Equities Sawgrass	012348108	ALBANY INTERNATIONAL CL A ORD	NA	NA	NA	30.00	08/19/2019	---	3,469.41	5.70	0.00	(193.28)	2,277.60	2,277.60
STLUCIE-Equities Sawgrass	012348108	ALBANY INTERNATIONAL CL A ORD	NA	NA	NA	40.00	09/13/2019	---	2,470.88	7.60	0.00	(432.61)	3,036.80	3,036.80
STLUCIE-Equities Sawgrass	012348108	ALBANY INTERNATIONAL CL A ORD	NA	NA	NA	45.00	10/16/2019	---	3,937.57	8.55	0.00	(521.17)	3,416.40	3,416.40
STLUCIE-Equities Sawgrass	012348108	ALBANY INTERNATIONAL CL A ORD	NA	NA	NA	20.00	10/18/2019	---	1,783.65	3.80	0.00	(265.25)	1,518.40	1,518.40
STLUCIE-Equities Sawgrass	020002101	ALLSTATE ORD	NA	NA	NA	1,439.00	05/05/2017	---	117,491.33	719.50	0.00	44,324.22	161,815.55	161,815.55
STLUCIE-Equities Sawgrass	020002101	ALLSTATE ORD	NA	NA	NA	86.00	06/04/2018	---	8,071.96	43.00	0.00	1,598.74	9,670.70	9,670.70
STLUCIE-Equities Sawgrass	025816109	AMERICAN EXPRESS ORD	NA	NA	NA	850.00	01/05/2018	---	84,401.35	0.00	0.00	21,415.15	105,816.50	105,816.50
STLUCIE-Equities Sawgrass	03062T105	AMERICA'S CAR-MART ORD	NA	NA	NA	40.00	07/20/2018	---	2,529.95	0.00	0.00	1,856.45	4,386.40	4,386.40
STLUCIE-Equities Sawgrass	03062T105	AMERICA'S CAR-MART ORD	NA	NA	NA	50.00	07/31/2018	---	3,145.63	0.00	0.00	2,337.37	5,483.00	5,483.00
STLUCIE-Equities Sawgrass	03062T105	AMERICA'S CAR-MART ORD	NA	NA	NA	50.00	10/10/2018	---	8,827.78	0.00	0.00	1,655.22	5,483.00	5,483.00
STLUCIE-Equities Sawgrass	03062T105	AMERICA'S CAR-MART ORD	NA	NA	NA	40.00	11/23/2018	---	3,031.78	0.00	0.00	1,354.62	4,386.40	4,386.40
STLUCIE-Equities Sawgrass	03062T105	AMERICA'S CAR-MART ORD	NA	NA	NA	10.00	05/13/2019	---	954.51	0.00	0.00	142.09	1,096.60	1,096.60
STLUCIE-Equities Sawgrass	03062T105	AMERICA'S CAR-MART ORD	NA	NA	NA	40.00	09/20/2019	---	3,618.29	0.00	0.00	768.11	4,386.40	4,386.40
STLUCIE-Equities Sawgrass	03062T105	AMERICA'S CAR-MART ORD	NA	NA	NA	20.00	10/29/2019	---	1,816.31	0.00	0.00	376.89	2,193.20	2,193.20
STLUCIE-Equities Sawgrass	03073E105	AMERISOURCEBERGEN ORD	NA	NA	NA	775.00	06/08/2018	---	67,389.74	0.00	0.00	(1,499.24)	65,890.50	65,890.50
STLUCIE-Equities Sawgrass	03073E105	AMERISOURCEBERGEN ORD	NA	NA	NA	250.00	07/19/2018	---	21,790.68	0.00	0.00	(535.68)	21,255.00	21,255.00
STLUCIE-Equities Sawgrass	03073E105	AMERISOURCEBERGEN ORD	NA	NA	NA	81.00	09/13/2019	---	7,128.00	0.00	0.00	(241.38)	6,886.62	6,886.62
STLUCIE-Equities Sawgrass	031162100	AMGEN ORD	NA	NA	NA	500.00	08/11/2017	---	86,888.10	0.00	0.00	33,646.90	120,535.00	120,535.00
STLUCIE-Equities Sawgrass	031162100	AMGEN ORD	NA	NA	NA	75.00	10/19/2018	---	15,141.75	0.00	0.00	2,938.50	18,080.25	18,080.25
STLUCIE-Equities Sawgrass	031162100	AMGEN ORD	NA	NA	NA	780.00	12/31/2018	---	143,956.41	0.00	0.00	44,078.19	188,034.60	188,034.60
STLUCIE-Equities Sawgrass	031162100	AMGEN ORD	NA	NA	NA	390.00	02/04/2019	---	72,919.70	0.00	0.00	21,097.60	94,017.30	94,017.30
STLUCIE-Equities Sawgrass	031162100	AMGEN ORD	NA	NA	NA	480.00	09/04/2019	---	99,661.63	0.00	0.00	16,051.97	115,713.60	115,713.60
STLUCIE-Equities Sawgrass	031162100	AMGEN ORD	NA	NA	NA	60.00	09/26/2019	---	11,844.25	0.00	0.00	2,619.95	14,464.20	14,464.20
STLUCIE-Equities Sawgrass	037833100	APPLE ORD	NA	NA	NA	395.00	11/29/2018	---	68,795.18	0.00	0.00	47,196.58	115,991.75	115,991.75
STLUCIE-Equities Sawgrass	037833100	APPLE ORD	NA	NA	NA	560.00	05/31/2019	---	99,084.16	0.00	0.00	65,359.84	164,444.00	164,444.00
STLUCIE-Equities Sawgrass	037833100	APPLE ORD	NA	NA	NA	10.00	09/26/2019	---	2,194.43	0.00	0.00	742.07	2,936.50	2,936.50
STLUCIE-Equities Sawgrass	039653100	ARCOS A ORD	NA	NA	NA	85.00	11/13/2019	---	3,308.48	0.00	0.00	478.27	3,786.75	3,786.75
STLUCIE-Equities Sawgrass	04247X102	ARMSTRONG WORLD INDUSTRIES ORD	NA	NA	NA	5.00	02/28/2019	---	373.30	0.00	0.00	96.55	469.85	469.85
STLUCIE-Equities Sawgrass	04247X102	ARMSTRONG WORLD INDUSTRIES ORD	NA	NA	NA	25.00	03/26/2019	---	1,876.15	0.00	0.00	473.10	2,349.25	2,349.25
STLUCIE-Equities Sawgrass	04247X102	ARMSTRONG WORLD INDUSTRIES ORD	NA	NA	NA	50.00	05/13/2019	---	4,328.15	0.00	0.00	370.35	4,698.50	4,698.50
STLUCIE-Equities Sawgrass	04247X102	ARMSTRONG WORLD INDUSTRIES ORD	NA	NA	NA	30.00	05/23/2019	---	2,668.58	0.00	0.00	150.52	2,819.10	2,819.10
STLUCIE-Equities Sawgrass	04247X102	ARMSTRONG WORLD INDUSTRIES ORD	NA	NA	NA	40.00	09/20/2019	---	3,864.70	0.00	0.00	(105.90)	3,758.80	3,758.80

ST. LUCIE COUNTY BOARD OF COUNTY COMMISSIONERS
 INVESTMENT PORTFOLIO
 AS OF DECEMBER 31, 2019

Account	Identifier	Description	S&P Rating	Fitch Rating	Moody's Rating	Current Units	Settle Date	Final Maturity	Book Value	Interest Due	Accrued Balance	Net Unrealized Gain/(Loss)	Market Value	Market Value + Accrued
STLUCIE-Equities Sawgrass	04247X102	ARMSTRONG WORLD INDUSTRIES ORD	NA	NA	NA	20.00	11/19/2019	---	1,992.13	0.00	0.00	(112.75)	1,879.40	1,879.40
STLUCIE-Equities Sawgrass	043436104	ASBURY AUTOMOTIVE GROUP ORD	NA	NA	NA	5.00	08/27/2018	---	379.79	0.00	0.00	179.16	558.95	558.95
STLUCIE-Equities Sawgrass	043436104	ASBURY AUTOMOTIVE GROUP ORD	NA	NA	NA	30.00	02/22/2019	---	2,195.30	0.00	0.00	1,158.40	3,353.70	3,353.70
STLUCIE-Equities Sawgrass	043436104	ASBURY AUTOMOTIVE GROUP ORD	NA	NA	NA	50.00	04/26/2019	---	3,990.05	0.00	0.00	1,599.45	5,589.50	5,589.50
STLUCIE-Equities Sawgrass	043436104	ASBURY AUTOMOTIVE GROUP ORD	NA	NA	NA	40.00	05/03/2019	---	3,195.23	0.00	0.00	1,276.37	4,471.60	4,471.60
STLUCIE-Equities Sawgrass	043436104	ASBURY AUTOMOTIVE GROUP ORD	NA	NA	NA	50.00	05/06/2019	---	3,964.38	0.00	0.00	1,625.12	5,589.50	5,589.50
STLUCIE-Equities Sawgrass	043436104	ASBURY AUTOMOTIVE GROUP ORD	NA	NA	NA	30.00	05/23/2019	---	2,361.37	0.00	0.00	992.33	3,353.70	3,353.70
STLUCIE-Equities Sawgrass	043436104	ASBURY AUTOMOTIVE GROUP ORD	NA	NA	NA	10.00	07/01/2019	---	835.60	0.00	0.00	282.30	1,117.90	1,117.90
STLUCIE-Equities Sawgrass	043436104	ASBURY AUTOMOTIVE GROUP ORD	NA	NA	NA	35.00	07/22/2019	---	2,967.65	0.00	0.00	945.00	3,912.65	3,912.65
STLUCIE-Equities Sawgrass	043436104	ASBURY AUTOMOTIVE GROUP ORD	NA	NA	NA	25.00	07/25/2019	---	2,161.89	0.00	0.00	632.86	2,794.75	2,794.75
STLUCIE-Equities Sawgrass	043436104	ASBURY AUTOMOTIVE GROUP ORD	NA	NA	NA	15.00	08/09/2019	---	1,384.35	0.00	0.00	292.50	1,676.85	1,676.85
STLUCIE-Equities Sawgrass	043436104	ASBURY AUTOMOTIVE GROUP ORD	NA	NA	NA	80.00	09/13/2019	---	8,193.60	0.00	0.00	749.60	8,943.20	8,943.20
STLUCIE-Equities Sawgrass	043436104	ASBURY AUTOMOTIVE GROUP ORD	NA	NA	NA	20.00	10/18/2019	---	2,012.93	0.00	0.00	222.87	2,235.80	2,235.80
STLUCIE-Equities Sawgrass	047649108	ATKORE INTERNATIONAL GROUP ORD	NA	NA	NA	76.00	01/16/2019	---	1,683.04	0.00	0.00	1,391.92	3,074.96	3,074.96
STLUCIE-Equities Sawgrass	047649108	ATKORE INTERNATIONAL GROUP ORD	NA	NA	NA	130.00	04/23/2019	---	3,145.62	0.00	0.00	2,114.18	5,259.80	5,259.80
STLUCIE-Equities Sawgrass	047649108	ATKORE INTERNATIONAL GROUP ORD	NA	NA	NA	130.00	04/26/2019	---	3,259.84	0.00	0.00	1,999.96	5,259.80	5,259.80
STLUCIE-Equities Sawgrass	047649108	ATKORE INTERNATIONAL GROUP ORD	NA	NA	NA	90.00	05/23/2019	---	2,244.72	0.00	0.00	1,396.68	3,641.40	3,641.40
STLUCIE-Equities Sawgrass	047649108	ATKORE INTERNATIONAL GROUP ORD	NA	NA	NA	120.00	06/13/2019	---	2,991.65	0.00	0.00	1,863.55	4,855.20	4,855.20
STLUCIE-Equities Sawgrass	047649108	ATKORE INTERNATIONAL GROUP ORD	NA	NA	NA	95.00	09/13/2019	---	2,933.70	0.00	0.00	910.00	3,843.70	3,843.70
STLUCIE-Equities Sawgrass	053332102	AUTOZONE ORD	NA	NA	NA	15.00	07/19/2018	---	10,418.29	0.00	0.00	7,451.36	17,869.65	17,869.65
STLUCIE-Equities Sawgrass	053332102	AUTOZONE ORD	NA	NA	NA	130.00	12/31/2018	---	106,892.53	0.00	0.00	47,977.77	154,870.30	154,870.30
STLUCIE-Equities Sawgrass	053332102	AUTOZONE ORD	NA	NA	NA	90.00	03/06/2019	---	82,962.35	0.00	0.00	24,255.55	107,217.90	107,217.90
STLUCIE-Equities Sawgrass	053332102	AUTOZONE ORD	NA	NA	NA	8.00	04/08/2019	---	8,338.16	0.00	0.00	9,530.48	9,530.48	9,530.48
STLUCIE-Equities Sawgrass	053332102	AUTOZONE ORD	NA	NA	NA	60.00	10/16/2019	---	65,299.71	0.00	0.00	6,178.89	71,478.60	71,478.60
STLUCIE-Equities Sawgrass	060505104	BANK OF AMERICA ORD	NA	NA	NA	3,750.00	07/22/2016	---	53,587.50	0.00	0.00	78,487.50	132,075.00	132,075.00
STLUCIE-Equities Sawgrass	060505104	BANK OF AMERICA ORD	NA	NA	NA	1,575.00	12/08/2016	---	34,476.75	0.00	0.00	20,994.75	55,471.50	55,471.50
STLUCIE-Equities Sawgrass	060505104	BANK OF AMERICA ORD	NA	NA	NA	925.00	12/09/2016	---	20,257.32	0.00	0.00	12,321.18	32,578.50	32,578.50
STLUCIE-Equities Sawgrass	060505104	BANK OF AMERICA ORD	NA	NA	NA	45.00	12/31/2019	---	4,090.13	0.00	0.00	(19.43)	4,070.70	4,070.70
STLUCIE-Equities Sawgrass	0684670702	BARRETT BUSINESS SERVICES ORD	NA	NA	NA	320.00	07/22/2016	---	46,945.05	0.00	0.00	25,534.95	72,480.00	72,480.00
STLUCIE-Equities Sawgrass	084670702	BERKSHIRE HATHWAY CL B ORD	NA	NA	NA	100.00	12/08/2016	---	31,988.00	0.00	0.00	13,312.00	45,300.00	45,300.00
STLUCIE-Equities Sawgrass	084670702	BERKSHIRE HATHWAY CL B ORD	NA	NA	NA	200.00	12/09/2016	---	16,029.00	0.00	0.00	6,621.00	22,650.00	22,650.00
STLUCIE-Equities Sawgrass	084670702	BERKSHIRE HATHWAY CL B ORD	NA	NA	NA	30.00	10/29/2018	---	6,100.80	0.00	0.00	694.20	6,795.00	6,795.00
STLUCIE-Equities Sawgrass	084670702	BERKSHIRE HATHWAY CL B ORD	NA	NA	NA	175.00	07/19/2019	---	10,461.00	0.00	0.00	11,325.00	11,325.00	11,325.00
STLUCIE-Equities Sawgrass	09247X101	BLACKROCK ORD	NA	NA	NA	50.00	07/22/2016	---	62,344.50	0.00	0.00	25,628.00	87,972.50	87,972.50
STLUCIE-Equities Sawgrass	09247X101	BLACKROCK ORD	NA	NA	NA	75.00	12/08/2016	---	28,195.37	0.00	0.00	9,507.13	37,702.50	37,702.50
STLUCIE-Equities Sawgrass	09247X101	BLACKROCK ORD	NA	NA	NA	50.00	12/09/2016	---	18,624.48	0.00	0.00	6,510.52	25,135.00	25,135.00
STLUCIE-Equities Sawgrass	094235108	BLOOMIN' BRANDS ORD	NA	NA	NA	180.00	12/31/2019	---	3,947.51	0.00	0.00	25.09	3,972.60	3,972.60
STLUCIE-Equities Sawgrass	104674106	BRADY NONVOTING CL A ORD	NA	NA	NA	95.00	12/31/2018	---	3,943.87	0.00	0.00	1,495.83	5,439.70	5,439.70
STLUCIE-Equities Sawgrass	104674106	BRADY NONVOTING CL A ORD	NA	NA	NA	55.00	02/08/2019	---	2,512.40	0.00	0.00	636.90	3,149.30	3,149.30
STLUCIE-Equities Sawgrass	104674106	BRADY NONVOTING CL A ORD	NA	NA	NA	100.00	05/03/2019	---	4,864.28	0.00	0.00	861.72	5,726.00	5,726.00
STLUCIE-Equities Sawgrass	104674106	BRADY NONVOTING CL A ORD	NA	NA	NA	174.00	09/13/2019	---	9,385.56	0.00	0.00	577.68	9,963.24	9,963.24
STLUCIE-Equities Sawgrass	108621103	BRIDGEWATER BANCSHARES ORD	NA	NA	NA	330.00	11/05/2019	---	4,193.18	0.00	0.00	354.22	4,547.40	4,547.40
STLUCIE-Equities Sawgrass	108621103	BRIDGEWATER BANCSHARES ORD	NA	NA	NA	190.00	11/12/2019	---	2,430.40	0.00	0.00	187.80	2,618.20	2,618.20
STLUCIE-Equities Sawgrass	110122108	BRISTOL MYERS SQUIBB ORD	NA	NA	NA	75.00	11/20/2019	---	4,192.50	0.00	0.00	621.75	4,814.25	4,814.25
STLUCIE-Equities Sawgrass	110122108	BRISTOL MYERS SQUIBB ORD	NA	NA	NA	45.00	12/23/2019	---	2,833.65	0.00	0.00	54.90	2,888.55	2,888.55
STLUCIE-Equities Sawgrass	12008R107	BUILDERS FIRSTSOURCE ORD	NA	NA	NA	240.00	12/31/2019	---	6,115.90	0.00	0.00	(17.50)	6,098.40	6,098.40
STLUCIE-Equities Sawgrass	12504L109	CBRE GROUP CL A ORD	NA	NA	NA	1,450.00	07/22/2016	---	40,230.69	0.00	0.00	48,639.81	88,870.50	88,870.50
STLUCIE-Equities Sawgrass	12504L109	CBRE GROUP CL A ORD	NA	NA	NA	550.00	12/08/2016	---	16,807.89	0.00	0.00	16,901.61	33,709.50	33,709.50
STLUCIE-Equities Sawgrass	12504L109	CBRE GROUP CL A ORD	NA	NA	NA	300.00	12/09/2016	---	9,207.00	0.00	0.00	9,180.00	18,387.00	18,387.00
STLUCIE-Equities Sawgrass	12504L109	CBRE GROUP CL A ORD	NA	NA	NA	525.00	12/12/2016	---	16,753.70	0.00	0.00	15,423.55	32,177.25	32,177.25
STLUCIE-Equities Sawgrass	126349109	CSG SYSTEMS INTERNATIONAL ORD	NA	NA	NA	95.00	06/11/2019	---	4,409.94	0.00	0.00	509.16	4,919.10	4,919.10
STLUCIE-Equities Sawgrass	126349109	CSG SYSTEMS INTERNATIONAL ORD	NA	NA	NA	25.00	07/22/2019	---	1,207.00	0.00	0.00	87.50	1,294.50	1,294.50
STLUCIE-Equities Sawgrass	126349109	CSG SYSTEMS INTERNATIONAL ORD	NA	NA	NA	55.00	07/29/2019	---	2,782.45	0.00	0.00	65.45	2,847.90	2,847.90
STLUCIE-Equities Sawgrass	126349109	CSG SYSTEMS INTERNATIONAL ORD	NA	NA	NA	137.00	08/07/2019	---	6,583.11	0.00	0.00	510.75	7,093.86	7,093.86
STLUCIE-Equities Sawgrass	126349109	CSG SYSTEMS INTERNATIONAL ORD	NA	NA	NA	43.00	09/30/2019	---	2,230.84	0.00	0.00	(4.30)	2,226.54	2,226.54
STLUCIE-Equities Sawgrass	126402106	CSW INDUSTRIALS ORD	NA	NA	NA	35.00	02/20/2019	---	1,957.05	0.00	0.00	737.95	2,695.00	2,695.00

**ST. LUCIE COUNTY BOARD OF COUNTY COMMISSIONERS
INVESTMENT PORTFOLIO
AS OF DECEMBER 31, 2019**

Account	Identifier	Description	S&P Rating	Fitch Rating	Moody's Rating	Current Units	Settle Date	Final Maturity	Book Value	Interest Due	Accrued Balance	Net Unrealized Gain/Loss	Market Value	Market Value + Accrued
STLUCIE-Equities Sawgrass	126402106	CSW INDUSTRIALS ORD	NA	NA	NA	45.00	03/26/2019	---	2,485.98	0.00	0.00	979.02	3,465.00	3,465.00
STLUCIE-Equities Sawgrass	126402106	CSW INDUSTRIALS ORD	NA	NA	NA	80.00	05/03/2019	---	4,859.52	0.00	0.00	1,300.48	6,160.00	6,160.00
STLUCIE-Equities Sawgrass	126402106	CSW INDUSTRIALS ORD	NA	NA	NA	60.00	05/13/2019	---	3,677.11	0.00	0.00	942.89	4,620.00	4,620.00
STLUCIE-Equities Sawgrass	126402106	CSW INDUSTRIALS ORD	NA	NA	NA	50.00	05/31/2019	---	3,206.44	0.00	0.00	643.56	3,850.00	3,850.00
STLUCIE-Equities Sawgrass	126402106	CSW INDUSTRIALS ORD	NA	NA	NA	30.00	07/01/2019	---	2,008.50	0.00	0.00	301.50	2,310.00	2,310.00
STLUCIE-Equities Sawgrass	126402106	CSW INDUSTRIALS ORD	NA	NA	NA	50.00	09/20/2019	---	3,504.00	0.00	0.00	346.00	3,850.00	3,850.00
STLUCIE-Equities Sawgrass	12662P108	CVR ENERGY ORD	NA	NA	NA	15.00	12/03/2018	---	577.93	0.00	0.00	28.52	606.45	606.45
STLUCIE-Equities Sawgrass	12662P108	CVR ENERGY ORD	NA	NA	NA	20.00	05/23/2019	---	943.02	0.00	0.00	(134.42)	808.60	808.60
STLUCIE-Equities Sawgrass	12662P108	CVR ENERGY ORD	NA	NA	NA	162.00	09/18/2019	---	6,919.54	0.00	0.00	(369.88)	6,549.66	6,549.66
STLUCIE-Equities Sawgrass	126650100	CVR HEALTH ORD	NA	NA	NA	125.00	10/16/2019	---	5,514.85	0.00	0.00	5,053.75	5,053.75	5,053.75
STLUCIE-Equities Sawgrass	126650100	CVR HEALTH ORD	NA	NA	NA	850.00	01/09/2017	---	68,188.96	0.00	0.00	(5,042.46)	63,146.50	63,146.50
STLUCIE-Equities Sawgrass	126650100	CVR HEALTH ORD	NA	NA	NA	325.00	01/05/2018	---	23,905.86	0.00	0.00	238.39	24,144.25	24,144.25
STLUCIE-Equities Sawgrass	126650100	CVR HEALTH ORD	NA	NA	NA	225.00	04/18/2019	---	12,094.25	0.00	0.00	4,621.00	16,715.25	16,715.25
STLUCIE-Equities Sawgrass	126650100	CVR HEALTH ORD	NA	NA	NA	475.00	07/19/2019	---	26,829.85	0.00	0.00	8,457.90	35,287.75	35,287.75
STLUCIE-Equities Sawgrass	127190304	CACI INTERNATIONAL CL A ORD	NA	NA	NA	5.00	06/29/2018	---	847.20	0.00	0.00	402.75	1,249.95	1,249.95
STLUCIE-Equities Sawgrass	127190304	CACI INTERNATIONAL CL A ORD	NA	NA	NA	20.00	08/20/2018	---	3,771.80	0.00	0.00	1,228.00	4,999.80	4,999.80
STLUCIE-Equities Sawgrass	127190304	CACI INTERNATIONAL CL A ORD	NA	NA	NA	20.00	08/22/2018	---	3,788.80	0.00	0.00	1,211.00	4,999.80	4,999.80
STLUCIE-Equities Sawgrass	127190304	CACI INTERNATIONAL CL A ORD	NA	NA	NA	10.00	05/07/2019	---	2,047.44	0.00	0.00	452.46	2,499.90	2,499.90
STLUCIE-Equities Sawgrass	127190304	CACI INTERNATIONAL CL A ORD	NA	NA	NA	10.00	05/31/2019	---	2,019.42	0.00	0.00	480.48	2,499.90	2,499.90
STLUCIE-Equities Sawgrass	127190304	CACI INTERNATIONAL CL A ORD	NA	NA	NA	20.00	06/07/2019	---	4,090.89	0.00	0.00	908.91	4,999.80	4,999.80
STLUCIE-Equities Sawgrass	127190304	CACI INTERNATIONAL CL A ORD	NA	NA	NA	20.00	06/20/2019	---	4,100.15	0.00	0.00	899.65	4,999.80	4,999.80
STLUCIE-Equities Sawgrass	127190304	CACI INTERNATIONAL CL A ORD	NA	NA	NA	10.00	10/10/2019	---	2,287.20	0.00	0.00	212.70	2,499.90	2,499.90
STLUCIE-Equities Sawgrass	127190304	CACI INTERNATIONAL CL A ORD	NA	NA	NA	10.00	10/18/2019	---	2,269.84	0.00	0.00	230.06	2,499.90	2,499.90
STLUCIE-Equities Sawgrass	147528103	CASEY'S GENERAL STORES ORD	NA	NA	NA	5.00	03/07/2019	---	666.93	0.00	0.00	128.02	794.95	794.95
STLUCIE-Equities Sawgrass	147528103	CASEY'S GENERAL STORES ORD	NA	NA	NA	30.00	05/23/2019	---	3,993.90	0.00	0.00	4,769.70	4,769.70	4,769.70
STLUCIE-Equities Sawgrass	147528103	CASEY'S GENERAL STORES ORD	NA	NA	NA	5.00	07/01/2019	---	775.10	0.00	0.00	19.85	794.95	794.95
STLUCIE-Equities Sawgrass	147528103	CASEY'S GENERAL STORES ORD	NA	NA	NA	20.00	08/29/2017	---	3,385.72	0.00	0.00	(205.92)	3,179.80	3,179.80
STLUCIE-Equities Sawgrass	159864107	CHRLS RIVER LABS ORD	NA	NA	NA	5.00	09/22/2017	---	528.29	0.00	0.00	235.51	763.80	763.80
STLUCIE-Equities Sawgrass	159864107	CHRLS RIVER LABS ORD	NA	NA	NA	10.00	11/08/2017	---	1,180.13	0.00	0.00	347.47	1,527.60	1,527.60
STLUCIE-Equities Sawgrass	159864107	CHRLS RIVER LABS ORD	NA	NA	NA	15.00	11/13/2018	---	2,070.32	0.00	0.00	221.08	2,291.40	2,291.40
STLUCIE-Equities Sawgrass	159864107	CHRLS RIVER LABS ORD	NA	NA	NA	5.00	03/26/2019	---	711.83	0.00	0.00	51.97	763.80	763.80
STLUCIE-Equities Sawgrass	16359R103	CHEMED ORD	NA	NA	NA	10.00	11/09/2018	---	3,221.02	0.00	0.00	1,171.58	4,392.60	4,392.60
STLUCIE-Equities Sawgrass	166764100	CHEVRON ORD	NA	NA	NA	500.00	07/22/2016	---	52,965.25	0.00	0.00	7,289.75	60,255.00	60,255.00
STLUCIE-Equities Sawgrass	166764100	CHEVRON ORD	NA	NA	NA	200.00	12/08/2016	---	22,742.00	0.00	0.00	1,360.00	24,102.00	24,102.00
STLUCIE-Equities Sawgrass	166764100	CHEVRON ORD	NA	NA	NA	100.00	12/09/2016	---	11,247.00	0.00	0.00	804.00	12,051.00	12,051.00
STLUCIE-Equities Sawgrass	166764100	CHEVRON ORD	NA	NA	NA	100.00	06/11/2018	---	12,697.00	0.00	0.00	(646.00)	12,051.00	12,051.00
STLUCIE-Equities Sawgrass	169905106	CHOICE HOTELS INTERNATIONAL ORD	NA	NA	NA	25.00	07/01/2019	---	2,147.89	5.63	0.00	437.86	2,585.75	2,585.75
STLUCIE-Equities Sawgrass	169905106	CHOICE HOTELS INTERNATIONAL ORD	NA	NA	NA	20.00	07/22/2019	---	1,761.25	4.50	0.00	307.35	2,068.60	2,068.60
STLUCIE-Equities Sawgrass	169905106	CHOICE HOTELS INTERNATIONAL ORD	NA	NA	NA	35.00	08/13/2019	---	3,146.50	7.88	0.00	473.55	3,620.05	3,620.05
STLUCIE-Equities Sawgrass	17275R102	CISCO SYSTEMS ORD	NA	NA	NA	1.50	11/13/2019	---	906.00	2.25	0.00	128.30	1,034.30	1,034.30
STLUCIE-Equities Sawgrass	17275R102	CISCO SYSTEMS ORD	NA	NA	NA	1,150.00	07/22/2016	---	34,337.16	0.00	0.00	20,816.84	55,154.00	55,154.00
STLUCIE-Equities Sawgrass	17275R102	CISCO SYSTEMS ORD	NA	NA	NA	725.00	12/08/2016	---	21,460.00	0.00	0.00	13,311.00	34,771.00	34,771.00
STLUCIE-Equities Sawgrass	17275R102	CISCO SYSTEMS ORD	NA	NA	NA	400.00	12/09/2016	---	11,796.00	0.00	0.00	7,388.00	19,184.00	19,184.00
STLUCIE-Equities Sawgrass	17275R102	CISCO SYSTEMS ORD	NA	NA	NA	150.00	02/28/2019	---	7,708.50	0.00	0.00	(514.50)	7,194.00	7,194.00
STLUCIE-Equities Sawgrass	177376100	CITRIX SYSTEMS ORD	NA	NA	NA	1,660.00	10/30/2019	---	176,506.80	0.00	0.00	7,587.20	184,094.00	184,094.00
STLUCIE-Equities Sawgrass	184496107	CLEAN HARBORS ORD	NA	NA	NA	40.00	03/26/2019	---	2,811.14	0.00	0.00	618.86	3,430.00	3,430.00
STLUCIE-Equities Sawgrass	184496107	CLEAN HARBORS ORD	NA	NA	NA	35.00	10/16/2019	---	2,693.83	0.00	0.00	307.42	3,001.25	3,001.25
STLUCIE-Equities Sawgrass	184496107	CLEAN HARBORS ORD	NA	NA	NA	50.00	11/05/2019	---	4,073.41	0.00	0.00	214.09	4,287.50	4,287.50
STLUCIE-Equities Sawgrass	184496107	CLEAN HARBORS ORD	NA	NA	NA	30.00	11/19/2019	---	2,532.49	0.00	0.00	40.01	2,572.50	2,572.50
STLUCIE-Equities Sawgrass	184496107	CLEAN HARBORS ORD	NA	NA	NA	50.00	11/26/2019	---	4,073.15	0.00	0.00	214.35	4,287.50	4,287.50
STLUCIE-Equities Sawgrass	184496107	CLEAN HARBORS ORD	NA	NA	NA	40.00	12/10/2019	---	3,435.87	0.00	0.00	(5.87)	3,430.00	3,430.00
STLUCIE-Equities Sawgrass	20030N101	COMCAST CL A ORD	NA	NA	NA	250.00	12/09/2016	---	8,582.48	0.00	0.00	2,660.02	11,242.50	11,242.50
STLUCIE-Equities Sawgrass	20030N101	COMCAST CL A ORD	NA	NA	NA	1,160.00	12/08/2016	---	39,990.88	0.00	0.00	12,174.32	52,165.20	52,165.20
STLUCIE-Equities Sawgrass	20030N101	COMCAST CL A ORD	NA	NA	NA	210.00	06/19/2017	---	8,678.99	0.00	0.00	764.71	9,443.70	9,443.70
STLUCIE-Equities Sawgrass	20030N101	COMCAST CL A ORD	NA	NA	NA	375.00	04/17/2019	---	15,656.16	0.00	0.00	1,207.65	16,863.75	16,863.75
STLUCIE-Equities Sawgrass	20030N101	COMCAST CL A ORD	NA	NA	NA	3,420.00	07/22/2019	---	151,621.25	0.00	0.00	2,176.15	153,797.40	153,797.40
STLUCIE-Equities Sawgrass	20030N101	COMCAST CL A ORD	NA	NA	NA	325.00	07/19/2019	---	14,565.62	0.00	0.00	49.63	14,615.25	14,615.25

**ST. LUCIE COUNTY BOARD OF COUNTY COMMISSIONERS
INVESTMENT PORTFOLIO
AS OF DECEMBER 31, 2019**

Account	Identifier	Description	S&P Rating	Fitch Rating	Moody's Rating	Current Units	Settle Date	Final Maturity	Book Value	Interest Due	Accrued Balance	Net Unrealized Gain/Loss	Market Value	Market Value + Accrued
STLUCIE-Equities Sawgrass	20030N101	COMCAST CL A ORD	NA	NA	NA	580.00	09/04/2019	---	25,645.86	0.00	0.00	436.74	26,082.60	26,082.60
STLUCIE-Equities Sawgrass	20030N101	COMCAST CL A ORD	NA	NA	NA	225.00	09/13/2019	---	10,397.25	0.00	0.00	(279.00)	10,118.25	10,118.25
STLUCIE-Equities Sawgrass	20030N101	COMCAST CL A ORD	NA	NA	NA	130.00	09/26/2019	---	5,951.43	0.00	0.00	(105.33)	5,846.10	5,846.10
STLUCIE-Equities Sawgrass	20030N101	COMCAST CL A ORD	NA	NA	NA	2,090.00	10/16/2019	---	93,738.17	0.00	0.00	249.13	93,987.30	93,987.30
STLUCIE-Equities Sawgrass	20030N101	COMCAST CL A ORD	NA	NA	NA	1,940.00	11/18/2019	---	88,296.00	0.00	0.00	(1,054.20)	87,241.80	87,241.80
STLUCIE-Equities Sawgrass	207410101	CONNMED ORD	NA	NA	NA	35.00	03/11/2019	---	2,724.18	12.00	0.00	1,189.87	3,914.05	3,914.05
STLUCIE-Equities Sawgrass	207410101	CONNMED ORD	NA	NA	NA	50.00	03/26/2019	---	4,038.17	10.00	0.00	1,553.33	5,591.50	5,591.50
STLUCIE-Equities Sawgrass	207410101	CONNMED ORD	NA	NA	NA	34.00	08/05/2019	---	3,185.67	6.80	0.00	616.55	3,802.22	3,802.22
STLUCIE-Equities Sawgrass	20825C104	CONOCOPHILLIPS ORD	NA	NA	NA	1,550.00	06/11/2018	---	107,321.22	0.00	0.00	(6,524.72)	100,796.50	100,796.50
STLUCIE-Equities Sawgrass	22052L104	CORTEVA ORD	NA	NA	NA	83.33	12/09/2016	---	2,751.81	0.00	0.00	(288.47)	2,463.33	2,463.33
STLUCIE-Equities Sawgrass	22052L104	CORTEVA ORD	NA	NA	NA	232.67	07/22/2016	---	7,235.87	0.00	0.00	(358.24)	6,877.63	6,877.63
STLUCIE-Equities Sawgrass	22052L104	CORTEVA ORD	NA	NA	NA	150.00	12/08/2016	---	4,996.92	0.00	0.00	(562.92)	4,434.00	4,434.00
STLUCIE-Equities Sawgrass	221006109	CORVEL ORD	NA	NA	NA	70.00	12/31/2019	---	6,096.32	0.00	0.00	18.88	6,115.20	6,115.20
STLUCIE-Equities Sawgrass	224633206	CRAWFORD CL A ORD	NA	NA	NA	765.00	12/31/2019	---	8,620.79	0.00	0.00	153.76	8,774.55	8,774.55
STLUCIE-Equities Sawgrass	227483104	CROSS COUNTRY HEALTHCARE ORD	NA	NA	NA	745.00	12/02/2019	---	9,170.80	0.00	0.00	(513.90)	8,656.90	8,656.90
STLUCIE-Equities Sawgrass	228368106	CROWN HOLDINGS ORD	NA	NA	NA	1,762.00	07/11/2018	---	80,800.91	0.00	0.00	47,014.57	127,815.48	127,815.48
STLUCIE-Equities Sawgrass	232109108	CUTERA ORD	NA	NA	NA	155.00	11/13/2019	---	5,673.34	0.00	0.00	(122.79)	5,550.55	5,550.55
STLUCIE-Equities Sawgrass	232109108	CUTERA ORD	NA	NA	NA	60.00	12/02/2019	---	2,334.89	0.00	0.00	(186.29)	2,148.60	2,148.60
STLUCIE-Equities Sawgrass	23332B106	DSP GROUP ORD	NA	NA	NA	240.00	10/16/2019	---	3,406.06	0.00	0.00	371.54	3,777.60	3,777.60
STLUCIE-Equities Sawgrass	23332B106	DSP GROUP ORD	NA	NA	NA	20.00	10/24/2019	---	2,291.20	0.00	0.00	227.20	2,518.40	2,518.40
STLUCIE-Equities Sawgrass	254687106	WALT DISNEY ORD	NA	NA	NA	355.00	07/24/2018	---	39,641.75	312.40	0.00	11,701.90	51,343.65	51,343.65
STLUCIE-Equities Sawgrass	254687106	WALT DISNEY ORD	NA	NA	NA	225.00	07/25/2018	---	24,960.15	198.00	0.00	7,581.60	32,541.75	32,541.75
STLUCIE-Equities Sawgrass	254687106	WALT DISNEY ORD	NA	NA	NA	580.00	07/31/2018	---	65,574.97	510.40	0.00	18,310.43	83,885.40	83,885.40
STLUCIE-Equities Sawgrass	254687106	WALT DISNEY ORD	NA	NA	NA	750.00	08/03/2018	---	84,848.63	660.00	0.00	23,623.87	108,472.50	108,472.50
STLUCIE-Equities Sawgrass	254687106	WALT DISNEY ORD	NA	NA	NA	520.00	08/10/2018	---	59,769.11	457.60	0.00	15,438.49	75,207.60	75,207.60
STLUCIE-Equities Sawgrass	254687106	WALT DISNEY ORD	NA	NA	NA	80.00	10/29/2018	---	9,166.40	70.40	0.00	2,404.00	11,570.40	11,570.40
STLUCIE-Equities Sawgrass	254687106	WALT DISNEY ORD	NA	NA	NA	420.00	03/29/2019	---	46,324.95	369.60	0.00	14,419.65	60,744.60	60,744.60
STLUCIE-Equities Sawgrass	260557103	DOW ORD	NA	NA	NA	90.00	09/26/2019	---	11,909.01	79.20	0.00	1,107.69	13,016.70	13,016.70
STLUCIE-Equities Sawgrass	260557103	DOW ORD	NA	NA	NA	83.33	12/09/2016	---	4,552.89	0.00	0.00	7.94	4,560.83	4,560.83
STLUCIE-Equities Sawgrass	260557103	DOW ORD	NA	NA	NA	232.66	07/22/2016	---	11,971.64	0.00	0.00	762.02	12,733.66	12,733.66
STLUCIE-Equities Sawgrass	260557103	DOW ORD	NA	NA	NA	150.00	12/08/2016	---	8,267.45	0.00	0.00	(57.95)	8,209.50	8,209.50
STLUCIE-Equities Sawgrass	260557103	DOW ORD	NA	NA	NA	803.00	11/12/2019	---	44,404.21	0.00	0.00	(456.02)	43,948.19	43,948.19
STLUCIE-Equities Sawgrass	26504100	DUNKIN BRANDS GROUP ORD	NA	NA	NA	120.00	02/20/2018	---	7,656.00	0.00	0.00	1,408.80	9,064.80	9,064.80
STLUCIE-Equities Sawgrass	26504100	DUNKIN BRANDS GROUP ORD	NA	NA	NA	570.00	03/13/2018	---	34,661.53	0.00	0.00	8,396.27	43,057.80	43,057.80
STLUCIE-Equities Sawgrass	26504100	DUNKIN BRANDS GROUP ORD	NA	NA	NA	1,090.00	07/11/2018	---	77,257.57	0.00	0.00	5,081.03	82,338.60	82,338.60
STLUCIE-Equities Sawgrass	26504100	DUNKIN BRANDS GROUP ORD	NA	NA	NA	680.00	07/31/2018	---	47,938.78	0.00	0.00	3,428.42	51,367.20	51,367.20
STLUCIE-Equities Sawgrass	26504100	DUNKIN BRANDS GROUP ORD	NA	NA	NA	190.00	12/13/2018	---	65,679.20	0.00	0.00	4,573.00	70,252.20	70,252.20
STLUCIE-Equities Sawgrass	26504100	DUNKIN BRANDS GROUP ORD	NA	NA	NA	90.00	09/26/2019	---	15,359.18	0.00	0.00	(1,006.58)	14,352.60	14,352.60
STLUCIE-Equities Sawgrass	26614N102	DUPONT DE NEMOURS ORD	NA	NA	NA	83.33	12/09/2016	---	6,590.25	0.00	0.00	(1,240.25)	5,350.00	5,350.00
STLUCIE-Equities Sawgrass	26614N102	DUPONT DE NEMOURS ORD	NA	NA	NA	232.67	07/22/2016	---	17,329.03	0.00	0.00	(2,391.86)	14,937.18	14,937.18
STLUCIE-Equities Sawgrass	26614N102	DUPONT DE NEMOURS ORD	NA	NA	NA	150.00	12/08/2016	---	11,967.04	0.00	0.00	(2,337.04)	9,630.00	9,630.00
STLUCIE-Equities Sawgrass	26614N102	DUPONT DE NEMOURS ORD	NA	NA	NA	357.00	11/12/2019	---	25,479.77	0.00	0.00	(2,560.37)	22,919.40	22,919.40
STLUCIE-Equities Sawgrass	27865100	ECOLAB ORD	NA	NA	NA	353.00	12/13/2018	---	55,247.39	165.91	0.00	12,878.08	68,125.47	68,125.47
STLUCIE-Equities Sawgrass	27865100	ECOLAB ORD	NA	NA	NA	460.00	12/17/2018	---	71,332.25	216.20	0.00	17,443.15	88,775.40	88,775.40
STLUCIE-Equities Sawgrass	27865100	ECOLAB ORD	NA	NA	NA	270.00	11/01/2019	---	52,557.47	126.90	0.00	(450.17)	52,107.30	52,107.30
STLUCIE-Equities Sawgrass	27865100	ECOLAB ORD	NA	NA	NA	20.00	05/31/2019	---	1,623.52	0.00	0.00	102.48	1,726.00	1,726.00
STLUCIE-Equities Sawgrass	29084Q100	EMCOR GROUP ORD	NA	NA	NA	40.00	06/07/2019	---	3,348.97	0.00	0.00	103.03	3,452.00	3,452.00
STLUCIE-Equities Sawgrass	29084Q100	EMCOR GROUP ORD	NA	NA	NA	40.00	06/13/2019	---	3,319.81	0.00	0.00	132.19	3,452.00	3,452.00
STLUCIE-Equities Sawgrass	29084Q100	EMCOR GROUP ORD	NA	NA	NA	40.00	06/20/2019	---	3,369.42	0.00	0.00	82.58	3,452.00	3,452.00
STLUCIE-Equities Sawgrass	29084Q100	EMCOR GROUP ORD	NA	NA	NA	40.00	07/19/2019	---	3,413.79	0.00	0.00	38.21	3,452.00	3,452.00
STLUCIE-Equities Sawgrass	29084Q100	EMCOR GROUP ORD	NA	NA	NA	30.00	09/13/2019	---	2,640.46	0.00	0.00	(51.46)	2,589.00	2,589.00
STLUCIE-Equities Sawgrass	29084Q100	EMCOR GROUP ORD	NA	NA	NA	80.00	09/30/2019	---	6,943.20	0.00	0.00	(39.20)	6,904.00	6,904.00
STLUCIE-Equities Sawgrass	29084Q100	EMCOR GROUP ORD	NA	NA	NA	40.00	10/16/2019	---	3,454.25	0.00	0.00	(2.25)	3,452.00	3,452.00
STLUCIE-Equities Sawgrass	29084Q100	EMCOR GROUP ORD	NA	NA	NA	30.00	10/18/2019	---	2,599.94	0.00	0.00	(10.94)	2,589.00	2,589.00
STLUCIE-Equities Sawgrass	296315104	ESCO TECHNOLOGIES ORD	NA	NA	NA	35.00	10/09/2018	---	2,343.81	2.80	0.00	893.69	3,237.50	3,237.50
STLUCIE-Equities Sawgrass	296315104	ESCO TECHNOLOGIES ORD	NA	NA	NA	20.00	12/03/2018	---	1,392.76	1.60	0.00	457.24	1,850.00	1,850.00

**ST. LUCIE COUNTY BOARD OF COUNTY COMMISSIONERS
INVESTMENT PORTFOLIO
AS OF DECEMBER 31, 2019**

Account	Identifier	Description	S&P Rating	Fitch Rating	Moody's Rating	Current Units	Settle Date	Final Maturity	Book Value	Interest Due	Accrued Balance	Net Unrealized Gain/Loss	Market Value	Market Value + Accrued
STLUCIE-Equities Sawgrass	296315104	ESCO TECHNOLOGIES ORD	NA	NA	NA	50.00	02/15/2019	---	3,405.48	4.00	0.00	1,219.52	4,625.00	4,625.00
STLUCIE-Equities Sawgrass	296315104	ESCO TECHNOLOGIES ORD	NA	NA	NA	60.00	02/22/2019	---	4,217.24	4.80	0.00	1,332.76	5,550.00	5,550.00
STLUCIE-Equities Sawgrass	296315104	ESCO TECHNOLOGIES ORD	NA	NA	NA	40.00	05/23/2019	---	2,918.91	3.20	0.00	781.09	3,700.00	3,700.00
STLUCIE-Equities Sawgrass	296315104	ESCO TECHNOLOGIES ORD	NA	NA	NA	10.00	07/01/2019	---	796.90	0.80	0.00	128.10	925.00	925.00
STLUCIE-Equities Sawgrass	296315104	ESCO TECHNOLOGIES ORD	NA	NA	NA	20.00	07/29/2019	---	1,708.43	1.60	0.00	1,741.57	1,850.00	1,850.00
STLUCIE-Equities Sawgrass	296315104	ESCO TECHNOLOGIES ORD	NA	NA	NA	20.00	11/19/2019	---	1,697.37	1.60	0.00	152.63	1,850.00	1,850.00
STLUCIE-Equities Sawgrass	302130109	EXPEDITORS INTERNATIONAL OF WASN ORD	NA	NA	NA	320.00	12/08/2016	---	17,235.20	0.00	0.00	7,731.20	24,966.40	24,966.40
STLUCIE-Equities Sawgrass	302130109	EXPEDITORS INTERNATIONAL OF WASN ORD	NA	NA	NA	480.00	08/17/2017	---	26,741.71	0.00	0.00	10,707.89	37,449.60	37,449.60
STLUCIE-Equities Sawgrass	302130109	EXPEDITORS INTERNATIONAL OF WASN ORD	NA	NA	NA	940.00	12/04/2017	---	60,413.80	0.00	0.00	12,925.00	73,338.80	73,338.80
STLUCIE-Equities Sawgrass	302130109	EXPEDITORS INTERNATIONAL OF WASN ORD	NA	NA	NA	340.00	02/16/2018	---	21,574.16	0.00	0.00	4,952.64	26,526.80	26,526.80
STLUCIE-Equities Sawgrass	302130109	EXPEDITORS INTERNATIONAL OF WASN ORD	NA	NA	NA	850.00	08/09/2018	---	59,561.63	0.00	0.00	6,755.37	66,317.00	66,317.00
STLUCIE-Equities Sawgrass	302130109	EXPEDITORS INTERNATIONAL OF WASN ORD	NA	NA	NA	680.00	03/29/2019	---	50,428.32	0.00	0.00	2,625.28	53,053.60	53,053.60
STLUCIE-Equities Sawgrass	302130109	EXPEDITORS INTERNATIONAL OF WASN ORD	NA	NA	NA	930.00	05/09/2019	---	70,072.25	0.00	0.00	2,486.35	72,558.60	72,558.60
STLUCIE-Equities Sawgrass	302130109	EXPEDITORS INTERNATIONAL OF WASN ORD	NA	NA	NA	150.00	09/26/2019	---	10,812.20	0.00	0.00	890.80	11,703.00	11,703.00
STLUCIE-Equities Sawgrass	30214U102	EXPONENT ORD	NA	NA	NA	5.00	10/09/2018	---	261.35	0.00	0.00	83.70	345.05	345.05
STLUCIE-Equities Sawgrass	30214U102	EXPONENT ORD	NA	NA	NA	20.00	11/13/2018	---	1,059.10	0.00	0.00	321.10	1,380.20	1,380.20
STLUCIE-Equities Sawgrass	30214U102	EXPONENT ORD	NA	NA	NA	30.00	11/20/2018	---	1,586.98	0.00	0.00	483.32	2,070.30	2,070.30
STLUCIE-Equities Sawgrass	30214U102	EXPONENT ORD	NA	NA	NA	25.00	12/03/2018	---	1,278.88	0.00	0.00	1,725.25	1,725.25	1,725.25
STLUCIE-Equities Sawgrass	30214U102	EXPONENT ORD	NA	NA	NA	40.00	03/26/2019	---	2,284.03	0.00	0.00	476.37	2,760.40	2,760.40
STLUCIE-Equities Sawgrass	30231G102	EXXON MOBIL ORD	NA	NA	NA	800.00	07/22/2016	---	75,623.04	0.00	0.00	(19,799.04)	55,824.00	55,824.00
STLUCIE-Equities Sawgrass	30231G102	EXXON MOBIL ORD	NA	NA	NA	300.00	12/08/2016	---	26,266.50	0.00	0.00	(5,332.50)	20,934.00	20,934.00
STLUCIE-Equities Sawgrass	30231G102	EXXON MOBIL ORD	NA	NA	NA	175.00	12/09/2016	---	15,206.50	0.00	0.00	(2,995.00)	12,211.50	12,211.50
STLUCIE-Equities Sawgrass	30231G102	EXXON MOBIL ORD	NA	NA	NA	200.00	01/05/2018	---	17,308.26	0.00	0.00	(3,352.26)	13,956.00	13,956.00
STLUCIE-Equities Sawgrass	30231G102	EXXON MOBIL ORD	NA	NA	NA	125.00	06/11/2018	---	10,368.84	0.00	0.00	(1,646.34)	8,722.50	8,722.50
STLUCIE-Equities Sawgrass	30231G102	EXXON MOBIL ORD	NA	NA	NA	80.00	10/12/2018	---	6,791.12	0.00	0.00	(1,208.72)	5,582.40	5,582.40
STLUCIE-Equities Sawgrass	30231G102	EXXON MOBIL ORD	NA	NA	NA	50.00	10/29/2018	---	3,952.50	0.00	0.00	(463.50)	3,489.00	3,489.00
STLUCIE-Equities Sawgrass	302941109	FTI CONSULTING ORD	NA	NA	NA	15.00	02/28/2019	---	1,127.12	0.00	0.00	532.78	1,659.90	1,659.90
STLUCIE-Equities Sawgrass	302941109	FTI CONSULTING ORD	NA	NA	NA	30.00	05/31/2019	---	2,496.13	0.00	0.00	823.67	3,319.80	3,319.80
STLUCIE-Equities Sawgrass	302941109	FTI CONSULTING ORD	NA	NA	NA	40.00	06/07/2019	---	3,414.74	0.00	0.00	1,011.66	4,426.40	4,426.40
STLUCIE-Equities Sawgrass	302941109	FTI CONSULTING ORD	NA	NA	NA	40.00	06/13/2019	---	3,373.12	0.00	0.00	1,053.28	4,426.40	4,426.40
STLUCIE-Equities Sawgrass	302941109	FTI CONSULTING ORD	NA	NA	NA	40.00	08/19/2019	---	4,135.37	0.00	0.00	291.03	4,426.40	4,426.40
STLUCIE-Equities Sawgrass	302941109	FTI CONSULTING ORD	NA	NA	NA	30.00	08/29/2019	---	3,177.44	0.00	0.00	142.36	3,319.80	3,319.80
STLUCIE-Equities Sawgrass	302941109	FTI CONSULTING ORD	NA	NA	NA	10.00	10/18/2019	---	1,117.36	0.00	0.00	(10.76)	1,106.60	1,106.60
STLUCIE-Equities Sawgrass	302941109	FTI CONSULTING ORD	NA	NA	NA	20.00	10/29/2019	---	2,195.52	0.00	0.00	17.68	2,213.20	2,213.20
STLUCIE-Equities Sawgrass	30303M102	FACEBOOK CL A ORD	NA	NA	NA	17.00	05/14/2019	---	3,158.77	0.00	0.00	330.48	3,489.25	3,489.25
STLUCIE-Equities Sawgrass	313855108	FEDERAL SIGNAL ORD	NA	NA	NA	60.00	03/26/2019	---	1,480.18	0.00	0.00	1,935.00	1,935.00	1,935.00
STLUCIE-Equities Sawgrass	313855108	FEDERAL SIGNAL ORD	NA	NA	NA	45.00	07/26/2019	---	1,275.30	0.00	0.00	175.95	1,451.25	1,451.25
STLUCIE-Equities Sawgrass	313855108	FEDERAL SIGNAL ORD	NA	NA	NA	75.00	08/02/2019	---	2,452.71	0.00	0.00	(33.96)	2,418.75	2,418.75
STLUCIE-Equities Sawgrass	314211103	FEDERATED INVESTORS CL B ORD	NA	NA	NA	50.00	02/08/2019	---	1,360.67	0.00	0.00	268.83	1,629.50	1,629.50
STLUCIE-Equities Sawgrass	314211103	FEDERATED INVESTORS CL B ORD	NA	NA	NA	45.00	03/04/2019	---	1,341.86	0.00	0.00	124.69	1,466.55	1,466.55
STLUCIE-Equities Sawgrass	314211103	FEDERATED INVESTORS CL B ORD	NA	NA	NA	80.00	05/31/2019	---	2,510.97	0.00	0.00	96.23	2,607.20	2,607.20
STLUCIE-Equities Sawgrass	314211103	FEDERATED INVESTORS CL B ORD	NA	NA	NA	110.00	06/07/2019	---	3,488.17	0.00	0.00	96.73	3,584.90	3,584.90
STLUCIE-Equities Sawgrass	314211103	FEDERATED INVESTORS CL B ORD	NA	NA	NA	110.00	08/01/2019	---	3,840.02	0.00	0.00	(255.12)	3,584.90	3,584.90
STLUCIE-Equities Sawgrass	314211103	FEDERATED INVESTORS CL B ORD	NA	NA	NA	70.00	11/12/2019	---	2,372.03	0.00	0.00	(90.73)	2,281.30	2,281.30
STLUCIE-Equities Sawgrass	314211103	FEDERATED INVESTORS CL B ORD	NA	NA	NA	80.00	11/19/2019	---	2,687.89	0.00	0.00	(80.69)	2,607.20	2,607.20
STLUCIE-Equities Sawgrass	314211103	FEDERATED INVESTORS CL B ORD	NA	NA	NA	90.00	11/26/2019	---	2,981.48	0.00	0.00	(48.38)	2,933.10	2,933.10
STLUCIE-Equities Sawgrass	314211103	FEDERATED INVESTORS CL B ORD	NA	NA	NA	60.00	12/02/2019	---	2,027.85	0.00	0.00	(72.45)	1,955.40	1,955.40
STLUCIE-Equities Sawgrass	314211103	FEDERATED INVESTORS CL B ORD	NA	NA	NA	120.00	12/10/2019	---	4,089.37	0.00	0.00	(178.57)	3,910.80	3,910.80
STLUCIE-Equities Sawgrass	31620R303	FIDELITY NATIONAL FINANCIAL ORD	NA	NA	NA	250.00	12/09/2016	---	5,792.93	0.00	0.00	5,544.57	11,337.50	11,337.50
STLUCIE-Equities Sawgrass	31620R303	FIDELITY NATIONAL FINANCIAL ORD	NA	NA	NA	1,125.00	07/22/2016	---	29,987.29	0.00	0.00	21,031.46	51,018.75	51,018.75
STLUCIE-Equities Sawgrass	31620R303	FIDELITY NATIONAL FINANCIAL ORD	NA	NA	NA	425.00	12/08/2016	---	9,765.10	0.00	0.00	9,508.65	19,273.75	19,273.75
STLUCIE-Equities Sawgrass	31620R303	FIDELITY NATIONAL FINANCIAL ORD	NA	NA	NA	25.00	07/19/2019	---	1,068.00	0.00	0.00	65.75	1,133.75	1,133.75
STLUCIE-Equities Sawgrass	337738108	FISERV ORD	NA	NA	NA	60.00	06/29/2018	---	4,414.20	0.00	0.00	2,523.60	6,937.80	6,937.80
STLUCIE-Equities Sawgrass	337930705	FLAGSTAR BANCORP ORD	NA	NA	NA	30.00	09/16/2019	---	1,118.70	0.00	0.00	28.80	1,147.50	1,147.50
STLUCIE-Equities Sawgrass	337930705	FLAGSTAR BANCORP ORD	NA	NA	NA	30.00	10/16/2019	---	1,155.00	0.00	0.00	(7.50)	1,147.50	1,147.50
STLUCIE-Equities Sawgrass	363576109	ARTHUR J GALLAGHER ORD	NA	NA	NA	725.00	06/08/2018	---	48,326.69	0.00	0.00	20,715.06	69,041.75	69,041.75
STLUCIE-Equities Sawgrass	363576109	ARTHUR J GALLAGHER ORD	NA	NA	NA	50.00	10/29/2018	---	3,672.00	0.00	0.00	1,089.50	4,761.50	4,761.50

**ST. LUCIE COUNTY BOARD OF COUNTY COMMISSIONERS
INVESTMENT PORTFOLIO
AS OF DECEMBER 31, 2019**

Account	Identifier	Description	S&P Rating	Fitch Rating	Moody's Rating	Current Units	Settle Date	Maturity	Final Maturity	Book Value	Interest Due	Accrued Balance	Net Unrealized Gain/Loss	Market Value	Market Value + Accrued
STLUCIE-Equities Sawgrass	363576109	ARTHUR J GALLAGHER ORD	NA	NA	NA	60.00	11/28/2018	---	---	4,613.40	0.00	0.00	1,100.40	5,713.80	5,713.80
STLUCIE-Equities Sawgrass	363576109	ARTHUR J GALLAGHER ORD	NA	NA	NA	300.00	04/17/2019	---	---	24,198.69	0.00	0.00	4,370.31	28,569.00	28,569.00
STLUCIE-Equities Sawgrass	368736104	GENERAC HOLDINGS ORD	NA	NA	NA	5.00	06/11/2019	---	---	301.30	0.00	0.00	201.65	502.95	502.95
STLUCIE-Equities Sawgrass	368736104	GENERAC HOLDINGS ORD	NA	NA	NA	40.00	06/12/2019	---	---	2,507.28	0.00	0.00	1,516.32	4,023.60	4,023.60
STLUCIE-Equities Sawgrass	36950108	GENERAL DYNAMICS ORD	NA	NA	NA	375.00	07/12/2018	---	---	72,147.71	0.00	0.00	(6,016.46)	66,131.25	66,131.25
STLUCIE-Equities Sawgrass	37045V100	GENERAL MOTORS ORD	NA	NA	NA	1,500.00	12/16/2016	---	---	55,747.20	0.00	0.00	(847.20)	54,900.00	54,900.00
STLUCIE-Equities Sawgrass	37045V100	GENERAL MOTORS ORD	NA	NA	NA	375.00	08/14/2017	---	---	13,215.00	0.00	0.00	510.00	13,725.00	13,725.00
STLUCIE-Equities Sawgrass	37045V100	GENERAL MOTORS ORD	NA	NA	NA	950.00	09/29/2017	---	---	38,351.03	0.00	0.00	(3,581.03)	34,770.00	34,770.00
STLUCIE-Equities Sawgrass	374689107	GIBALTAR INDUSTRIES ORD	NA	NA	NA	35.00	03/11/2019	---	---	1,371.45	0.00	0.00	393.95	1,765.40	1,765.40
STLUCIE-Equities Sawgrass	374689107	GIBALTAR INDUSTRIES ORD	NA	NA	NA	35.00	08/12/2019	---	---	1,485.32	0.00	0.00	1,242.25	1,765.40	1,765.40
STLUCIE-Equities Sawgrass	374689107	GIBALTAR INDUSTRIES ORD	NA	NA	NA	25.00	10/24/2019	---	---	1,136.75	0.00	0.00	1,261.00	1,261.00	1,261.00
STLUCIE-Equities Sawgrass	374689107	GIBALTAR INDUSTRIES ORD	NA	NA	NA	15.00	11/13/2019	---	---	791.40	0.00	0.00	(34.80)	756.60	756.60
STLUCIE-Equities Sawgrass	379577208	GLOBUS MEDICAL CL A ORD	NA	NA	NA	90.00	10/08/2019	---	---	4,549.52	0.00	0.00	749.68	5,299.20	5,299.20
STLUCIE-Equities Sawgrass	379577208	GLOBUS MEDICAL CL A ORD	NA	NA	NA	55.00	12/02/2019	---	---	3,099.11	0.00	0.00	139.29	3,238.40	3,238.40
STLUCIE-Equities Sawgrass	388689101	GRAPHIC PACKAGING HOLDING ORD	NA	NA	NA	85.00	08/09/2019	---	---	1,240.02	6.38	0.00	175.23	1,415.25	1,415.25
STLUCIE-Equities Sawgrass	388689101	GRAPHIC PACKAGING HOLDING ORD	NA	NA	NA	160.00	10/24/2019	---	---	2,511.20	12.00	0.00	152.80	2,664.00	2,664.00
STLUCIE-Equities Sawgrass	388689101	GRAPHIC PACKAGING HOLDING ORD	NA	NA	NA	120.00	11/13/2019	---	---	1,942.73	9.00	0.00	55.27	1,998.00	1,998.00
STLUCIE-Equities Sawgrass	398905109	GROUP 1 AUTOMOTIVE ORD	NA	NA	NA	10.00	07/22/2019	---	---	825.20	0.00	0.00	1,000.00	1,000.00	1,000.00
STLUCIE-Equities Sawgrass	398905109	GROUP 1 AUTOMOTIVE ORD	NA	NA	NA	40.00	07/25/2019	---	---	3,425.76	0.00	0.00	574.24	4,000.00	4,000.00
STLUCIE-Equities Sawgrass	41043F208	HAEMONETICS ORD	NA	NA	NA	45.00	08/09/2019	---	---	5,837.08	0.00	0.00	(666.58)	5,170.50	5,170.50
STLUCIE-Equities Sawgrass	431475102	HANGER ORD	NA	NA	NA	250.00	12/02/2019	---	---	6,511.00	0.00	0.00	391.50	6,902.50	6,902.50
STLUCIE-Equities Sawgrass	431475102	HILL ROM HOLDINGS ORD	NA	NA	NA	10.00	03/26/2019	---	---	1,050.43	0.00	0.00	84.88	1,135.30	1,135.30
STLUCIE-Equities Sawgrass	431475102	HILL ROM HOLDINGS ORD	NA	NA	NA	30.00	04/01/2019	---	---	3,168.31	0.00	0.00	237.59	3,405.90	3,405.90
STLUCIE-Equities Sawgrass	431475102	HILL ROM HOLDINGS ORD	NA	NA	NA	26.00	09/27/2019	---	---	2,749.52	0.00	0.00	202.26	2,951.78	2,951.78
STLUCIE-Equities Sawgrass	437076102	HOME DEPOT ORD	NA	NA	NA	28.00	06/04/2018	---	---	5,213.04	0.00	0.00	901.60	6,114.64	6,114.64
STLUCIE-Equities Sawgrass	438516106	HONEYWELL INTERNATIONAL ORD	NA	NA	NA	310.00	07/22/2016	---	---	35,234.84	0.00	0.00	19,635.16	54,870.00	54,870.00
STLUCIE-Equities Sawgrass	438516106	HONEYWELL INTERNATIONAL ORD	NA	NA	NA	150.00	12/08/2016	---	---	16,279.46	0.00	0.00	10,270.54	26,550.00	26,550.00
STLUCIE-Equities Sawgrass	438516106	HONEYWELL INTERNATIONAL ORD	NA	NA	NA	75.00	12/09/2016	---	---	8,133.03	0.00	0.00	5,141.97	13,275.00	13,275.00
STLUCIE-Equities Sawgrass	438516106	HONEYWELL INTERNATIONAL ORD	NA	NA	NA	65.00	06/04/2018	---	---	9,242.37	0.00	0.00	2,622.63	11,505.00	11,505.00
STLUCIE-Equities Sawgrass	441593103	HOULIHAN LOK CL A ORD	NA	NA	NA	125.00	12/31/2019	---	---	6,121.33	0.00	0.00	(12.58)	6,108.75	6,108.75
STLUCIE-Equities Sawgrass	447462102	HURON CONSULTING GROUP ORD	NA	NA	NA	50.00	10/16/2019	---	---	3,073.66	0.00	0.00	362.34	3,436.00	3,436.00
STLUCIE-Equities Sawgrass	447462102	HURON CONSULTING GROUP ORD	NA	NA	NA	60.00	11/05/2019	---	---	3,985.44	0.00	0.00	137.76	4,123.20	4,123.20
STLUCIE-Equities Sawgrass	447462102	HURON CONSULTING GROUP ORD	NA	NA	NA	40.00	11/12/2019	---	---	2,696.26	0.00	0.00	52.54	2,748.80	2,748.80
STLUCIE-Equities Sawgrass	447462102	HURON CONSULTING GROUP ORD	NA	NA	NA	40.00	11/19/2019	---	---	2,654.20	0.00	0.00	94.60	2,748.80	2,748.80
STLUCIE-Equities Sawgrass	447462102	HURON CONSULTING GROUP ORD	NA	NA	NA	40.00	12/10/2019	---	---	2,735.53	0.00	0.00	13.27	2,748.80	2,748.80
STLUCIE-Equities Sawgrass	457030104	INGLES MARKETS CL A ORD	NA	NA	NA	120.00	11/13/2019	---	---	5,145.68	0.00	0.00	555.52	5,701.20	5,701.20
STLUCIE-Equities Sawgrass	457030104	INGLES MARKETS CL A ORD	NA	NA	NA	50.00	12/31/2019	---	---	2,381.12	0.00	0.00	(5.62)	2,375.50	2,375.50
STLUCIE-Equities Sawgrass	45765U103	INSIGHT ENTERPRISES ORD	NA	NA	NA	75.00	12/02/2019	---	---	4,902.00	0.00	0.00	369.75	5,271.75	5,271.75
STLUCIE-Equities Sawgrass	45765U103	INSIGHT ENTERPRISES ORD	NA	NA	NA	35.00	12/31/2019	---	---	2,479.09	0.00	0.00	(18.94)	2,460.15	2,460.15
STLUCIE-Equities Sawgrass	45781D101	INOV ALON HOLDINGS CL A ORD	NA	NA	NA	130.00	05/13/2019	---	---	1,785.76	0.00	0.00	660.84	2,446.60	2,446.60
STLUCIE-Equities Sawgrass	45781D101	INOV ALON HOLDINGS CL A ORD	NA	NA	NA	300.00	05/31/2019	---	---	4,169.91	0.00	0.00	1,476.09	5,646.00	5,646.00
STLUCIE-Equities Sawgrass	45781D101	INOV ALON HOLDINGS CL A ORD	NA	NA	NA	185.00	06/11/2019	---	---	2,603.02	0.00	0.00	878.68	3,481.70	3,481.70
STLUCIE-Equities Sawgrass	45781D101	INOV ALON HOLDINGS CL A ORD	NA	NA	NA	410.00	06/12/2019	---	---	5,896.83	0.00	0.00	1,819.37	7,716.20	7,716.20
STLUCIE-Equities Sawgrass	45781D101	INOV ALON HOLDINGS CL A ORD	NA	NA	NA	192.00	08/05/2019	---	---	3,247.33	0.00	0.00	366.11	3,613.44	3,613.44
STLUCIE-Equities Sawgrass	45781D101	INOV ALON HOLDINGS CL A ORD	NA	NA	NA	140.00	11/19/2019	---	---	2,449.73	0.00	0.00	185.07	2,634.80	2,634.80
STLUCIE-Equities Sawgrass	458140100	INTEL ORD	NA	NA	NA	1,025.00	07/22/2016	---	---	36,028.75	0.00	0.00	25,317.50	61,346.25	61,346.25
STLUCIE-Equities Sawgrass	458140100	INTEL ORD	NA	NA	NA	525.00	12/08/2016	---	---	18,070.50	0.00	0.00	13,350.75	31,421.25	31,421.25
STLUCIE-Equities Sawgrass	458140100	INTEL ORD	NA	NA	NA	300.00	12/09/2016	---	---	10,350.00	0.00	0.00	7,605.00	17,955.00	17,955.00
STLUCIE-Equities Sawgrass	458140100	INTEL ORD	NA	NA	NA	50.00	07/19/2019	---	---	2,471.00	0.00	0.00	521.50	2,992.50	2,992.50
STLUCIE-Equities Sawgrass	459200101	INTERNATIONAL BUSINESS MACHINES ORD	NA	NA	NA	125.00	09/13/2019	---	---	6,500.00	0.00	0.00	921.25	7,481.25	7,481.25
STLUCIE-Equities Sawgrass	459200101	INTERNATIONAL BUSINESS MACHINES ORD	NA	NA	NA	325.00	01/22/2018	---	---	55,000.99	0.00	0.00	(11,437.99)	43,563.00	43,563.00
STLUCIE-Equities Sawgrass	46571Y107	IS VERTICALS CL A ORD	NA	NA	NA	175.00	07/19/2019	---	---	25,041.78	0.00	0.00	(1,584.78)	23,457.00	23,457.00
STLUCIE-Equities Sawgrass	46571Y107	IS VERTICALS CL A ORD	NA	NA	NA	95.00	07/01/2019	---	---	2,747.42	0.00	0.00	(63.67)	2,683.75	2,683.75
STLUCIE-Equities Sawgrass	46571Y107	IS VERTICALS CL A ORD	NA	NA	NA	130.00	07/19/2019	---	---	3,748.65	0.00	0.00	(76.15)	3,672.50	3,672.50
STLUCIE-Equities Sawgrass	46625H100	IPMORGAN CHASE ORD	NA	NA	NA	100.00	08/01/2019	---	---	2,901.09	0.00	0.00	(76.09)	2,825.00	2,825.00
STLUCIE-Equities Sawgrass	46625H100	IPMORGAN CHASE ORD	NA	NA	NA	945.00	07/22/2016	---	---	60,385.12	0.00	0.00	71,347.88	131,733.00	131,733.00
STLUCIE-Equities Sawgrass	46625H100	IPMORGAN CHASE ORD	NA	NA	NA	450.00	12/08/2016	---	---	37,430.91	0.00	0.00	25,299.09	62,730.00	62,730.00

**ST. LUCIE COUNTY BOARD OF COUNTY COMMISSIONERS
INVESTMENT PORTFOLIO
AS OF DECEMBER 31, 2019**

Account	Identifier	Description	S&P Rating	Fitch Rating	Moody's Rating	Current Units	Settle Date	Final Maturity	Book Value	Interest Due	Accrued Balance	Net Unrealized Gain/Loss	Market Value	Market Value + Accrued
STLUCIE-Equities Sawgrass	46625H100	IPMORGAN CHASE ORD	NA	NA	NA	250.00	12/09/2016	---	20,718.75	0.00	0.00	14,131.25	34,850.00	34,850.00
STLUCIE-Equities Sawgrass	46625H100	IPMORGAN CHASE ORD	NA	NA	NA	95.00	06/04/2018	---	10,224.85	0.00	0.00	3,018.15	13,243.00	13,243.00
STLUCIE-Equities Sawgrass	478160104	JOHNSON & JOHNSON ORD	NA	NA	NA	125.00	12/09/2016	---	14,025.78	0.00	0.00	4,207.97	18,233.75	18,233.75
STLUCIE-Equities Sawgrass	478160104	JOHNSON & JOHNSON ORD	NA	NA	NA	334.00	12/08/2016	---	37,364.48	0.00	0.00	11,356.10	48,720.58	48,720.58
STLUCIE-Equities Sawgrass	478160104	JOHNSON & JOHNSON ORD	NA	NA	NA	310.00	02/23/2017	---	36,711.78	0.00	0.00	8,507.92	45,219.70	45,219.70
STLUCIE-Equities Sawgrass	478160104	JOHNSON & JOHNSON ORD	NA	NA	NA	60.00	06/19/2017	---	7,981.46	0.00	0.00	770.74	8,752.20	8,752.20
STLUCIE-Equities Sawgrass	478160104	JOHNSON & JOHNSON ORD	NA	NA	NA	70.00	02/28/2018	---	9,255.75	0.00	0.00	955.15	10,210.90	10,210.90
STLUCIE-Equities Sawgrass	478160104	JOHNSON & JOHNSON ORD	NA	NA	NA	76.00	06/04/2018	---	9,155.72	0.00	0.00	1,930.40	11,086.12	11,086.12
STLUCIE-Equities Sawgrass	478160104	JOHNSON & JOHNSON ORD	NA	NA	NA	47.00	04/22/2019	---	6,535.82	0.00	0.00	320.07	6,855.89	6,855.89
STLUCIE-Equities Sawgrass	48123V102	12 GLOBAL ORD	NA	NA	NA	25.00	10/16/2019	---	2,396.94	0.00	0.00	(54.19)	2,342.75	2,342.75
STLUCIE-Equities Sawgrass	48123V102	12 GLOBAL ORD	NA	NA	NA	25.00	10/24/2019	---	2,355.17	0.00	0.00	(12.42)	2,342.75	2,342.75
STLUCIE-Equities Sawgrass	494274103	KIMBALL INTERNATIONAL CL B ORD	NA	NA	NA	185.00	12/31/2019	---	3,828.72	0.00	0.00	(4.77)	3,823.95	3,823.95
STLUCIE-Equities Sawgrass	49428J109	KIMBALL ELECTRONICS ORD	NA	NA	NA	230.00	12/31/2019	---	4,098.32	0.00	0.00	(61.82)	4,036.50	4,036.50
STLUCIE-Equities Sawgrass	49714P108	KINSALE CAPITAL GROUP ORD	NA	NA	NA	37.00	08/19/2019	---	3,467.89	0.00	0.00	293.53	3,761.42	3,761.42
STLUCIE-Equities Sawgrass	49714P108	KINSALE CAPITAL GROUP ORD	NA	NA	NA	40.00	08/29/2019	---	3,844.79	0.00	0.00	0.00	4,066.40	4,066.40
STLUCIE-Equities Sawgrass	49714P108	KINSALE CAPITAL GROUP ORD	NA	NA	NA	30.00	09/13/2019	---	3,014.33	0.00	0.00	35.47	3,049.80	3,049.80
STLUCIE-Equities Sawgrass	49714P108	KINSALE CAPITAL GROUP ORD	NA	NA	NA	30.00	10/10/2019	---	3,076.09	0.00	0.00	(26.29)	3,049.80	3,049.80
STLUCIE-Equities Sawgrass	498904200	KNOLL ORD	NA	NA	NA	160.00	11/05/2019	---	4,319.06	0.00	0.00	(277.46)	4,041.60	4,041.60
STLUCIE-Equities Sawgrass	498904200	KNOLL ORD	NA	NA	NA	80.00	11/12/2019	---	2,181.20	0.00	0.00	(160.40)	2,020.80	2,020.80
STLUCIE-Equities Sawgrass	498904200	KNOLL ORD	NA	NA	NA	90.00	11/19/2019	---	2,455.86	0.00	0.00	(182.46)	2,273.40	2,273.40
STLUCIE-Equities Sawgrass	498904200	KNOLL ORD	NA	NA	NA	110.00	11/26/2019	---	3,021.83	0.00	0.00	(243.23)	2,778.60	2,778.60
STLUCIE-Equities Sawgrass	498904200	KNOLL ORD	NA	NA	NA	150.00	12/10/2019	---	4,217.33	0.00	0.00	(428.33)	3,789.00	3,789.00
STLUCIE-Equities Sawgrass	49926D109	KNOWLES ORD	NA	NA	NA	120.00	09/16/2019	---	2,521.63	0.00	0.00	16.37	2,538.00	2,538.00
STLUCIE-Equities Sawgrass	49926D109	KNOWLES ORD	NA	NA	NA	80.00	10/24/2019	---	1,737.68	0.00	0.00	(45.68)	1,692.00	1,692.00
STLUCIE-Equities Sawgrass	50187A107	LHC GROUP ORD	NA	NA	NA	10.00	11/15/2018	---	952.38	0.00	0.00	425.22	1,377.60	1,377.60
STLUCIE-Equities Sawgrass	50187A107	LHC GROUP ORD	NA	NA	NA	30.00	12/03/2018	---	3,192.00	0.00	0.00	940.80	4,132.80	4,132.80
STLUCIE-Equities Sawgrass	50187A107	LHC GROUP ORD	NA	NA	NA	15.00	12/03/2018	---	1,604.10	0.00	0.00	462.30	2,066.40	2,066.40
STLUCIE-Equities Sawgrass	50187A107	LHC GROUP ORD	NA	NA	NA	10.00	12/17/2018	---	1,023.93	0.00	0.00	353.67	1,377.60	1,377.60
STLUCIE-Equities Sawgrass	50187A107	LHC GROUP ORD	NA	NA	NA	30.00	12/18/2019	---	2,977.24	0.00	0.00	1,155.56	4,132.80	4,132.80
STLUCIE-Equities Sawgrass	50187A107	LHC GROUP ORD	NA	NA	NA	30.00	01/16/2019	---	2,953.36	0.00	0.00	1,179.44	4,132.80	4,132.80
STLUCIE-Equities Sawgrass	50187A107	LHC GROUP ORD	NA	NA	NA	40.00	05/31/2019	---	4,545.94	0.00	0.00	964.46	5,510.40	5,510.40
STLUCIE-Equities Sawgrass	50187A107	LHC GROUP ORD	NA	NA	NA	20.00	08/12/2019	---	2,526.20	0.00	0.00	2,755.20	2,755.20	2,755.20
STLUCIE-Equities Sawgrass	50212V100	LPL FINANCIAL HOLDINGS ORD	NA	NA	NA	55.00	03/27/2018	---	3,362.71	0.00	0.00	1,711.04	5,073.75	5,073.75
STLUCIE-Equities Sawgrass	50212V100	LPL FINANCIAL HOLDINGS ORD	NA	NA	NA	40.00	01/08/2019	---	2,470.76	0.00	0.00	1,219.24	3,690.00	3,690.00
STLUCIE-Equities Sawgrass	50212V100	LPL FINANCIAL HOLDINGS ORD	NA	NA	NA	40.00	01/14/2019	---	2,634.66	0.00	0.00	1,055.34	3,690.00	3,690.00
STLUCIE-Equities Sawgrass	50212V100	LPL FINANCIAL HOLDINGS ORD	NA	NA	NA	45.00	02/08/2019	---	3,457.04	0.00	0.00	694.21	4,151.25	4,151.25
STLUCIE-Equities Sawgrass	50212V100	LPL FINANCIAL HOLDINGS ORD	NA	NA	NA	30.00	03/07/2019	---	2,282.88	0.00	0.00	484.62	2,767.50	2,767.50
STLUCIE-Equities Sawgrass	50212V100	LPL FINANCIAL HOLDINGS ORD	NA	NA	NA	30.00	05/07/2019	---	2,545.95	0.00	0.00	221.55	2,767.50	2,767.50
STLUCIE-Equities Sawgrass	50212V100	LPL FINANCIAL HOLDINGS ORD	NA	NA	NA	50.00	07/08/2019	---	4,154.17	0.00	0.00	458.33	4,612.50	4,612.50
STLUCIE-Equities Sawgrass	50212V100	LPL FINANCIAL HOLDINGS ORD	NA	NA	NA	40.00	09/20/2019	---	3,338.13	0.00	0.00	351.87	3,690.00	3,690.00
STLUCIE-Equities Sawgrass	50212V100	LPL FINANCIAL HOLDINGS ORD	NA	NA	NA	70.00	08/19/2019	---	2,628.85	0.00	0.00	1,018.15	3,647.00	3,647.00
STLUCIE-Equities Sawgrass	520776105	LAWSON PRODUCTS ORD	NA	NA	NA	80.00	10/18/2019	---	3,316.61	0.00	0.00	851.39	4,168.00	4,168.00
STLUCIE-Equities Sawgrass	520776105	LAWSON PRODUCTS ORD	NA	NA	NA	150.00	09/16/2019	---	5,217.15	0.00	0.00	1,75.35	5,392.50	5,392.50
STLUCIE-Equities Sawgrass	525558201	LEMAITRE VASCULAR ORD	NA	NA	NA	45.00	10/24/2019	---	1,595.12	0.00	0.00	22.63	1,617.75	1,617.75
STLUCIE-Equities Sawgrass	525558201	LEMAITRE VASCULAR ORD	NA	NA	NA	25.00	09/16/2019	---	3,344.73	0.00	0.00	330.27	3,675.00	3,675.00
STLUCIE-Equities Sawgrass	536797103	M I HOMES ORD	NA	NA	NA	35.00	05/09/2019	---	1,008.68	0.00	0.00	368.57	1,377.25	1,377.25
STLUCIE-Equities Sawgrass	53505B101	M I HOMES ORD	NA	NA	NA	30.00	07/22/2019	---	906.32	0.00	0.00	274.18	1,180.50	1,180.50
STLUCIE-Equities Sawgrass	53505B101	M I HOMES ORD	NA	NA	NA	100.00	11/05/2019	---	4,445.01	0.00	0.00	(510.01)	3,935.00	3,935.00
STLUCIE-Equities Sawgrass	53505B101	M I HOMES ORD	NA	NA	NA	50.00	11/12/2019	---	2,108.62	0.00	0.00	(141.12)	1,967.50	1,967.50
STLUCIE-Equities Sawgrass	53505B101	M I HOMES ORD	NA	NA	NA	60.00	11/19/2019	---	2,621.40	0.00	0.00	(260.40)	2,361.00	2,361.00
STLUCIE-Equities Sawgrass	53505B101	M I HOMES ORD	NA	NA	NA	100.00	11/26/2019	---	4,318.21	0.00	0.00	(583.21)	3,935.00	3,935.00
STLUCIE-Equities Sawgrass	53505B101	M I HOMES ORD	NA	NA	NA	80.00	12/10/2019	---	3,664.42	0.00	0.00	(516.42)	3,148.00	3,148.00
STLUCIE-Equities Sawgrass	562750109	MANHATTAN ASSOCIATES ORD	NA	NA	NA	25.00	07/22/2019	---	1,759.08	0.00	0.00	234.68	1,993.75	1,993.75
STLUCIE-Equities Sawgrass	562750109	MANHATTAN ASSOCIATES ORD	NA	NA	NA	20.00	07/25/2019	---	1,448.91	0.00	0.00	146.09	1,595.00	1,595.00

**ST. LUCIE COUNTY BOARD OF COUNTY COMMISSIONERS
INVESTMENT PORTFOLIO
AS OF DECEMBER 31, 2019**

Account	Identifier	Description	S&P Rating	Fitch Rating	Moody's Rating	Current Units	Settle Date	Final Maturity	Book Value	Interest Due	Accrued Balance	Net Unrealized Gain/Loss	Market Value	Market Value + Accrued
STLUCIE-Equities Sawgrass	562750109	MANHATTAN ASSOCIATES ORD	NA	NA	NA	30.00	07/29/2019	---	2,602.35	0.00	0.00	(209.85)	2,392.50	2,392.50
STLUCIE-Equities Sawgrass	564563104	MANTECH INTERNATIONAL CL A ORD	NA	NA	NA	25.00	06/11/2019	---	1,585.25	0.00	0.00	411.75	1,997.00	1,997.00
STLUCIE-Equities Sawgrass	564563104	MANTECH INTERNATIONAL CL A ORD	NA	NA	NA	55.00	07/22/2019	---	3,697.65	0.00	0.00	695.75	4,393.40	4,393.40
STLUCIE-Equities Sawgrass	564563104	MANTECH INTERNATIONAL CL A ORD	NA	NA	NA	10.00	10/16/2019	---	705.74	0.00	0.00	93.06	798.80	798.80
STLUCIE-Equities Sawgrass	564563104	MANTECH INTERNATIONAL CL A ORD	NA	NA	NA	60.00	11/05/2019	---	4,659.40	0.00	0.00	4,792.80	4,792.80	4,792.80
STLUCIE-Equities Sawgrass	564563104	MANTECH INTERNATIONAL CL A ORD	NA	NA	NA	420.75	11/12/2019	---	2,254.71	0.00	0.00	141.69	2,396.40	2,396.40
STLUCIE-Equities Sawgrass	56585A102	MARATHON PETROLEUM ORD	NA	NA	NA	30.00	12/08/2016	---	19,567.80	0.00	0.00	5,782.39	25,350.19	25,350.19
STLUCIE-Equities Sawgrass	56585A102	MARATHON PETROLEUM ORD	NA	NA	NA	233.75	12/09/2016	---	11,121.25	0.00	0.00	2,962.19	14,083.44	14,083.44
STLUCIE-Equities Sawgrass	56585A102	MARATHON PETROLEUM ORD	NA	NA	NA	320.85	07/22/2016	---	13,217.38	0.00	0.00	6,113.74	19,331.12	19,331.12
STLUCIE-Equities Sawgrass	56585A102	MARATHON PETROLEUM ORD	NA	NA	NA	407.65	01/05/2018	---	25,461.43	0.00	0.00	(900.43)	24,561.00	24,561.00
STLUCIE-Equities Sawgrass	56585A102	MARATHON PETROLEUM ORD	NA	NA	NA	25.00	07/19/2019	---	1,370.75	0.00	0.00	135.50	1,506.25	1,506.25
STLUCIE-Equities Sawgrass	57636Q104	MASTERCARD CL A ORD	NA	NA	NA	17.00	11/23/2018	---	3,171.24	0.00	0.00	1,904.79	5,076.03	5,076.03
STLUCIE-Equities Sawgrass	577933104	MAXIMUS ORD	NA	NA	NA	40.00	08/29/2019	---	3,043.41	0.00	0.00	(67.81)	2,975.60	2,975.60
STLUCIE-Equities Sawgrass	577933104	MAXIMUS ORD	NA	NA	NA	50.00	09/13/2019	---	3,936.68	0.00	0.00	(217.18)	3,719.50	3,719.50
STLUCIE-Equities Sawgrass	577933104	MAXIMUS ORD	NA	NA	NA	36.00	09/27/2019	---	2,831.40	0.00	0.00	(153.36)	2,678.04	2,678.04
STLUCIE-Equities Sawgrass	579780206	MCCORMICK ORD	NA	NA	NA	120.00	05/22/2018	---	12,372.60	74.40	0.00	7,995.00	20,367.60	20,367.60
STLUCIE-Equities Sawgrass	579780206	MCCORMICK ORD	NA	NA	NA	710.00	06/18/2019	---	11,525.52	440.20	0.00	8,982.78	120,508.30	120,508.30
STLUCIE-Equities Sawgrass	579780206	MCCORMICK ORD	NA	NA	NA	710.00	07/01/2019	---	107,432.44	440.20	0.00	13,075.86	120,508.30	120,508.30
STLUCIE-Equities Sawgrass	579780206	MCCORMICK ORD	NA	NA	NA	290.00	08/27/2019	---	46,720.65	179.80	0.00	2,501.05	49,221.70	49,221.70
STLUCIE-Equities Sawgrass	579780206	MCCORMICK ORD	NA	NA	NA	240.00	09/04/2019	---	39,320.35	148.80	0.00	1,414.85	40,735.20	40,735.20
STLUCIE-Equities Sawgrass	579780206	MCCORMICK ORD	NA	NA	NA	80.00	09/26/2019	---	12,818.30	49.60	0.00	760.10	13,578.40	13,578.40
STLUCIE-Equities Sawgrass	580135101	MCDONALD'S ORD	NA	NA	NA	60.00	11/02/2018	---	10,613.73	0.00	0.00	1,242.87	11,856.60	11,856.60
STLUCIE-Equities Sawgrass	580135101	MCDONALD'S ORD	NA	NA	NA	700.00	12/12/2018	---	129,532.76	0.00	0.00	8,794.24	138,327.00	138,327.00
STLUCIE-Equities Sawgrass	580135101	MCDONALD'S ORD	NA	NA	NA	240.00	12/18/2018	---	43,994.62	0.00	0.00	3,431.78	47,426.40	47,426.40
STLUCIE-Equities Sawgrass	580135101	MCDONALD'S ORD	NA	NA	NA	70.00	09/26/2019	---	14,895.21	0.00	0.00	(1,062.51)	13,832.70	13,832.70
STLUCIE-Equities Sawgrass	580589109	MCCRATH RENT ORD	NA	NA	NA	30.00	05/06/2019	---	1,909.32	0.00	0.00	386.88	2,296.20	2,296.20
STLUCIE-Equities Sawgrass	580589109	MCCRATH RENT ORD	NA	NA	NA	15.00	07/22/2019	---	971.55	0.00	0.00	176.55	1,148.10	1,148.10
STLUCIE-Equities Sawgrass	580589109	MCCRATH RENT ORD	NA	NA	NA	35.00	08/02/2019	---	2,453.47	0.00	0.00	225.43	2,678.90	2,678.90
STLUCIE-Equities Sawgrass	58506Q109	MEDPACE HOLDINGS ORD	NA	NA	NA	45.00	02/20/2019	---	3,148.27	0.00	0.00	634.43	3,782.70	3,782.70
STLUCIE-Equities Sawgrass	58506Q109	MEDPACE HOLDINGS ORD	NA	NA	NA	55.00	08/01/2019	---	4,320.80	0.00	0.00	462.30	4,623.30	4,623.30
STLUCIE-Equities Sawgrass	58506Q109	MEDPACE HOLDINGS ORD	NA	NA	NA	15.00	08/09/2019	---	1,143.86	0.00	0.00	117.04	1,260.90	1,260.90
STLUCIE-Equities Sawgrass	589378108	MERCURY SYSTEMS ORD	NA	NA	NA	15.00	03/26/2019	---	949.50	0.00	0.00	87.15	1,036.65	1,036.65
STLUCIE-Equities Sawgrass	589378108	MERCURY SYSTEMS ORD	NA	NA	NA	2,796.70	05/31/2019	---	2,796.70	0.00	0.00	(32.30)	2,764.40	2,764.40
STLUCIE-Equities Sawgrass	589378108	MERCURY SYSTEMS ORD	NA	NA	NA	25.00	08/02/2019	---	1,973.75	0.00	0.00	(246.00)	1,727.75	1,727.75
STLUCIE-Equities Sawgrass	59001A102	MERITAGE HOMES ORD	NA	NA	NA	15.00	06/11/2019	---	785.48	0.00	0.00	131.17	916.65	916.65
STLUCIE-Equities Sawgrass	59001A102	MERITAGE HOMES ORD	NA	NA	NA	45.00	07/22/2019	---	2,469.12	0.00	0.00	280.83	2,749.95	2,749.95
STLUCIE-Equities Sawgrass	59001A102	MERITAGE HOMES ORD	NA	NA	NA	60.00	11/05/2019	---	4,370.23	0.00	0.00	(703.63)	3,666.60	3,666.60
STLUCIE-Equities Sawgrass	594918104	MICROSOFT ORD	NA	NA	NA	40.00	11/23/2018	---	4,066.80	0.00	0.00	2,241.20	6,308.00	6,308.00
STLUCIE-Equities Sawgrass	594918104	MICROSOFT ORD	NA	NA	NA	12.00	05/14/2019	---	1,491.96	0.00	0.00	400.44	1,892.40	1,892.40
STLUCIE-Equities Sawgrass	600544100	HERMAN MILLER ORD	NA	NA	NA	0.00	10/08/2019	---	0.00	16.80	0.00	0.00	0.00	0.00
STLUCIE-Equities Sawgrass	600551204	MILLER INDUSTRIES ORD	NA	NA	NA	90.00	12/31/2019	---	3,378.81	0.00	0.00	(37.11)	3,341.70	3,341.70
STLUCIE-Equities Sawgrass	626755102	MURPHY USA ORD	NA	NA	NA	65.00	08/09/2019	---	5,959.05	0.00	0.00	1,645.95	7,605.00	7,605.00
STLUCIE-Equities Sawgrass	62914B100	NIC ORD	NA	NA	NA	160.00	12/31/2019	---	3,629.26	0.00	0.00	(53.26)	3,576.00	3,576.00
STLUCIE-Equities Sawgrass	629209305	NMI HOLDINGS CL A ORD	NA	NA	NA	75.00	11/13/2019	---	2,483.18	0.00	0.00	5.32	2,488.50	2,488.50
STLUCIE-Equities Sawgrass	635906100	NATIONAL HEALTHCARE ORD	NA	NA	NA	100.00	07/22/2019	---	8,395.01	52.00	0.00	247.99	8,643.00	8,643.00
STLUCIE-Equities Sawgrass	635906100	NATIONAL HEALTHCARE ORD	NA	NA	NA	20.00	09/16/2019	---	1,668.12	10.40	0.00	60.48	1,728.60	1,728.60
STLUCIE-Equities Sawgrass	637372202	NATIONAL RESEARCH ORD	NA	NA	NA	85.00	12/02/2019	---	5,453.60	17.85	0.00	151.30	5,604.90	5,604.90
STLUCIE-Equities Sawgrass	637372202	NATIONAL RESEARCH ORD	NA	NA	NA	55.00	12/31/2019	---	3,694.90	11.55	0.00	(68.20)	3,626.70	3,626.70
STLUCIE-Equities Sawgrass	64049M209	NEOGENOMICS ORD	NA	NA	NA	20.00	02/08/2019	---	338.12	0.00	0.00	246.88	585.00	585.00
STLUCIE-Equities Sawgrass	64049M209	NEOGENOMICS ORD	NA	NA	NA	175.00	04/01/2019	---	3,414.57	0.00	0.00	1,704.18	5,118.75	5,118.75
STLUCIE-Equities Sawgrass	64049M209	NEOGENOMICS ORD	NA	NA	NA	90.00	05/07/2019	---	2,074.29	0.00	0.00	558.21	2,632.50	2,632.50
STLUCIE-Equities Sawgrass	670704105	NUVASIVE ORD	NA	NA	NA	70.00	10/08/2019	---	4,485.15	0.00	0.00	928.65	5,413.80	5,413.80
STLUCIE-Equities Sawgrass	670704105	NUVASIVE ORD	NA	NA	NA	40.00	10/24/2019	---	2,684.67	0.00	0.00	408.93	3,093.60	3,093.60
STLUCIE-Equities Sawgrass	68389X105	ORACLE ORD	NA	NA	NA	1,475.00	07/22/2016	---	60,848.62	0.00	0.00	17,296.88	78,145.50	78,145.50
STLUCIE-Equities Sawgrass	68389X105	ORACLE ORD	NA	NA	NA	400.00	12/08/2016	---	15,572.00	0.00	0.00	5,620.00	21,192.00	21,192.00
STLUCIE-Equities Sawgrass	68389X105	ORACLE ORD	NA	NA	NA	225.00	12/09/2016	---	8,797.46	0.00	0.00	3,123.04	11,920.50	11,920.50
STLUCIE-Equities Sawgrass	68389X105	ORACLE ORD	NA	NA	NA	1,590.00	12/08/2016	---	61,978.20	0.00	0.00	22,260.00	84,238.20	84,238.20

**ST. LUCIE COUNTY BOARD OF COUNTY COMMISSIONERS
INVESTMENT PORTFOLIO
AS OF DECEMBER 31, 2019**

Account	Identifier	Description	S&P Rating	Fitch Rating	Moody's Rating	Current Units	Settle Date	Final Maturity	Book Value	Interest Due	Accrued Balance	Net Unrealized Gain/Loss	Market Value	Market Value + Accrued
STLUCIE-Equities Sawgrass	68389X105	ORACLE ORD	NA	NA	NA	770.00	07/28/2017	---	39,385.27	0.00	0.00	1,409.33	40,794.60	40,794.60
STLUCIE-Equities Sawgrass	68389X105	ORACLE ORD	NA	NA	NA	480.00	02/28/2018	---	24,583.25	0.00	0.00	847.15	25,430.40	25,430.40
STLUCIE-Equities Sawgrass	68389X105	ORACLE ORD	NA	NA	NA	1,540.00	03/22/2018	---	72,243.56	0.00	0.00	9,345.64	81,589.20	81,589.20
STLUCIE-Equities Sawgrass	68389X105	ORACLE ORD	NA	NA	NA	25.00	07/19/2019	---	1,463.00	0.00	0.00	(138.50)	1,324.50	1,324.50
STLUCIE-Equities Sawgrass	68389X105	ORACLE ORD	NA	NA	NA	170.00	09/26/2019	---	9,110.74	0.00	0.00	(104.14)	9,006.60	9,006.60
STLUCIE-Equities Sawgrass	69351T106	PPL ORD	NA	NA	NA	1,675.00	09/22/2017	---	65,592.83	690.94	0.00	(5,493.83)	60,099.00	60,099.00
STLUCIE-Equities Sawgrass	69351T106	PPL ORD	NA	NA	NA	1,200.00	11/27/2017	---	43,268.64	495.00	0.00	(212.64)	43,056.00	43,056.00
STLUCIE-Equities Sawgrass	69351T106	PPL ORD	NA	NA	NA	1,500.00	07/11/2018	---	14,302.55	206.25	0.00	3,637.45	17,940.00	17,940.00
STLUCIE-Equities Sawgrass	69351T106	PPL ORD	NA	NA	NA	550.00	10/19/2018	---	17,070.68	226.88	0.00	2,663.32	19,734.00	19,734.00
STLUCIE-Equities Sawgrass	69351T106	PPL ORD	NA	NA	NA	75.00	07/19/2019	---	2,289.00	30.94	0.00	402.00	2,691.00	2,691.00
STLUCIE-Equities Sawgrass	704326107	PAYCHEX ORD	NA	NA	NA	540.00	06/01/2018	---	35,807.13	0.00	0.00	10,125.27	45,932.40	45,932.40
STLUCIE-Equities Sawgrass	704326107	PAYCHEX ORD	NA	NA	NA	550.00	06/26/2018	---	38,618.64	0.00	0.00	8,164.36	46,783.00	46,783.00
STLUCIE-Equities Sawgrass	704326107	PAYCHEX ORD	NA	NA	NA	950.00	07/11/2018	---	66,501.52	0.00	0.00	14,305.48	80,807.00	80,807.00
STLUCIE-Equities Sawgrass	704326107	PAYCHEX ORD	NA	NA	NA	670.00	07/31/2018	---	47,637.07	0.00	0.00	9,353.13	56,990.20	56,990.20
STLUCIE-Equities Sawgrass	704326107	PAYCHEX ORD	NA	NA	NA	90.00	09/26/2019	---	7,403.97	0.00	0.00	251.43	7,655.40	7,655.40
STLUCIE-Equities Sawgrass	70805E109	PENNANT GROUP ORD	NA	NA	NA	159.00	10/29/2019	---	2,935.17	0.00	0.00	2,322.96	5,258.13	5,258.13
STLUCIE-Equities Sawgrass	71375U101	PERFICIENT ORD	NA	NA	NA	95.00	07/20/2018	---	2,579.98	0.00	0.00	1,796.67	4,376.65	4,376.65
STLUCIE-Equities Sawgrass	71375U101	PERFICIENT ORD	NA	NA	NA	100.00	08/10/2018	---	2,787.92	0.00	0.00	1,819.08	4,607.00	4,607.00
STLUCIE-Equities Sawgrass	71375U101	PERFICIENT ORD	NA	NA	NA	60.00	08/28/2018	---	1,690.43	0.00	0.00	1,073.77	2,764.20	2,764.20
STLUCIE-Equities Sawgrass	71375U101	PERFICIENT ORD	NA	NA	NA	130.00	09/07/2018	---	3,900.44	0.00	0.00	2,088.66	5,989.10	5,989.10
STLUCIE-Equities Sawgrass	71375U101	PERFICIENT ORD	NA	NA	NA	150.00	02/15/2019	---	4,025.01	0.00	0.00	2,885.49	6,910.50	6,910.50
STLUCIE-Equities Sawgrass	71375U101	PERFICIENT ORD	NA	NA	NA	110.00	04/01/2019	---	3,028.67	0.00	0.00	2,039.03	5,067.70	5,067.70
STLUCIE-Equities Sawgrass	71375U101	PERFICIENT ORD	NA	NA	NA	140.00	04/05/2019	---	3,894.51	0.00	0.00	2,555.29	6,449.80	6,449.80
STLUCIE-Equities Sawgrass	71375U101	PERFICIENT ORD	NA	NA	NA	110.00	04/23/2019	---	3,102.24	0.00	0.00	1,965.46	5,067.70	5,067.70
STLUCIE-Equities Sawgrass	71375U101	PERFICIENT ORD	NA	NA	NA	90.00	05/07/2019	---	2,960.60	0.00	0.00	1,185.70	4,146.30	4,146.30
STLUCIE-Equities Sawgrass	71375U101	PERFICIENT ORD	NA	NA	NA	190.00	08/07/2019	---	6,693.21	0.00	0.00	2,060.09	8,753.30	8,753.30
STLUCIE-Equities Sawgrass	71377A103	PERFORMANCE FOOD GROUP ORD	NA	NA	NA	113.00	04/08/2019	---	4,457.85	0.00	0.00	1,359.39	5,817.24	5,817.24
STLUCIE-Equities Sawgrass	71377A103	PERFORMANCE FOOD GROUP ORD	NA	NA	NA	120.00	05/03/2019	---	4,926.89	0.00	0.00	1,250.71	6,177.60	6,177.60
STLUCIE-Equities Sawgrass	71377A103	PERFORMANCE FOOD GROUP ORD	NA	NA	NA	90.00	05/31/2019	---	3,577.04	0.00	0.00	1,056.16	4,633.20	4,633.20
STLUCIE-Equities Sawgrass	71377A103	PERFORMANCE FOOD GROUP ORD	NA	NA	NA	70.00	06/13/2019	---	2,844.12	0.00	0.00	759.48	3,603.60	3,603.60
STLUCIE-Equities Sawgrass	71377A103	PERFORMANCE FOOD GROUP ORD	NA	NA	NA	55.00	07/22/2019	---	2,336.74	0.00	0.00	494.66	2,831.40	2,831.40
STLUCIE-Equities Sawgrass	71377A103	PERFORMANCE FOOD GROUP ORD	NA	NA	NA	35.00	08/09/2019	---	1,521.26	0.00	0.00	280.54	1,801.80	1,801.80
STLUCIE-Equities Sawgrass	71377A103	PERFORMANCE FOOD GROUP ORD	NA	NA	NA	70.00	09/13/2019	---	3,223.87	0.00	0.00	379.73	3,603.60	3,603.60
STLUCIE-Equities Sawgrass	71377A103	PERFORMANCE FOOD GROUP ORD	NA	NA	NA	66.00	09/13/2019	---	3,038.64	0.00	0.00	359.04	3,397.68	3,397.68
STLUCIE-Equities Sawgrass	717081103	Pfizer ORD	NA	NA	NA	1,825.00	01/09/2017	---	60,425.39	0.00	0.00	11,078.11	71,503.50	71,503.50
STLUCIE-Equities Sawgrass	717081103	Pfizer ORD	NA	NA	NA	825.00	01/05/2018	---	30,250.19	0.00	0.00	2,073.31	32,323.50	32,323.50
STLUCIE-Equities Sawgrass	74144F108	T ROWE PRICE GROUP ORD	NA	NA	NA	1,150.00	05/05/2018	---	81,858.38	0.00	0.00	58,257.62	140,116.00	140,116.00
STLUCIE-Equities Sawgrass	742718109	PROCTER & GAMBLE ORD	NA	NA	NA	700.00	07/22/2016	---	60,269.51	0.00	0.00	27,160.49	87,430.00	87,430.00
STLUCIE-Equities Sawgrass	742718109	PROCTER & GAMBLE ORD	NA	NA	NA	275.00	12/08/2016	---	22,754.24	0.00	0.00	11,593.26	34,347.50	34,347.50
STLUCIE-Equities Sawgrass	742718109	PROCTER & GAMBLE ORD	NA	NA	NA	175.00	12/09/2016	---	14,533.51	0.00	0.00	7,323.99	21,857.50	21,857.50
STLUCIE-Equities Sawgrass	742718109	PROCTER & GAMBLE ORD	NA	NA	NA	300.00	07/25/2018	---	23,633.55	0.00	0.00	13,836.45	37,470.00	37,470.00
STLUCIE-Equities Sawgrass	749397105	RI RCM ORD	NA	NA	NA	445.00	12/31/2019	---	5,791.41	0.00	0.00	(15.31)	5,776.10	5,776.10
STLUCIE-Equities Sawgrass	750236101	RADIAN GROUP ORD	NA	NA	NA	155.00	11/13/2019	---	3,907.55	0.00	0.00	(7.75)	3,899.80	3,899.80
STLUCIE-Equities Sawgrass	750236101	RADIAN GROUP ORD	NA	NA	NA	110.00	12/02/2019	---	2,881.96	0.00	0.00	(114.36)	2,767.60	2,767.60
STLUCIE-Equities Sawgrass	750491102	RADNET ORD	NA	NA	NA	310.00	10/08/2018	---	4,440.38	0.00	0.00	1,852.62	6,293.00	6,293.00
STLUCIE-Equities Sawgrass	750491102	RADNET ORD	NA	NA	NA	250.00	10/24/2019	---	3,875.73	0.00	0.00	1,199.27	5,075.00	5,075.00
STLUCIE-Equities Sawgrass	75902K106	REGIONAL MANAGEMENT ORD	NA	NA	NA	38.00	10/08/2019	---	1,002.06	0.00	0.00	139.08	1,141.14	1,141.14
STLUCIE-Equities Sawgrass	75902K106	REGIONAL MANAGEMENT ORD	NA	NA	NA	50.00	10/24/2019	---	1,490.87	0.00	0.00	10.63	1,501.50	1,501.50
STLUCIE-Equities Sawgrass	759916109	REPLIGEN ORD	NA	NA	NA	5.00	06/11/2019	---	376.25	0.00	0.00	86.25	462.50	462.50
STLUCIE-Equities Sawgrass	759916109	REPLIGEN ORD	NA	NA	NA	30.00	07/01/2019	---	2,499.60	0.00	0.00	275.40	2,775.00	2,775.00
STLUCIE-Equities Sawgrass	759916109	REPLIGEN ORD	NA	NA	NA	15.00	08/01/2019	---	1,415.51	0.00	0.00	(28.01)	1,387.50	1,387.50
STLUCIE-Equities Sawgrass	76009N100	RENT-A-CENTER ORD	NA	NA	NA	115.00	12/31/2019	---	3,279.23	0.00	0.00	37.37	3,316.60	3,316.60
STLUCIE-Equities Sawgrass	760759100	REPUBLIC SERVICES ORD	NA	NA	NA	864.00	06/08/2018	---	58,982.77	349.92	0.00	18,457.55	77,440.32	77,440.32
STLUCIE-Equities Sawgrass	760759100	REPUBLIC SERVICES ORD	NA	NA	NA	80.00	08/22/2018	---	5,973.60	32.40	0.00	1,196.80	7,170.40	7,170.40
STLUCIE-Equities Sawgrass	760759100	REPUBLIC SERVICES ORD	NA	NA	NA	60.00	08/30/2018	---	4,389.00	24.30	0.00	988.80	5,377.80	5,377.80
STLUCIE-Equities Sawgrass	760759100	REPUBLIC SERVICES ORD	NA	NA	NA	25.00	05/14/2019	---	2,063.75	10.13	0.00	177.00	2,240.75	2,240.75
STLUCIE-Equities Sawgrass	760759100	REPUBLIC SERVICES ORD	NA	NA	NA	23.00	08/19/2019	---	2,055.51	9.32	0.00	5.98	2,061.49	2,061.49

**ST. LUCIE COUNTY BOARD OF COUNTY COMMISSIONERS
INVESTMENT PORTFOLIO
AS OF DECEMBER 31, 2019**

Account	Identifier	Description	S&P Rating	Fitch Rating	Moody's Rating	Current Units	Settle Date	Final Maturity	Book Value	Interest Due	Accrued Balance	Net Unrealized Gain/Loss	Market Value	Market Value + Accrued
STLUCIE-Equities Sawgrass	784635104	SPX ORD	NA	NA	NA	70.00	09/13/2019	---	2,791.36	0.00	0.00	770.24	3,561.60	3,561.60
STLUCIE-Equities Sawgrass	78463M107	SFS COMMERCE ORD	NA	NA	NA	40.00	11/13/2018	---	1,929.72	0.00	0.00	287.08	2,216.80	2,216.80
STLUCIE-Equities Sawgrass	78463M107	SFS COMMERCE ORD	NA	NA	NA	10.00	11/14/2018	---	483.50	0.00	0.00	70.70	554.20	554.20
STLUCIE-Equities Sawgrass	78463M107	SFS COMMERCE ORD	NA	NA	NA	40.00	02/15/2019	---	2,153.84	0.00	0.00	62.96	2,216.80	2,216.80
STLUCIE-Equities Sawgrass	78463M107	SFS COMMERCE ORD	NA	NA	NA	50.00	02/20/2019	---	2,708.01	0.00	0.00	69.99	2,771.00	2,771.00
STLUCIE-Equities Sawgrass	800422107	JOHN B SANFILIPPO AND SON ORD	NA	NA	NA	60.00	08/26/2019	---	5,210.10	0.00	0.00	266.70	5,476.80	5,476.80
STLUCIE-Equities Sawgrass	801056102	SANMINA ORD	NA	NA	NA	160.00	10/08/2019	---	4,929.30	0.00	0.00	549.10	5,478.40	5,478.40
STLUCIE-Equities Sawgrass	801056102	SANMINA ORD	NA	NA	NA	55.00	10/24/2019	---	1,783.89	0.00	0.00	99.31	1,883.20	1,883.20
STLUCIE-Equities Sawgrass	801056102	SANMINA ORD	NA	NA	NA	90.00	12/31/2019	---	3,093.85	0.00	0.00	(12.25)	3,081.60	3,081.60
STLUCIE-Equities Sawgrass	806857108	SCHLUMBERGER ORD	NA	NA	NA	425.00	07/22/2016	---	33,855.59	212.50	0.00	(16,770.59)	17,085.00	17,085.00
STLUCIE-Equities Sawgrass	806857108	SCHLUMBERGER ORD	NA	NA	NA	250.00	12/08/2016	---	21,185.00	125.00	0.00	(11,135.00)	10,050.00	10,050.00
STLUCIE-Equities Sawgrass	806857108	SCHLUMBERGER ORD	NA	NA	NA	125.00	12/09/2016	---	10,518.75	62.50	0.00	(5,493.75)	5,025.00	5,025.00
STLUCIE-Equities Sawgrass	806857108	SCHLUMBERGER ORD	NA	NA	NA	400.00	06/11/2018	---	27,826.92	200.00	0.00	(11,746.92)	16,080.00	16,080.00
STLUCIE-Equities Sawgrass	806857108	SCHLUMBERGER ORD	NA	NA	NA	175.00	04/17/2019	---	8,158.24	87.50	0.00	(1,123.24)	7,035.00	7,035.00
STLUCIE-Equities Sawgrass	816190105	SELECT MEDICAL HOLDINGS ORD	NA	NA	NA	87.50	07/19/2019	---	6,853.00	0.00	0.00	182.00	7,035.00	7,035.00
STLUCIE-Equities Sawgrass	827048109	SILGAN HOLDINGS ORD	NA	NA	NA	381.00	12/23/2019	---	8,612.92	0.00	0.00	279.62	8,892.54	8,892.54
STLUCIE-Equities Sawgrass	827048109	SILGAN HOLDINGS ORD	NA	NA	NA	100.00	06/11/2019	---	3,039.00	0.00	0.00	69.00	3,108.00	3,108.00
STLUCIE-Equities Sawgrass	827048109	SILGAN HOLDINGS ORD	NA	NA	NA	90.00	08/12/2019	---	2,800.13	0.00	0.00	(2.93)	2,797.20	2,797.20
STLUCIE-Equities Sawgrass	827048109	SILGAN HOLDINGS ORD	NA	NA	NA	40.00	10/24/2019	---	1,250.80	0.00	0.00	(7.60)	1,243.20	1,243.20
STLUCIE-Equities Sawgrass	827048109	SILGAN HOLDINGS ORD	NA	NA	NA	35.00	11/13/2019	---	1,082.55	0.00	0.00	5.25	1,087.80	1,087.80
STLUCIE-Equities Sawgrass	858586100	STEPAN ORD	NA	NA	NA	30.00	03/11/2019	---	2,710.09	0.00	0.00	363.11	3,073.20	3,073.20
STLUCIE-Equities Sawgrass	858586100	STEPAN ORD	NA	NA	NA	20.00	07/29/2019	---	1,960.25	0.00	0.00	88.55	2,048.80	2,048.80
STLUCIE-Equities Sawgrass	858586100	STEPAN ORD	NA	NA	NA	15.00	10/24/2019	---	1,429.37	0.00	0.00	107.23	1,536.60	1,536.60
STLUCIE-Equities Sawgrass	87105L104	SWITCH CL A ORD	NA	NA	NA	210.00	12/02/2019	---	3,294.04	0.00	0.00	(181.84)	3,112.20	3,112.20
STLUCIE-Equities Sawgrass	872540109	TIX ORD	NA	NA	NA	610.00	03/13/2018	---	25,129.31	0.00	0.00	12,117.29	37,246.60	37,246.60
STLUCIE-Equities Sawgrass	872540109	TIX ORD	NA	NA	NA	244.00	06/04/2018	---	10,978.78	0.00	0.00	3,919.86	14,898.64	14,898.64
STLUCIE-Equities Sawgrass	872540109	TIX ORD	NA	NA	NA	20.00	08/22/2018	---	1,014.50	0.00	0.00	206.70	1,221.20	1,221.20
STLUCIE-Equities Sawgrass	872540109	TIX ORD	NA	NA	NA	1,320.00	11/02/2018	---	72,312.31	0.00	0.00	8,286.89	80,599.20	80,599.20
STLUCIE-Equities Sawgrass	872540109	TIX ORD	NA	NA	NA	69.00	04/08/2019	---	3,735.66	0.00	0.00	477.48	4,213.14	4,213.14
STLUCIE-Equities Sawgrass	872540109	TIX ORD	NA	NA	NA	1,810.00	08/27/2019	---	96,111.36	0.00	0.00	14,407.24	110,518.60	110,518.60
STLUCIE-Equities Sawgrass	872540109	TIX ORD	NA	NA	NA	130.00	09/26/2019	---	7,200.71	0.00	0.00	737.09	7,937.80	7,937.80
STLUCIE-Equities Sawgrass	872540109	TIX ORD	NA	NA	NA	1,620.00	11/14/2019	---	95,222.47	0.00	0.00	3,694.73	98,917.20	98,917.20
STLUCIE-Equities Sawgrass	87612E106	TARGET ORD	NA	NA	NA	1,400.00	01/23/2019	---	98,777.84	0.00	0.00	80,716.16	179,494.00	179,494.00
STLUCIE-Equities Sawgrass	87612E106	TARGET ORD	NA	NA	NA	25.00	07/19/2019	---	2,196.25	0.00	0.00	1,009.00	3,205.25	3,205.25
STLUCIE-Equities Sawgrass	87612E106	TARGET ORD	NA	NA	NA	49.00	12/23/2019	---	6,315.61	0.00	0.00	(33.32)	6,282.29	6,282.29
STLUCIE-Equities Sawgrass	88162G103	TETRA TECH ORD	NA	NA	NA	30.00	06/11/2019	---	2,207.57	0.00	0.00	377.23	2,584.80	2,584.80
STLUCIE-Equities Sawgrass	88162G103	TETRA TECH ORD	NA	NA	NA	20.00	10/16/2019	---	1,726.50	0.00	0.00	(3.30)	1,723.20	1,723.20
STLUCIE-Equities Sawgrass	89055F103	TOPBUILD ORD	NA	NA	NA	30.00	08/09/2019	---	2,732.74	0.00	0.00	359.66	3,092.40	3,092.40
STLUCIE-Equities Sawgrass	89055F103	TOPBUILD ORD	NA	NA	NA	40.00	11/05/2019	---	4,280.40	0.00	0.00	(157.20)	4,123.20	4,123.20
STLUCIE-Equities Sawgrass	89055F103	TOPBUILD ORD	NA	NA	NA	20.00	11/12/2019	---	2,127.06	0.00	0.00	(65.46)	2,061.60	2,061.60
STLUCIE-Equities Sawgrass	89055F103	TOPBUILD ORD	NA	NA	NA	20.00	11/19/2019	---	2,159.33	0.00	0.00	(97.73)	2,061.60	2,061.60
STLUCIE-Equities Sawgrass	89055F103	TOPBUILD ORD	NA	NA	NA	40.00	11/26/2019	---	4,351.41	0.00	0.00	(228.21)	4,123.20	4,123.20
STLUCIE-Equities Sawgrass	89055F103	TOPBUILD ORD	NA	NA	NA	40.00	12/10/2019	---	4,412.33	0.00	0.00	(289.13)	4,123.20	4,123.20
STLUCIE-Equities Sawgrass	902494103	TYSON FOODS CL A ORD	NA	NA	NA	1,550.00	01/25/2019	---	93,914.50	0.00	0.00	47,197.50	141,112.00	141,112.00
STLUCIE-Equities Sawgrass	902494103	TYSON FOODS CL A ORD	NA	NA	NA	25.00	07/19/2019	---	1,977.75	0.00	0.00	298.25	2,276.00	2,276.00
STLUCIE-Equities Sawgrass	902673102	UPF TECHNOLOGIES ORD	NA	NA	NA	35.00	06/11/2019	---	1,370.69	0.00	0.00	365.66	1,736.35	1,736.35
STLUCIE-Equities Sawgrass	902673102	UPF TECHNOLOGIES ORD	NA	NA	NA	35.00	07/22/2019	---	1,481.11	0.00	0.00	255.24	1,736.35	1,736.35
STLUCIE-Equities Sawgrass	902673102	UPF TECHNOLOGIES ORD	NA	NA	NA	90.00	07/19/2019	---	3,766.98	0.00	0.00	697.92	4,464.90	4,464.90
STLUCIE-Equities Sawgrass	902673102	UPF TECHNOLOGIES ORD	NA	NA	NA	90.00	08/19/2019	---	3,740.85	0.00	0.00	724.05	4,464.90	4,464.90
STLUCIE-Equities Sawgrass	902673102	UPF TECHNOLOGIES ORD	NA	NA	NA	50.00	11/12/2019	---	2,133.23	0.00	0.00	347.27	2,480.50	2,480.50
STLUCIE-Equities Sawgrass	902973304	US BANCORP ORD	NA	NA	NA	2,175.00	04/17/2019	---	108,779.58	913.50	0.00	20,176.17	128,955.75	128,955.75
STLUCIE-Equities Sawgrass	902973304	US BANCORP ORD	NA	NA	NA	75.00	07/19/2019	---	4,091.25	31.50	0.00	355.50	4,446.75	4,446.75
STLUCIE-Equities Sawgrass	907818108	UNION PACIFIC ORD	NA	NA	NA	426.00	01/09/2017	---	43,729.11	0.00	0.00	33,287.43	77,016.54	77,016.54
STLUCIE-Equities Sawgrass	907818108	UNION PACIFIC ORD	NA	NA	NA	50.00	08/07/2018	---	7,496.00	0.00	0.00	1,543.50	9,039.50	9,039.50
STLUCIE-Equities Sawgrass	907818108	UNION PACIFIC ORD	NA	NA	NA	10.00	08/22/2018	---	1,509.60	0.00	0.00	298.30	1,807.90	1,807.90
STLUCIE-Equities Sawgrass	907818108	UNION PACIFIC ORD	NA	NA	NA	14.00	08/30/2018	---	2,122.54	0.00	0.00	408.52	2,531.06	2,531.06
STLUCIE-Equities Sawgrass	913017109	UNITED TECHNOLOGIES ORD	NA	NA	NA	450.00	07/22/2016	---	47,587.50	0.00	0.00	19,804.50	67,392.00	67,392.00

ST. LUCIE COUNTY BOARD OF COUNTY COMMISSIONERS
 INVESTMENT PORTFOLIO
 AS OF DECEMBER 31, 2019

Account	Identifier	Description	S&P Rating	Fitch Rating	Moody's Rating	Current Units	Settle Date	Final Maturity	Book Value	Interest Due	Accrued Balance	Net Unrealized Gain/Loss	Market Value	Market Value + Accrued
STLUCIE-Equities Sawgrass	913017109	UNITED TECHNOLOGIES ORD	NA	NA	NA	175.00	12/08/2016	---	18,901.75	0.00	0.00	7,306.25	26,208.00	26,208.00
STLUCIE-Equities Sawgrass	913017109	UNITED TECHNOLOGIES ORD	NA	NA	NA	100.00	12/09/2016	---	10,757.00	0.00	0.00	4,219.00	14,976.00	14,976.00
STLUCIE-Equities Sawgrass	91324P102	UNITEDHEALTH GRP ORD	NA	NA	NA	150.00	07/22/2016	---	21,232.50	0.00	0.00	22,864.50	44,097.00	44,097.00
STLUCIE-Equities Sawgrass	91324P102	UNITEDHEALTH GRP ORD	NA	NA	NA	150.00	12/08/2016	---	23,567.25	0.00	0.00	20,529.75	44,097.00	44,097.00
STLUCIE-Equities Sawgrass	91324P102	UNITEDHEALTH GRP ORD	NA	NA	NA	75.00	12/09/2016	---	11,738.21	0.00	0.00	10,310.29	22,048.50	22,048.50
STLUCIE-Equities Sawgrass	91324P102	UNITEDHEALTH GRP ORD	NA	NA	NA	30.00	06/29/2018	---	7,472.22	0.00	0.00	1,347.18	8,819.40	8,819.40
STLUCIE-Equities Sawgrass	91324P102	UNITEDHEALTH GRP ORD	NA	NA	NA	50.00	04/17/2019	---	11,371.50	0.00	0.00	3,327.50	14,699.00	14,699.00
STLUCIE-Equities Sawgrass	91324P102	UNITEDHEALTH GRP ORD	NA	NA	NA	25.00	07/19/2019	---	6,674.25	0.00	0.00	675.25	7,349.50	7,349.50
STLUCIE-Equities Sawgrass	913543104	UNIVERSAL FOREST PRODUCTS ORD	NA	NA	NA	35.00	07/19/2019	---	1,290.70	0.00	0.00	1,290.70	1,669.50	1,669.50
STLUCIE-Equities Sawgrass	913543104	UNIVERSAL FOREST PRODUCTS ORD	NA	NA	NA	40.00	07/29/2019	---	1,603.60	0.00	0.00	304.40	1,908.00	1,908.00
STLUCIE-Equities Sawgrass	913543104	UNIVERSAL FOREST PRODUCTS ORD	NA	NA	NA	90.00	08/19/2019	---	3,547.40	0.00	0.00	745.60	4,293.00	4,293.00
STLUCIE-Equities Sawgrass	913543104	UNIVERSAL FOREST PRODUCTS ORD	NA	NA	NA	100.00	08/29/2019	---	3,840.76	0.00	0.00	4,770.00	4,770.00	4,770.00
STLUCIE-Equities Sawgrass	913543104	UNIVERSAL FOREST PRODUCTS ORD	NA	NA	NA	160.00	09/20/2019	---	6,464.62	0.00	0.00	1,167.38	7,632.00	7,632.00
STLUCIE-Equities Sawgrass	913543104	UNIVERSAL FOREST PRODUCTS ORD	NA	NA	NA	61.00	09/27/2019	---	2,444.18	0.00	0.00	465.52	2,909.70	2,909.70
STLUCIE-Equities Sawgrass	913543104	UNIVERSAL FOREST PRODUCTS ORD	NA	NA	NA	115.00	9/30/2019	---	4,642.40	0.00	0.00	843.10	5,485.50	5,485.50
STLUCIE-Equities Sawgrass	913543104	UNIVERSAL FOREST PRODUCTS ORD	NA	NA	NA	30.00	10/18/2019	---	1,209.45	0.00	0.00	221.55	1,431.00	1,431.00
STLUCIE-Equities Sawgrass	92343V104	VERIZON COMMUNICATIONS ORD	NA	NA	NA	2,440.00	10/29/2018	---	137,905.14	0.00	0.00	11,910.86	149,816.00	149,816.00
STLUCIE-Equities Sawgrass	92343V104	VERIZON COMMUNICATIONS ORD	NA	NA	NA	150.00	10/29/2018	---	8,494.50	0.00	0.00	715.50	9,210.00	9,210.00
STLUCIE-Equities Sawgrass	92343V104	VERIZON COMMUNICATIONS ORD	NA	NA	NA	1,910.00	11/02/2018	---	110,321.79	0.00	0.00	6,952.21	117,274.00	117,274.00
STLUCIE-Equities Sawgrass	92343V104	VERIZON COMMUNICATIONS ORD	NA	NA	NA	3,820.00	12/12/2018	---	222,901.97	0.00	0.00	11,646.03	234,548.00	234,548.00
STLUCIE-Equities Sawgrass	92343V104	VERIZON COMMUNICATIONS ORD	NA	NA	NA	540.00	12/17/2018	---	30,847.50	0.00	0.00	2,308.50	33,156.00	33,156.00
STLUCIE-Equities Sawgrass	92343V104	VERIZON COMMUNICATIONS ORD	NA	NA	NA	25.00	7/19/2019	---	1,432.50	0.00	0.00	102.50	1,535.00	1,535.00
STLUCIE-Equities Sawgrass	92343V104	VERIZON COMMUNICATIONS ORD	NA	NA	NA	290.00	9/4/2019	---	16,877.25	0.00	0.00	928.75	17,806.00	17,806.00
STLUCIE-Equities Sawgrass	92343X100	VERINT SYSTEMS ORD	NA	NA	NA	46.00	9/13/2019	---	2,758.16	0.00	0.00	66.24	2,824.40	2,824.40
STLUCIE-Equities Sawgrass	92345Y106	VERISK ANALYTICS ORD	NA	NA	NA	75.00	12/31/2019	---	4,128.13	0.00	0.00	23.87	4,152.00	4,152.00
STLUCIE-Equities Sawgrass	92345Y106	VERISK ANALYTICS ORD	NA	NA	NA	610.00	12/13/2018	---	70,460.55	0.00	0.00	20,636.85	91,097.40	91,097.40
STLUCIE-Equities Sawgrass	92345Y106	VERISK ANALYTICS ORD	NA	NA	NA	580	4/34/51	---	11,080.08	0.00	0.00	19,607.60	86,617.20	86,617.20
STLUCIE-Equities Sawgrass	92345Y106	VERISK ANALYTICS ORD	NA	NA	NA	70	4/37/34	---	53,311.72	0.00	0.00	(626.28)	10,453.80	10,453.80
STLUCIE-Equities Sawgrass	92345Y106	VERISK ANALYTICS ORD	NA	NA	NA	360	4/37/70	---	3,464.18	0.00	0.00	360.83	3,825.00	3,825.00
STLUCIE-Equities Sawgrass	925500105	VIAVI SOLUTIONS ORD	NA	NA	NA	255	4/35/88	---	2,753.32	0.00	0.00	3,000.00	3,000.00	3,000.00
STLUCIE-Equities Sawgrass	925500105	VIAVI SOLUTIONS ORD	NA	NA	NA	200	4/35/92	---	3,636.74	0.00	0.00	413.26	4,050.00	4,050.00
STLUCIE-Equities Sawgrass	925500105	VIAVI SOLUTIONS ORD	NA	NA	NA	270	4/35/98	---	3,056.56	0.00	0.00	393.44	3,450.00	3,450.00
STLUCIE-Equities Sawgrass	925500105	VIAVI SOLUTIONS ORD	NA	NA	NA	230	4/36/29	---	2,874.06	0.00	0.00	275.94	3,150.00	3,150.00
STLUCIE-Equities Sawgrass	925500105	VIAVI SOLUTIONS ORD	NA	NA	NA	210	4/36/36	---	2,726.00	0.00	0.00	274.00	3,000.00	3,000.00
STLUCIE-Equities Sawgrass	925500105	VIAVI SOLUTIONS ORD	NA	NA	NA	264	4/37/35	---	3,857.41	0.00	0.00	102.59	3,960.00	3,960.00
STLUCIE-Equities Sawgrass	925500105	VIAVI SOLUTIONS ORD	NA	NA	NA	140	4/37/62	---	2,133.60	0.00	0.00	(33.60)	2,100.00	2,100.00
STLUCIE-Equities Sawgrass	929236107	WD-40 ORD	NA	NA	NA	25	4/37/46	---	4,646.40	0.00	0.00	207.10	4,853.50	4,853.50
STLUCIE-Equities Sawgrass	942749102	WATTS INDUSTRIES CL A ORD	NA	NA	NA	50	4/35/35	---	3,949.26	0.00	0.00	1,038.74	4,988.00	4,988.00
STLUCIE-Equities Sawgrass	942749102	WATTS INDUSTRIES CL A ORD	NA	NA	NA	10	4/36/47	---	927.30	0.00	0.00	70.30	997.60	997.60
STLUCIE-Equities Sawgrass	981475106	WORLD FUEL SERVICES ORD	NA	NA	NA	170	4/36/27	---	5,549.48	17.00	0.00	1,831.92	7,381.40	7,381.40
STLUCIE-Equities Sawgrass	981475106	WORLD FUEL SERVICES ORD	NA	NA	NA	45	4/36/68	---	1,618.65	4.50	0.00	335.25	1,953.90	1,953.90
STLUCIE-Equities Sawgrass	981475106	WORLD FUEL SERVICES ORD	NA	NA	NA	110	4/37/74	---	4,697.61	11.00	0.00	78.59	4,776.20	4,776.20
STLUCIE-Equities Sawgrass	981475106	WORLD FUEL SERVICES ORD	NA	NA	NA	40	4/37/81	---	1,723.54	4.00	0.00	13.26	1,736.80	1,736.80
STLUCIE-Equities Sawgrass	981475106	WORLD FUEL SERVICES ORD	NA	NA	NA	60	4/37/88	---	2,598.29	6.00	0.00	6.91	2,605.20	2,605.20
STLUCIE-Equities Sawgrass	G29183103	EATON ORD	NA	NA	NA	650	4/34/79	---	45,568.77	0.00	0.00	15,999.23	61,568.00	61,568.00
STLUCIE-Equities Sawgrass	G29183103	EATON ORD	NA	NA	NA	125	4/35/72	---	10,449.35	0.00	0.00	1,390.65	11,840.00	11,840.00
STLUCIE-Equities Sawgrass	G29183103	EATON ORD	NA	NA	NA	275	4/36/65	---	22,142.67	0.00	0.00	3,905.33	26,048.00	26,048.00
STLUCIE-Equities Sawgrass	464287630	ISHARES:RUSS 2000 VL ETF	NA	NA	NA	2570	4/27/12	---	299,918.74	0.00	0.00	30,531.86	330,450.60	330,450.60
STLUCIE-Equities Sawgrass	46429B689	ISHARES:EDGE MSCI MVEAFE	NA	NA	NA	8887	4/25/73	---	592,762.90	0.00	0.00	69,674.08	662,436.98	662,436.98
STLUCIE-Equities Sawgrass	46429B689	ISHARES:EDGE MSCI MVEAFE	NA	NA	NA	482	4/27/12	---	29,879.08	0.00	0.00	6,049.20	35,928.28	35,928.28
STLUCIE-Equities Sawgrass	46429B689	ISHARES:EDGE MSCI MVEAFE	NA	NA	NA	320	4/32/50	---	23,632.00	0.00	0.00	220.80	23,852.80	23,852.80
STLUCIE-Equities Sawgrass	46429B689	ISHARES:EDGE MSCI MVEAFE	NA	NA	NA	480	4/38/19	---	35,496.00	0.00	0.00	283.20	35,779.20	35,779.20
STLUCIE-Equities Sawgrass	922042775	VANGUARD FTSE XUS ETF	NA	NA	NA	16496	4/27/12	---	727,473.60	0.00	0.00	159,186.40	886,660.00	886,660.00
STLUCIE-Equities Sawgrass	922042775	VANGUARD FTSE XUS ETF	NA	NA	NA	540	4/32/50	---	29,314.93	0.00	0.00	(289.93)	29,025.00	29,025.00

**ST. LUCIE COUNTY BOARD OF COUNTY COMMISSIONERS
INVESTMENT PORTFOLIO
AS OF DECEMBER 31, 2019**

Account	Identifier	Description	S&P Rating	Fitch Rating	Moody's Rating	Current Units	Settle Date	Final Maturity	Book Value	Interest Due	Accrued Balance	Net Unrealized Gain/Loss	Market Value	Market Value + Accrued
STLUCIE-Equities Sawgrass	922042775	VANGUARD FTSE XUS ETF	NA	NA	NA	840	43819	---	45,334.30	0.00	0.00	(184.30)	45,150.00	45,150.00
STLUCIE-Equities Sawgrass	922042858	VANGUARD EM ST I ETF	NA	NA	NA	3250	42712	---	117,259.68	0.00	0.00	27,267.82	144,527.50	144,527.50
STLUCIE-Equities Sawgrass	922042858	VANGUARD EM ST I ETF	NA	NA	NA	560	42718	---	20,572.05	0.00	0.00	4,331.15	24,903.20	24,903.20
STLUCIE-Equities Sawgrass	922042858	VANGUARD EM ST I ETF	NA	NA	NA	130	43250	---	5,869.50	0.00	0.00	(88.40)	5,781.10	5,781.10
STLUCIE-Equities Sawgrass	922042858	VANGUARD EM ST I ETF	NA	NA	NA	190	43819	---	8,467.35	0.00	0.00	(18.05)	8,449.30	8,449.30
STLUCIE-Equities Sawgrass	110122157	BRISTOL MYERS SQ RTS WI	NA	NA	NA	75	43790	---	0.00	0.00	0.00	225.75	225.75	225.75
TOTAL									12,011,657.15	9,375.20	0.00	2,407,655.85	14,419,313.00	14,419,313.00
									332,395,492.98	9,382.83	680,123.71	3,702,423.63	336,097,916.60	336,778,040.31